



Royal[®] Sensor Flushometer

ROYAL 186 SFSM-0.5-CP-TMO

Product description

0.5 gpf, Polished Chrome Finish, 0.75" Flush Connection, Fixture Connection Top Spud, Single Flush, 0.75" Inlet, 3/4" Control Stop, True Mechanical Override, Battery, Infrared, Royal[®] Exposed Sensor Urinal Flushometer.

Compliances & Certifications









(ADA Compliant, BAA Compliant, BREEAM Water Credit, cUPC Green Certified, Green Globes Water, IAPMO, LEED Water, Satisfies LEED Credits, EPA WaterSense Listed)

Code 3912746

Finish

-  Polished Chrome (CP)

Downloads

-  [Royal Exposed Installation Instructions.pdf](#)
-  [Royal Exposed Spanish Installation Instructions.pdf](#)
-  [EBV-500_550-A Installation Instructions.pdf](#)
-  [Control Stop Repair and Maintenance Guide.pdf](#)
-  [Flush Connections Flanges Repair and Maintenance Guide.pdf](#)
-  [Flushometers Brochure.pdf](#)
-  [Additional Downloads](#)

Videos

-  [Sloan - Company Overview](#)

Details

- Flush Volume: 0.5 gpf (1.9 lpf)
- Finish: Polished Chrome (CP)
- Power Type: Battery
- Valve: Diaphragm
- Valve Body Material: Semi-red Brass
- Fixture Type: Urinal
- Fixture Connection: Top Spud
- Rough-in Dimension: 11.5" (292mm)
- Spud Coupling: 0.75" (19mm)
- Supply Pipe: 0.75" (19mm)
- Override: True Mechanical (TMO)
- Control Stop: 3/4"
- Flush Connection: 0.75" (19mm)

Features

- Includes the required wall plate and a purple wall flange to let users know reclaimed water is in use
- All organic rubber has been replaced with synthetic compounds
- Optional purple handle provides additional indication of reclaimed water use
- Critical components, including cover, valve body, control stop and sweat solder kit, are made of semi-red brass
- PERMEX® Synthetic Rubber Diaphragm with Dual Filtered Fixed Bypass
- Valve body, Cover, Tailpiece and Control Stop shall be in compliance with ASTM Alloy Classification for Semi-Red Brass
- Valve shall be in compliance to the applicable sections of ASSE 1037

Recommended specifications

Valve Body, Cover, Tailpiece and Control Stop shall be in conformance with ASTM Alloy Classification for Semi-Red Brass. Valve shall be in compliance with the applicable sections of ASSE 1037 and ANSI/ASME 112.19.2.

Electrical specifications

- Flush Delay: 1 seconds
- Sensor Range: 15"-30" (381 - 762mm)

Valve Operating Pressure (Flowing)

15-80 psi (103 - 552 kPa). Specific fixtures may require greater minimum flowing pressure - consult manufacturer requirements.

Warranty

[View Warranty Information](#)

Notes

All information contained within this document subject to change without notice.

Looking for other variations of the ROYAL 186 SFSM product?
[View the general spec sheet with all options.](#)

[Find a compatible urinal](#) for this flushometer.
[Find a compatible water closet](#) for this flushometer.

WaterSense compliant when used with a 0.5 gpf (1.9 lpf) WaterSense fixture.

