

## Studio Oval

All Hydro Systems Studio Collection bathtubs and whirlpools are backed by our exclusive 5 year limited warranty and include the standard features.

### Available Sizes:

**60" L x 42" W x 20" D**  
**80 Gallons**

**66" L x 42" W x 20½" D**  
**85 Gallons**

**72" L x 42" W x 20¾" D**  
**90 Gallons**




### Studio Model Feature:

White/Biscuit  
Acrylic/Fiberglass Bathtub  
Integral Wood Base  
6 Jets Adjustable/Directional Air Switch  
Silent Air Induction  
Anti-Vortex Safety Suction  
1¼ hp UL Listed Pump, mounted

**Available** as Tub only, Thermal Air, Whirlpool

### Approvals & Listings

Commonwealth of Massachusetts  
UPC & USPC - US & Canada



### Electrical Component

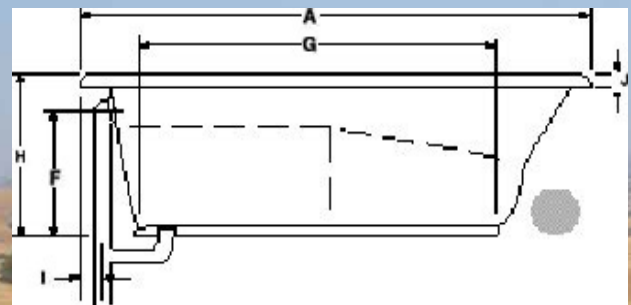
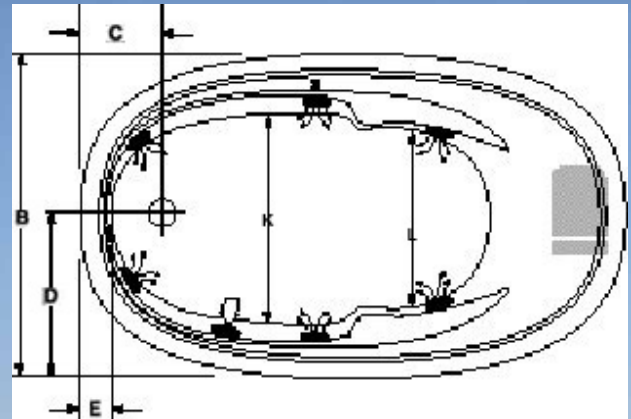
### Electrical Requirements

Whirlpool (1.25 HP Single Speed Pump, 120V)	1 Dedicated 20 Amp GFCI Circuit
Thermal Air (1 HP Blower with 600 Watt Heater)	1 Dedicated 20 Amp GFCI Circuit
Inline Heater	
600 W	Shares Pump Circuit
1500 W	1 Dedicated 20 Amp GFCI Circuit

## Studio Oval



Must be set in Mortar Base



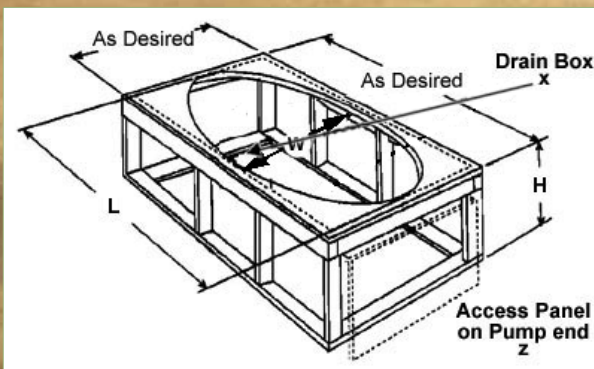
- Pump motor
- Jets
- Anti-vortex suction
- Overflow location

**AS SHOWN:**  
Whirlpool option w/ standard jets

**ALSO AVAILABLE:**  
Soaking Tub Only, Thermal Air,

Model	GC	AC	A	B	C	D	E	F	G	H	I	J	K	L	Jet	Pump	Wat.Cap.
6042	N/A	√	60"	41½"	11"	20¾"	4½"	17"	39"	20"	3"	1¾"	26"	22"	6	1.25	80 gal.
6642	N/A	√	66"	41½"	11"	20¾"	4½"	17"	44½"	20½"	3"	1¾"	26"	22"	6	1.25	85 gal.
7242	N/A	√	72"	41½"	11"	20¾"	4½"	17"	50"	20¼"	3"	1¾"	26"	22"	6	1.25	90 gal.

### Framing Dimensions



Island Drop-In			
Model	(L)ength	(W)idth	(H)eight Finish
6042	58"	39½"	19¼"
6642	64"	39½"	19¼"
7242	70"	39½"	19½"