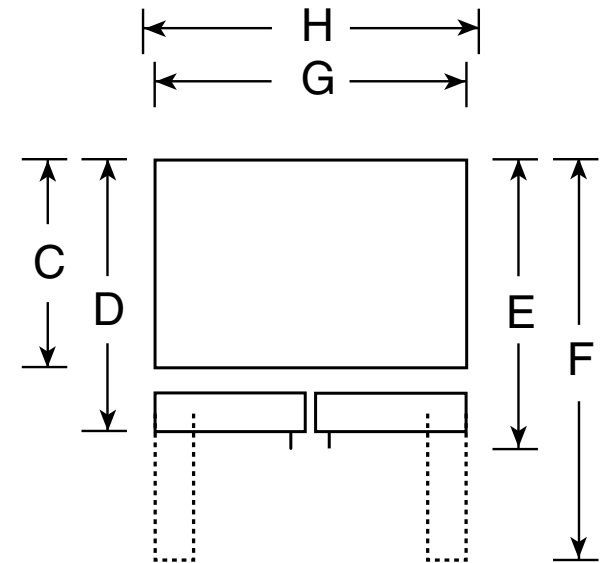
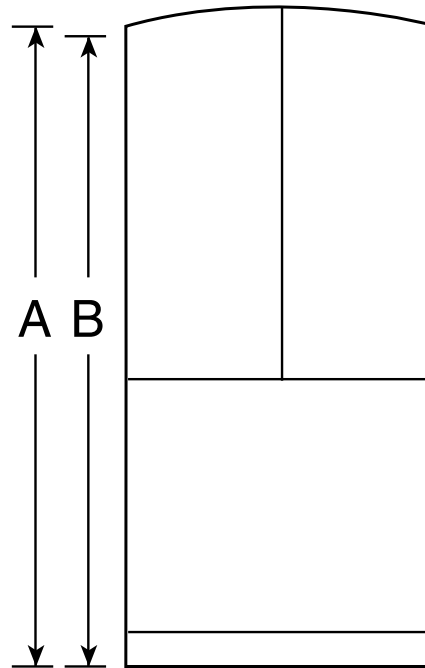


# GFE28HGH

## GE® ENERGY STAR® 28.6 Cu. Ft. French-Door Refrigerator

### Dimensions and Installation Information (in inches)

Overall Dimensions	Height to top of hinge (in.) <b>A</b>	69-7/8
	Height to top of case (in.) <b>B</b>	69
	Case depth without door (in.) <b>C</b>	29-3/8
	Case depth less door handle (in.) <b>D</b>	34-3/4
	Case depth with door handle (in.) <b>E</b>	36-1/4
	Depth with fresh food door open 90° (in.) <b>F</b>	48-3/8
	Width (in.) <b>G</b>	35-3/4
	Width with door open 90° inc. door handle (in.) <b>H</b>	44-5/8
Air	Each side (in.)	1/8
	Top (in.)	1
	Back (in.)	2



For answers to your Monogram®, Cafe™ Series, Profile™ Series or GE® appliance questions, visit our website at [geappliances.com](http://geappliances.com) or call GE Answer Center® service, 800.626.2000.



imagination at work



Listed by  
Underwriters  
Laboratories



As an ENERGY STAR® partner, GE has determined that this product meets the ENERGY STAR guidelines for energy efficiency.

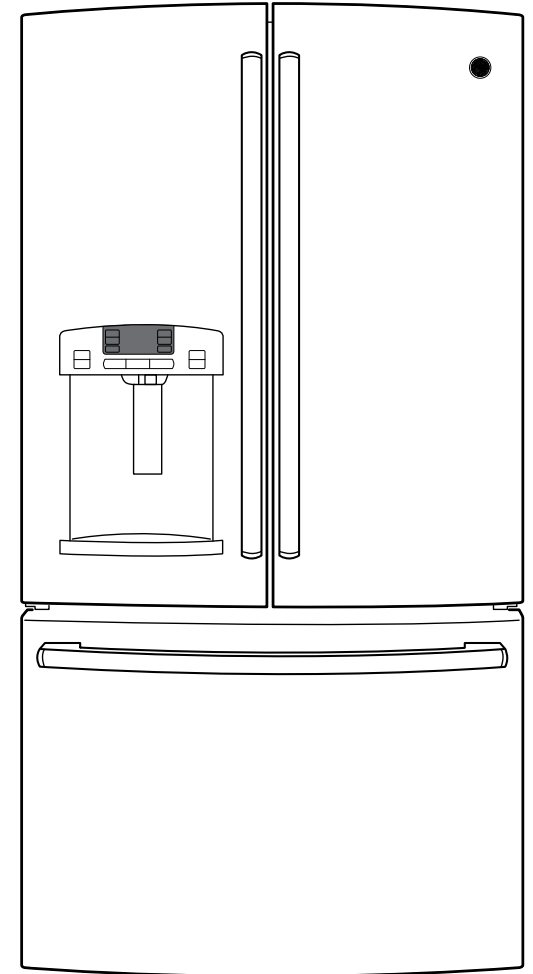
Specification Created 8/14

# GFE28HGH

## GE® ENERGY STAR® 28.6 Cu. Ft. French-Door Refrigerator

### Features and Benefits

- Dual icemaker - An icemaker in both compartments gives you more ice whenever you need it
- Full-width electronic temperature-controlled drawer with LED light - 5 accurate settings deliver the optimal temperatures for keeping foods fresh
- TwinChill™ evaporators - Separate climates in the fresh food and freezer sections help maintain temperature and humidity levels to keep foods fresh
- Showcase LED lighting - Positioned throughout the interior and under fresh food doors to spotlight foods inside the refrigerator and in the freezer
- Space saving icemaker - Located on the door with integrated bins to create more usable storage space
- Quick Space Shelf - Functions as a normal full-sized shelf when needed and easily slides down for instant storage flexibility
- Turbo Cool and Turbo Freeze settings - An extra boost of cold air restores interior to set temperature for optimum food freshness
- Advanced water filtration uses RPWFE replacement filter - Removes trace pharmaceuticals from water and ice
- Model GFE28HGHWW - High-gloss White
- Model GFE28HGHBB - High-gloss Black



imagination at work



As an ENERGY STAR® partner, GE has determined that this product meets the ENERGY STAR guidelines for energy efficiency.

Specification Created 8/14