

STAINLESS STEEL KITCHEN SINK 30 7/8"

Undermount Series

- 18 Gauge Stainless Steel
- 18-10 Chrome Nickel content
- Double bowl sink
- Installation hardware, template and instructions included
- **Waste fittings included**
- **36" cabinet required**

Nominal Dimensions:

30 7/8" x 17 3/4" x 9"

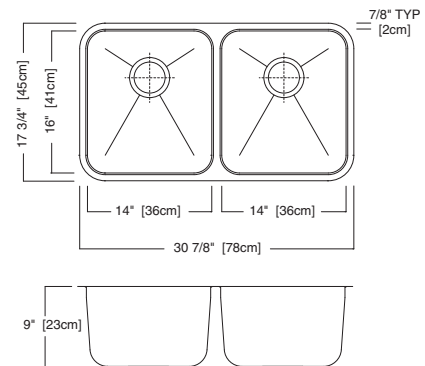
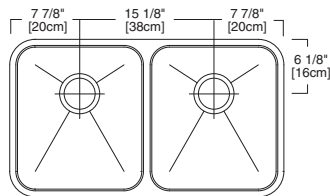
Bowl Size:

14" wide

16" front to back

9" deep

Wastehole Location:







Compliance Certifications:

IMPORTANT: Dimensions of fixtures are nominal and may vary within the range of tolerances established by ASME A112.19.3

These measurements are subject to change or cancellation. No responsibility is assumed for use of superseded or voided leaflet.

To Be Specified:

- | | | |
|--|---|-------------------------------|
| <input type="checkbox"/> 8443.101500.075 |  | Stainless steel mesh colander |
| <input type="checkbox"/> 8445.121400.075 |  | Stainless steel bottom grid |
| <input type="checkbox"/> 8445.121400.075 |  | Stainless steel bottom grid |
| <input type="checkbox"/> 791566-0750A |  | Stainless steel waste fitting |