

Specifications

All of the advantages found in copper as a metal have been capitalized to the utmost in the manufacture of NIBCO® Fittings. Because of the accuracy of construction and design, copper plumbing is more efficient and less expensive.

NIBCO manufactures nine general types of fittings: Wrot Pressure; Cast Pressure; Wrot Drainage; Cast Drainage; Flanges; Flared Tube; Threaded Bronze; Insert Fittings for PEX; Barbed Insert Fittings for Polybutylene. Each has its particular place and use and each offers its own advantages when used for the proper service requirement.

Material & Construction — NIBCO Fittings are made from the highest quality raw materials — Cast Fittings are offered in traditional copper alloys C83600, and C84400 and high quality lead-free* dezincification-resistant (DZR) silicon bronze alloy C87850 cast or 69300 forged Performance Bronze™ per ASTM Specification B584. Wrot Copper Fittings are made from commercially pure copper mill products already meeting current lead-free* requirements per ASTM Specifications B75 Alloy C12200.

Lead Free refers to the wetted surface of pipe, fittings and fixtures in potable water systems that have a weighted average lead content $\leq 0.25\%$.

NIBCO Fittings are produced to meet the requirements of applicable standards.

The majority of NIBCO® brand wrot and cast fittings are manufactured in the U.S.A. and Mexico*. The manufacturing plants at Stuarts Draft, VA, Nacogdoches, TX and Reynosa, Mexico are registered to ISO 9001 quality standards.

Following is suggested phrasing to be incorporated in your specifications or bills of material for Copper Tube Fittings.

WROT SOLDER JOINT FITTINGS — "Solder Joint Fittings shall be produced to one of the following specifications:

1. "Material and workmanship shall be in accordance with ASME/ANSI B16.22; Wrought Copper and Copper Alloy Solder Joint Pressure Fittings."
2. "The dimensional, material and workmanship shall meet the requirements of MSS SP-104; Wrought Copper Solder Joint Pressure Fittings."
3. "The dimensional, material and workmanship of 5"–12" copper fittings shall meet the requirements of MSS SP-109 "Welded Fabricated Copper Solder Joint Pressure Fittings."
4. "Third party certified to NSF/ANSI61."
5. "Lead-free* fittings are third party certified to NSF/ANSI 61"

CAST COPPER ALLOY SOLDER JOINT FITTINGS — "Cast Copper Alloy Solder Joint Fittings shall be in accordance with ASME B16.18."

WROT DRAINAGE FITTINGS — "Wrot Drainage Fittings shall be in accordance with ASME B16.29."

CAST COPPER ALLOY SOLDER JOINT DRAINAGE FITTINGS — "Cast Copper Alloy Solder Joint Drainage Fittings shall be in accordance with ASME B16.23."

CAST COPPER ALLOY FLARED TUBE FITTINGS — "Cast Copper Alloy Flared Tube Fittings shall be in accordance with ASME B16.26."

CAST COPPER ALLOY FLANGES AND FLANGED FITTINGS —

CLASS 150 — "Cast Copper Alloy Flanges and Flanged Fittings shall meet the requirements of MSS SP-106" and/or "the workmanship and dimensions of Federal Specifications WW-F-406 or ASME Std. B16.24."

CLASS 125 — Material, workmanship and dimensions of flanges shall be in accordance with MSS SP-106."

CAST BRONZE THREADED FITTINGS —

"Cast Bronze Threaded Fittings shall be in accordance with ASME B16.15."

POLYBUTYLENE COPPER INSERT TYPE VALVES AND FITTINGS — "Wrot Copper Insert Fittings shall be manufactured per MSS SP-103."

NIBCO® Copper Tube Fittings are all produced to above Standards. To simplify, write your specifications to read: "Copper Tube Fittings to be in accordance with specifications as outlined in NIBCO Copper Fittings Catalog."

WROT COPPER MEDICAL GAS SYSTEM

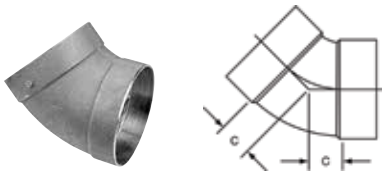
COMPONENTS — "Wrot copper fittings that are to be installed in medical gas applications shall be prepared in accordance with NFPA 99, Health Care Facilities Gas and Vacuum Systems and the Compressed Gas Association, Pamphlet G4.1. Packaging shall be adequately protective and include labeling that identifies the preparer and states that the product has been cleaned and bagged for oxygen or med gas service."

For technical information and dimensions refer to the engineering section contained in this catalog.

* NIBCO, may, from time to time, source and/or supplement a wrot or cast fitting product from suppliers outside of the U.S.A. and/or Mexico.


Visit our website for the most current information.

ELBOWS



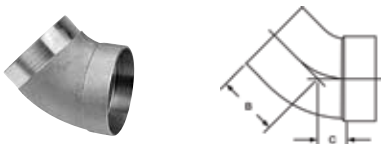
806
DWV 45° Elbow
C x C – Cast

NOM. SIZE	APPROX. NET WT./LBS.	DIM. C INCHES
4	2.47	1 ¹⁷ / ₃₂




906
DWV 45° Elbow
C x C – Wrot

NOM. SIZE	APPROX. NET WT./LBS.	DIM. C INCHES
1 1/4	0.13	1/2
1 1/2	0.21	9/16
2	0.38	13/16
3	0.78	1 1/8




806-2
DWV 45° Fitting Elbow
Ftg x C – Cast

NOM. SIZE	APPROX. NET WT./LBS.	DIM. B INCHES	DIM. C INCHES
4	2.81	2 ¹⁹ / ₃₂	1 ¹⁷ / ₃₂



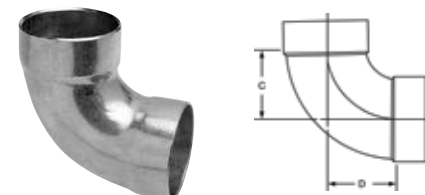
906-2
DWV 45° Fitting Elbow
Ftg x C – Wrot

NOM. SIZE	APPROX. NET WT./LBS.	DIM. B INCHES	DIM. C INCHES
1 1/4	0.13	1 ¹ / ₁₆	1/2
1 1/2	0.21	1 ¹ / ₄	9/16
2	0.39	1 ¹ / ₂	13/16
3	0.84	1 ⁷ / ₈	1 ³ / ₈



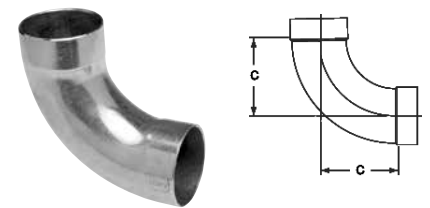
807
DWV 90° Elbow
C x C – Cast

NOM. SIZE	APPROX. NET WT./LBS.	DIM. C INCHES	DIM. D INCHES
1 1/2 x 1 1/4	0.43	1 ¹ / ₄	1 ⁷ / ₃₂
2 x 1 1/2	0.71	1 ¹¹ / ₁₆	1 ¹ / ₂
3	2.46	2 ⁷ / ₈	2 ⁷ / ₈
4	3.92	3 ²⁵ / ₃₂	3 ²⁵ / ₃₂



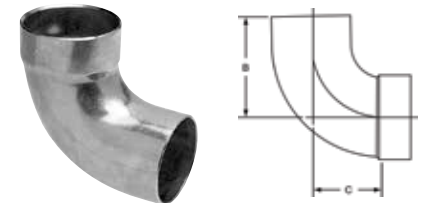
907
DWV 90° Elbow
C x C – Wrot

NOM. SIZE	APPROX. NET WT./LBS.	DIM. C INCHES	DIM. D INCHES
1 1/4	0.18	1 ³ / ₁₆	1 ³ / ₁₆
1 1/2	0.32	1 ⁷ / ₁₆	1 ⁷ / ₁₆
2	0.58	1 ¹⁵ / ₁₆	1 ¹⁵ / ₁₆
3	1.20	2 ²⁵ / ₃₂	2 ²⁵ / ₃₂



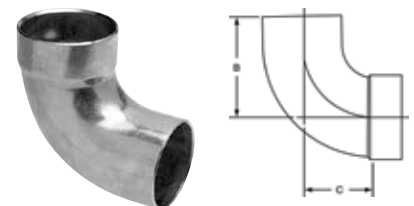
907-LT
DWV 90° Long Radius Elbow
C x C – Wrot

NOM. SIZE	APPROX. NET WT./LBS.	DIM. C INCHES
1 1/2	0.41	2 ⁵ / ₁₆
2	0.62	2 ³ / ₄



807-2
DWV 90° Fitting Elbow
Ftg x C – Cast

NOM. SIZE	APPROX. NET WT./LBS.	DIM. B INCHES	DIM. C INCHES
4	3.84	4 ¹³ / ₁₆	3 ²⁵ / ₃₂



907-2
DWV 90° Fitting Elbow
Ftg x C – Wrot

NOM. SIZE	APPROX. NET WT./LBS.	DIM. B INCHES	DIM. C INCHES
1 1/4	0.19	1 ³ / ₄	1 ³ / ₁₆
1 1/2	0.33	2 ¹ / ₁₆	1 ⁷ / ₁₆
2	0.59	2 ⁵ / ₈	1 ¹⁵ / ₁₆
3	1.21	3 ¹¹ / ₁₆	2 ²⁵ / ₃₂

Consult price sheet for Made to Order items and for minimum order quantities. Visit our website for the most current information.