


BALL ANGLE METER VALVES

3/4" & 1" SIZES

Mueller Co.

8D.1

Shaded area indicates change Rev. 9-16



Mueller® 300™ Ball Angle Meter Valve


Mueller 110® Conductive Compression Connection for CTS O.D.* tubing x meter swivel nut** Quarter turn check - lock wing. 360° turn option available by adding -3 suffix to catalog number.

Example: B-24258-3

B-24258N

Catalog size	5/8"x3/4" R †	5/8"x3/4"	5/8"x3/4"x3/4" R †
Meter size	5/8"	5/8"	5/8"x3/4", 3/4"
Tubing size	3/4"	3/4"	3/4"

Catalog size	5/8"x3/4"x3/4"	5/8"x3/4"x1"	1" R †	1"
Meter size	5/8"x3/4", 3/4"	5/8"x3/4", 3/4"	1"	1"
Tubing size	3/4"	1"	1"	1"



Mueller 300 Ball Angle Meter Valve

Mueller Pack Joint Connection for CTS O.D.* tubing x meter swivel nut** Quarter turn check - lock wing. 360° turn option available by adding -3 suffix to catalog number.

Example: P-24258-3

P-24258N

Catalog size	5/8"x3/4" R †	5/8"x3/4"	5/8"x3/4"x3/4" R †
Meter size	5/8"	5/8"	5/8"x3/4", 3/4"
Tubing size	3/4"	3/4"	3/4"

Catalog size	5/8"x3/4"x3/4"	5/8"x3/4"x1"	1" R †	1"
Meter size	5/8"x3/4", 3/4"	5/8"x3/4", 3/4"	1"	1"
Tubing size	3/4"	1"	1"	1"




Mueller 300 Ball Angle Meter Valve

Mueller 110 Conductive Compression Connection for IPS PE* pipe x meter swivel nut** Quarter turn check - lock wing. 360° turn option available by adding -3 suffix to catalog number.

Example: B-24259-3

B-24259N

Catalog size	5/8"x3/4"x3/4"	5/8"x3/4"x1"	1"
Meter size	5/8"x3/4", 3/4"	5/8"x3/4", 3/4"	1"
Tubing size	3/4"	1"	1"



Mueller 300 Ball Angle Meter Valve

Mueller Pack Joint Connection for IPS PE* pipe x meter swivel nut** Quarter turn check - lock wing. 360° turn option available by adding -3 suffix to catalog number.

Example: B-24259-3

E-24259N

Catalog size	5/8"x3/4"x3/4"	5/8"x3/4"x1"	1"
Meter size	5/8"x3/4", 3/4"	5/8"x3/4", 3/4"	1"
Tubing size	3/4"	1"	1"



Mueller 300 Ball Angle Meter Valve

Mueller INSTA-TITE Connection for IPS PE* pipe x meter swivel nut** Quarter turn check - lock wing. 360° turn option available by adding -3 suffix to catalog number.

Example: B-24266-3

B-24266N

Catalog size	5/8"x3/4"x3/4"	1"
Meter size	5/8"x3/4", 3/4"	1"
Tubing size	3/4"	1"



Mueller 300 Ball Angle Meter Valve

Mueller INSTA-TITE Connection for CTS O.D.* tubing x meter swivel nut** Quarter turn check - lock wing. 360° turn option available by adding -3 suffix to catalog number.

Example: B-24267-3

Note: Two-piece factory assembly

B-24267N

Catalog size	5/8"x3/4"x3/4"	1"
Meter size	5/8"x3/4", 3/4"	1"
Tubing size	3/4"	1"

* See charts on pages 8D.17 and 8D.18 for tubing and pipe that can be used with this connection.


** Meter swivel nuts are regularly furnished with a saddle feature to aid in meter installation and removal. A plain swivel nut is available as an option by adding a suffix of -1 to the catalog number.

† The "R" indicates this valve has a reduced port. Port size is one nominal size smaller than the valve inlet/outlet

Couplings are manufactured and tested in accordance with ANSI/AWWA C800. Components in contact with potable water will also comply with latest requirements of the Federal Safe Drinking Water Act.

8D-VALVES/CHECKS

Rev. 9-16 Shaded area indicates changes

**B-24255N****Mueller® 300™ Ball Angle Meter Valve.**


Copper flare nut x meter swivel nut**.

Quarter turn check - lock wing. 360° turn option available by adding -3 suffix to catalog number.

Example: B-24255-3

Catalog size	5/8"x3/4" R †	5/8"x3/4"	5/8"x3/4"x3/4"
Meter size	5/8"	5/8"	5/8"x3/4", 3/4"
Tubing size	3/4"	3/4"	3/4"

Catalog size	5/8"x3/4"x3/4"	5/8"x3/4"x1"	1" R †	1"
Meter size	5/8"x3/4", 3/4"	5/8"x3/4", 3/4"	1"	1"
Tubing size	3/4"	1"	1"	1"

**B-24265N****Mueller 300 Ball Angle Meter Valve**

F.I.P. x meter swivel nut**


Quarter turn check - lock wing.

360° turn option available by adding -3 suffix to catalog number.

Example: B-24265-3

Catalog size	5/8"x3/4" R †	5/8"x3/4"	5/8"x3/4"x3/4" R †
Meter size	5/8"	5/8"	5/8"x3/4", 3/4"
Tubing size	3/4"	3/4"	3/4"

Catalog size	5/8"x3/4"x3/4"	5/8"x3/4"x1"	1" R †	1"
Meter size	5/8"x3/4", 3/4"	5/8"x3/4", 3/4"	1"	1"
Tubing size	3/4"	1"	1"	1"

**B-24276N****Mueller 300 Ball Angle Meter Valve**

Mueller 110® Conductive Compression Connection for CTS

O.D.* tubing x meter flange

Quarter turn check - lock wing.

360° turn option available by adding -3 suffix to catalog number.

Example: B-24276-3

Catalog size	1-1/2"	2" † †
Meter size	1-1/2"	1-1/2", 2"
Tubing size	1-1/2"	2"

**P-24276N****Mueller 300 Ball Angle Meter Valve**

Mueller® Pack Joint Connection for CTS O.D.* tubing x meter

flange

Quarter turn check - lock wing. 360° turn

option available by adding -3 suffix to catalog number.

Example: P-24276-3

Catalog size	1-1/2"	2" † †
Meter size	1-1/2"	1-1/2", 2"
Tubing size	1-1/2"	2"

**B-24277N****Mueller 300 Ball Angle Meter Valve**

Two piece factory assembled Copper flare nut x meter flange

Quarter turn check - lock wing.

360° turn option available by adding -3 suffix to catalog number.

Example: B-24277-3

Catalog size	1-1/2"	2" † †
Meter size	1-1/2"	1-1/2", 2"
Tubing size	1-1/2"	2"

**B-24286N****Mueller 300 Ball Angle Meter Valve**


F.I.P. x meter flange

Quarter turn check - lock wing.

360° turn option available by adding -3 suffix to catalog number.

Example: B-24286-3

Catalog size	1-1/2"	2" † †
Meter size	1-1/2"	1-1/2", 2"
Tubing size	1-1/2"	2"

**B-24371N****Mueller 300 Ball Angle Meter Valve**

F.I.P. x meter swivel nut**

Extended length.

Quarter turn check - lock wing. 360° turn

option available by adding -3 suffix to catalog number.

Example: B-24265-3

Catalog size	3/4" R †
Meter size	3/4"
Tubing size	3/4"

**V-24288N****Mueller 300 Ball Angle Meter Valve**

Mueller® Pack Joint Connection for PVC tubing* x meter flange

Quarter turn check - lock wing. 360° turn option available by adding -3 suffix to catalog number.

Note: Two-piece factory assembly

Example: V-24288-3

Catalog size	1-1/2"	2" † †
Meter size	1-1/2"	2"
Tubing size	1-1/2"	2"

* See charts on pages 8D.17 and 8D.18 for tubing and pipe that can be used with this connection.

† The "R" indicates this valve has a reduced port. Port size is one nominal size smaller than the valve inlet/outlet

†† These valves have meter flanges double drilled to fit either 1-1/2" or 2" meters.


Mueller Valves and Couplings are manufactured and tested in accordance with ANSI/AWWA C800. Components in contact with potable water will also comply with latest requirements of the Federal Safe Drinking Water Act.

BALL ANGLE SERVICE VALVES
3/4" & 1" SIZES



8D.3


Shaded area indicates change Rev. 4-14



Mueller® 300™ Ball Angle Service Valve
MUELLER 110® Compression
Connection for CTS O.D.*
tubing x F.I.P.
*Quarter turn check - lock wing.
360° turn option available by
adding -3 suffix to catalog number.*
Example: B-24274-3

B-24274N


Catalog size	3/4"	1"
Tubing size	3/4"	1"



Mueller 300 Ball Angle Service Valve
Copper flare nut x F.I.P.
*Quarter turn check - lock wing.
360° turn option available by
adding -3 suffix to catalog number.*
Example: B-24275-3

B-24275N

Catalog size	3/4"	1"
Tubing size	3/4"	1"




Mueller 300 Ball Angle Service Valve
F.I.P x F.I.P.
*Quarter turn check - lock wing.
360° turn option available by
adding -3 suffix to catalog number.*
Example: B-24285-3

B-24285N

Catalog size	3/4"	3/4" R †	1" R †	1"
Tubing size	3/4"	3/4"	1"	1"

this connection.
† The "R" indicates this valve has a reduced port. Port size is one nominal size smaller than the valve inlet/outlet.




Mueller 300 Ball Angle Service Valve
F.I.P x M.I.P.
*Quarter turn check - lock wing.
360° turn option available by
adding -3 suffix to catalog number.*
Example: B-24287-3
* See charts on pages 8D.17 and 8D.18
for tubing and pipe that can be used with

B-24287N

Catalog size	3/4"	1"
Tubing size	3/4"	1"

Rev. 2-17 Shaded area indicates changes


**B-24350N**

Mueller® 300™ Ball Straight Meter Valve
Mueller 110® Conductive Compression
Connection for CTS O.D.* tubing x meter
swivel nut**.

*Quarter turn check - lock wing. 360° turn option
available by adding -3 suffix to catalog number.*

Example: B-24350-3


Catalog size	3/4"x5/8" R †	3/4" R †	3/4"	5/8"x3/4"x1"	1" R †	1"
Meter size	5/8"	5/8"x3/4", 3/4"	5/8"x3/4", 3/4"	5/8"x3/4", 3/4"	1"	1"
Tubing size	3/4"	3/4"	3/4"	1"	1"	1"

**P-24350N**

Mueller 300 Ball Straight Meter Valve
Mueller Pack Joint Connection for CTS
O.D.* tubing x meter swivel nut**.

*Quarter turn check - lock wing. 360° turn option
available by adding -3 suffix to catalog number.*
Example: P-24350-3

Catalog size	3/4"x5/8" R †	3/4" R †	3/4"	5/8"x3/4"x1"	1" R †	1"
Meter size	5/8"	5/8"x3/4", 3/4"	5/8"x3/4", 3/4"	5/8"x3/4", 3/4"	1"	1"
Tubing size	3/4"	3/4"	3/4"	1"	1"	1"


**B-24353N**

Mueller 300 Ball Straight Meter Valve
Mueller 110 Conductive Compression
Connection for PE plastic pipe (IPS) *
tubing x meter swivel nut**.

*Quarter turn check - lock wing. 360° turn option
available by adding -3 suffix to catalog number.*

Example: B-24353-3


Catalog size	3/4"	5/8"x3/4"x1"	1" R †	1"
Meter size	5/8"x3/4", 3/4"	5/8"x3/4", 3/4"	1"	1"
Tubing size	3/4"	1"	1"	1"

**E-24353N**

Mueller 300 Ball Straight Meter Valve
Mueller Pack Joint for plastic pipe (IPS) *
tubing x meter swivel nut**.

*Quarter turn check - lock wing. 360° turn option
available by adding -3 suffix to catalog number.*
Example: B-24353-3


Catalog size	3/4"	5/8"x3/4"x1"	1" R †	1"
Meter size	5/8"x3/4", 3/4"	5/8"x3/4", 3/4"	1"	1"
Tubing size	3/4"	1"	1"	1"

**B-24352N**

Mueller 300 Ball Straight Meter Valve
Copper flare nut x meter swivel nut**.

*Quarter turn check - lock wing. 360° turn option
available by adding -3 suffix to catalog number.*
Example: B-24352-3

Catalog size	3/4" R †	3/4"	5/8"x3/4"x1"	1" R †	1"
Meter size	5/8"x3/4", 3/4"	5/8"x3/4", 3/4"	5/8"x3/4", 3/4"	1"	1"
Tubing size	3/4"	3/4"	1"	1"	1"

**B-24351N**

Mueller 300 Ball Straight Meter Valve
F.I.P. x meter swivel nut**.

*Quarter turn check - lock wing. 360° turn option
available by adding -3 suffix to catalog number.*
Example: B-24351-3

Catalog size	3/4" R †	3/4"	5/8"x3/4"x1"	1" R †	1"
Meter size	5/8"x3/4", 3/4"	5/8"x3/4", 3/4"	5/8"x3/4", 3/4"	1"	1"
Tubing size	3/4"	3/4"	1"	1"	1"

**B-24394N**

Mueller 300 Ball Straight Meter Valve
M.I.P. x meter swivel nut**.

*Quarter turn check - lock wing. 360° turn option
available by adding -3 suffix to catalog number.*
Example: B-24394-3


Catalog size	3/4" R †	3/4"	1" R †	1"
Meter size	5/8"x3/4", 3/4"	5/8"x3/4", 3/4"	1"	1"
Tubing size	3/4"	3/4"	1"	1"

**B-24363N**

Mueller 300 Ball Straight Meter Valve
Mueller INSTA-TITE® Connection for CTS
O.D.* tubing x meter swivel nut**.

*Quarter turn check - lock wing. 360° turn option
available by adding -3 suffix to catalog number.*
Example: B-24363-3

Catalog size	3/4" R †	3/4"	5/8"x3/4"x1"	1"
Meter size	5/8"x3/4", 3/4"	5/8"x3/4", 3/4"	5/8"x3/4", 3/4"	1"
Tubing size	3/4"	3/4"	1"	1"


**V-25237N**

Mueller 300 Ball Straight Meter Valve
Mueller Pack Joint for PVC x
meter swivel nut**.

*Quarter turn check - lock wing. 360° turn option
available by adding -3 suffix to catalog number.*

Example: V-25237-3

Catalog size	5/8"x3/4"x1"	1"
Meter size	5/8"x3/4", 3/4"	1"
Tubing size	1"	1"

**B-24371RN**

Mueller® 300™ Ball Straight Meter Valve
F.I.P. meter swivel nut

*Quarter turn check - lock wing. 360° turn
option available by adding -3 suffix to catalog
number. 4" length.*
Example: B-24351-3

Catalog size	5/8"x3/4"x3/4"R
Meter size	5/8"x3/4", 3/4"
Pipe size	3/4"

* See charts on pages 8D.17 and 8D.18 for tubing and pipe that can be used with this connection.

**Meter swivel nuts are regularly furnished with a saddle feature to aid in meter installation and removal. A plain swivel nut is available as an option by adding a suffix of -1 to the catalog number.

†The "R" indicates this valve has a reduced port. The port size is one nominal size smaller than the valve inlet/outlet.


Mueller Valves and Couplings are manufactured and tested in accordance with ANSI/AWWA C800. Components in contact with potable water will also comply with latest requirements of the Federal Safe Drinking Water Act.

BALL STRAIGHT METER VALVES 3/4" - 2" SIZES

Mueller Co.

8D.5

Shaded area indicates change Rev. 1-16




B-24331N

Mueller 300 Ball Straight Meter Valve
Mueller 110 Conductive Compression Connection for PE plastic pipe (IPS) * tubing x meter swivel nut**.

Quarter turn check. Non- lock wing body. 360° turn option available by adding -3 suffix to catalog number.

Example: B-24331-3

Catalog size	5/8"x3/4"x1" R†	5/8"x3/4"x1"
Meter size	5/8"	5/8"x3/4", 3/4"
Pipe size	1"	1"




P-24335N

Mueller 300 Ball Straight Meter Valve
Mueller Pack Joint Connection for CTS O.D.* tubing x meter flange

Quarter turn check - lock wing. 360° turn option available by adding -3 suffix to catalog number.

Example: P-24335-3

Catalog size	1-1/2"	2" ††
Meter size	1-1/2"	2" ††
Pipe size	1-1/2"	2" ††




B-24335N

Mueller 300 Ball Straight Meter Valve
Mueller 110® Conductive Compression Connection for CTS O.D.* tubing x meter flange.

Quarter turn check - lock wing. 360° turn option available by adding -3 suffix to catalog number.

Example: B-24335-3

Catalog size	1-1/2"	2" ††
Meter size	1-1/2"	2" ††
Pipe size	1-1/2"	2" ††




B-24337N

Mueller 300 Ball Straight Meter Valve
F.I.P. x meter flange.

Quarter turn check - lock wing. 360° turn option available by adding -3 suffix to catalog number.

Example: B-24337-3

Catalog size	1-1/2"	2" ††
Meter size	1-1/2"	2" ††
Pipe size	1-1/2"	2" ††




B-24334N

Mueller 300 Ball Straight Meter Valve
Copper flare nut x meter flange

Quarter turn check - lock wing. 360° turn option by adding -3 suffix to catalog number.

Example: B-24334-3

Catalog size	1-1/2"	2" ††
Meter size	1-1/2"	2" ††
Pipe size	1-1/2"	2" ††




E-24333N

Mueller 300 Ball Straight Meter Valve
IPS PEP Pack Joint x outlet 2 bolt meter flange w lock wing

Quarter turn check. Non- lock wing body. 360° turn option available by adding -3 suffix to catalog number.

Example: B-24331-3

Catalog size	1-1/2"	2" ††
Meter size	1-1/2"	2" ††
Pipe size	1-1/2"	2" ††



V-25240N

Mueller 300 Ball Straight Meter Valve
PVC Pack Joint x outlet 2 bolt meter flange w lock wing

Quarter turn check - lock wing. 360° turn option by adding -3 suffix to catalog number.

Example: B-24334-3


Catalog size	1-1/2"	2" ††
Meter size	1-1/2"	2" ††
Pipe size	1-1/2"	2" ††

* See charts on pages 8D.17 and 8D.18 for tubing and pipe that can be used with this connection.

†† These valves have meter flanges double drilled to fit either 1-1/2" or 2" meters.


Mueller Valves and Couplings are manufactured and tested in accordance with ANSI/AWWA C800. Components in contact with potable water will also comply with latest requirements of the Federal Safe Drinking Water Act.

Rev. 4-14 Shaded area indicates change

**B-25146N**


Mueller® 300™ Ball Straight Service Valve
Mueller 110® Conductive Compression Connection for CTS O.D.* tubing - **both ends**
Quarter turn check - lock wing.
360° turn option available by adding -3 suffix to catalog number (B-25146-3)

Catalog size	3/4" R †	3/4"	1" R †	1"	1-1/2"	2"
Meter size	5/8"	3/4"	3/4"	1"	1-1/2"	2"
Tubing size	3/4"	3/4"	1"	1"	1-1/2"	2"

**P-25146N**


Mueller 300 Ball Straight Service Valve
Mueller® Pack Joint Connection for CTS O.D.* tubing - **both ends**
Quarter turn check - lock wing.
360° turn option available by adding -3 suffix to catalog number (P-25146-3)

Catalog size	3/4" R †	3/4"	1" R †	1"	1-1/2"	2"
Meter size	5/8"	3/4"	3/4"	1"	1-1/2"	2"
Tubing size	3/4"	3/4"	1"	1"	1-1/2"	2"

**B-25170N**


Mueller 300 Ball Straight Service Valve
Mueller 110 Conductive Compression Connection for CTS O.D.* tubing x F.I.P.
Quarter turn check - lock wing.
360° turn option available by adding -3 suffix to catalog number (B-25170-3)

Catalog size	3/4" R †	3/4"	3/4"x1"	1" R †	1"x3/4" R †	1-1/2"	2"
Meter size	5/8"	3/4"	3/4"	3/4"	3/4"	1-1/2"	2"
Tubing size	3/4"	3/4"	3/4"	1"	1"	1-1/2"	2"

**P-25170N**


Mueller 300 Ball Straight Service Valve
Mueller Pack Joint Connection for CTS O.D.* tubing x F.I.P.
Quarter turn check - lock wing.
360° turn option available by adding -3 suffix to catalog number (P-25170-3)

Catalog size	3/4" R †	3/4"	3/4"x1"	1" R †	1"x3/4" R †	1-1/2"	2"
Meter size	5/8"	3/4"	3/4"	3/4"	3/4"	1-1/2"	2"
Tubing size	3/4"	3/4"	3/4"	1"	1"	1-1/2"	2"

**B-25196N**


Mueller 300 Ball Straight Service Valve
Mueller 110 Compression Connection for IPS* PE pipe x F.I.P.
Quarter turn check - lock wing.
360° turn option available by adding -3 suffix to catalog number (B-25196-3)

Catalog size	3/4	1
Valve size	3/4	1
Pipe size	3/4	1

**B-25143N**


MUELLER 300 Ball Straight Service Valve
Copper flare nut - both ends
Quarter turn check - lock wing.
360° turn option available by adding -3 suffix to catalog number (B-25143-3)

Catalog size	3/4R	3/4	1R†	1-1/2	2
Valve size	3/4	3/4	3/4	1-1/2	2
Pipe size	3/4	3/4	1	1-1/2	2

**B-25166N**


Mueller 300 Ball Straight Service Valve
Copper flare nut x F.I.P.
Quarter turn check - lock wing.
360° turn option available by adding -3 suffix to catalog number (B-25166-3)

Catalog size	3/4" R †	3/4"	1" R †	1"	1-1/2"	2"
Meter size	5/8"	3/4"	3/4"	1"	1-1/2"	2"
Tubing size	3/4"	3/4"	1"	1"	1-1/2"	2"

**B-25168N**


Mueller 300 Ball Straight Service Valve
F.I.P. x Copper flare nut
Quarter turn check - lock wing.
360° turn option available by adding -3 suffix to catalog number--4-3/8" laying length for retrofit applications

Catalog size	3/4" R †	1"
Meter size	5/8"	1"
Tubing size	3/4"	1"

**B-20200N**

Mueller 300 Ball Straight Service Valve
F.I.P. x F.I.P.
Quarter turn check - lock wing.
360° turn option available by adding -3 suffix to catalog number (B-20200-3)

Catalog size	3/4" R †	3/4"	1"x3/4"	1" R †
Catalog size	1"	1-1/2"	2"	

**B-20245N**

Mueller 300 Ball Straight Service Valve
F.I.P. x F.I.P.
Quarter turn check - lock wing.
360° turn option available by adding -3 suffix to catalog number--3-13/16" end-to-end dimension for retrofit applications
* See charts on pages 8D.17 and 8D.18 for

Catalog size	3/4" R †
--------------	----------

tubing and pipe that can be used with this connection.

†The "R" indicates this valve has a reduced port. The port size is one nominal size smaller than the valve inlet/outlet.


BALL STRAIGHT SERVICE VALVES

3/4"-2" SIZES

Mueller Co.

8D.7

Shaded area indicates change Rev. 9-17




V-25236N

Mueller 300 Ball Straight Service Valve

Mueller® Pack Joint Connection for for IPS* PVC pipe- **both ends**
Quarter turn check - lock wing.
360° turn option available by adding -3 suffix to catalog number (V-25236-3)

Catalog size	1"
Valve size	1"
Pipe size	1"




B-25130N

Mueller 300 Ball Straight Meter Valve

Mueller 110 Compression Connection for CTS O.D.* tubing x F.I.P.
Quarter turn check - lock wing.
360° turn option available by adding -3 suffix to catalog number (B-25130-3)
3/4" = 3.95" length, 1" = 5" length, and 3.4"R = 4-1/16" length

Catalog size	3/4" R	3/4"	1"
Valve size	3/4"	3/4"	1"
Pipe size	3/4"	3/4"	1"




V-25108N

Mueller 300 Ball Straight Service Valve

Mueller Pack Joint Connection for IPS* PVC pipe x F.I.P.
Quarter turn check - lock wing.
360° turn option available by adding -3 suffix to catalog number (V-25108-3)

Catalog size	1"	1-1/2"	2"
Valve size	1"	1-1/2"	2"
Pipe size	1"	1-1/2"	2"




E-25196N

Mueller 300 Ball Straight Service Valve

Mueller Pack Joint Connection for IPS PE* pipe x F.I.P.
Quarter turn check - lock wing.
360° turn option available by adding -3 suffix to catalog number (B-25196-3)
NOTE: 3/4" size may also be used on PVC

Catalog size	3/4"	1"	1-1/2"	2"
Valve size	3/4"	1"	1-1/2"	2"
Pipe size	3/4"	1"	1-1/2"	2"




B-20211N

Mueller 300 Ball Straight Meter Valve

Mueller INSTA-TITE® Connection for CTS O.D. tubing x F.I.P.
Quarter turn check - lock wing.
360° turn option available by adding -3 suffix to catalog number (V-25108-3)
Example: B-20211-3

Catalog size	3/4"	3/4"R	1"	1"R
Valve size	3/4"	5/8"x3/4", 3/4"	1"	1"
Pipe size	3/4"	3/4"	1"	1"




B-20242N

Mueller 300 Ball Curb Valve

F.I.P. x M.I.P.
Quarter turn check - lock wing.
360° turn option available by adding -3 suffix to catalog number (B-20285-3)

Catalog size	3/4"	1"	1-1/2"	2"
Valve size	3/4"	1"	1-1/2"	2"
Pipe size	3/4"	1"	1-1/2"	2"



K-25170N

Mueller 300 Ball Straight Curb Valve


F.I.P x Kitec Compression
Quarter turn check - lock wing.
360° turn option available by adding -3 suffix to catalog number (K-25170-3)

Catalog size	3/4"	3/4"R	1"	1"R
Valve size	3/4"	5/8"	1"	3/4"
Pipe size	3/4"	3/4"	1"	1"


* See charts on pages 8D.17 and 8D.18 for tubing that may be used with these connections.

Mueller Valves and Couplings are manufactured and tested in accordance with ANSI/AWWA C800. Components in contact with potable water will also comply with latest requirements of the Federal Safe Drinking Water Act.

Rev. 4-14 Shaded area indicates changes

**H-15170N**


**Mueller MARK II ORISEAL®
Straight Service Valve**
Mueller 110® Conductive
Compression Connection for
CTS O.D.* tubing x F.I.P.
Quarter turn check - lock wing

**P-15170N**


**Mueller MARK II ORISEAL
Straight Service Valve**
Mueller® Pack Joint
Connection for CTS O.D.* tubing
x F.I.P.
Quarter turn check - lock wing

Catalog size	3/4	1
--------------	-----	---

Catalog size	3/4	1
--------------	-----	---

**H-15195N**


**Mueller MARK II ORISEAL
Straight Service Valve**
Mueller INSTA-TITE®
Connection for IPS* PE pipe x
F.I.P.
Quarter turn check - lock wing

**H-15197N**


**Mueller MARK II ORISEAL
Straight Service Valve**
Mueller INSTA-TITE®
Connection for CTS O.D.*
tubing x F.I.P.
Quarter turn check - lock wing

Catalog size	3/4
--------------	-----

Catalog size	3/4
--------------	-----

**H-15166N**

**Mueller MARK II ORISEAL
Straight Service Valve**
Copper flare nut x F.I.P.
Quarter turn check - lock wing

**H-10200N**

**Mueller MARK II ORISEAL
Straight Service Valve**
F.I.P. x F.I.P.
Quarter turn check - lock wing

Catalog size	3/4	1
--------------	-----	---

Catalog size	3/4	1
--------------	-----	---

* See charts on pages 8D.17 and 8D.18 for tubing that may be used with these connections.


STRAIGHT METER VALVES

3/4"-2" SIZES

Mueller Co.

8D.9


Shaded area indicates change Rev. 3-18



H-14350N

**Mueller MARK II ORISEAL
Straight Meter Valve**
Mueller 110 Conductive
Compression Connection for CTS
O.D.* tubing x meter swivel nut**
Quarter turn check - lock wing


Catalog size	3/4	1
Meter size	5/8x3/4, 3/4	1
Tubing size	3/4	1



P-14350N

**Mueller MARK II ORISEAL
Straight Meter Valve**
Mueller Pack Joint Connection
for CTS O.D.* tubing x meter
swivel nut**
Quarter turn check - lock wing


Catalog size	3/4	1
Meter size	5/8x3/4, 3/4	1
Tubing size	3/4	1



H-14352N

**Mueller MARK II ORISEAL
Straight Meter Valve**
Copper flare nut x meter
swivel nut**
Quarter turn check - lock wing


Catalog size	3/4
Meter size	5/8x3/4, 3/4
Tubing size	3/4



H-14337N

**Mueller MARK II ORISEAL
Straight Meter Valve**
F.I.P. x meter flange
Quarter turn check - lock wing


Catalog size	2" R††
Meter size	1-1/2" or 2"
Tubing size	2"



H-14345N

**Mueller MARK II ORISEAL
Straight Meter Valve**
F.I.P. x meter swivel nut**
Quarter turn check

Catalog size	1"
Valve size	1"
Pipe size	1"



H-14351N

**Mueller MARK II ORISEAL
Straight Meter Valve**
F.I.P. x meter swivel nut**
*Quarter turn check - lock wing -
360° turn option available by
adding -3 suffix to catalog number.
Example: H-24351-3*

Catalog size	3/4	1
Meter size	5/8x3/4, 3/4	1
Tubing size	3/4	1

8D-VALVES/CHECKS

* See charts on pages 8D.17 and 8D.18 for tubing that may be used with these connections.

** Meter swivel nuts are regularly furnished with a saddle feature to aid in meter installation and removal. A plain swivel nut is available as an option by adding a suffix of -1 to the catalog number.

†† These valves have meter flanges double drilled to fit either 1-1/2" or 2" meters.

Rev. 3-18 Shaded area indicates changes




www.muellercompany.com • moreinfo@muellercompany.com

GROUND KEY ANGLE METER VALVES 3/4" & 1" SIZES

Mueller Co.

8D.11

Shaded area indicates change Rev. 5-18



Ground key angle meter stop
Mueller 110® Conductive
Compression Connection for CTS
O.D.* tubing x meter swivel nut**
180° turn check - lock wing

H-14258N


Catalog size	5/8"x3/4"	5/8"x3/4"x3/4"	5/8"x3/4"x1"	1"
Meter size	5/8"	5/8"x3/4", 3/4"	5/8"x3/4", 3/4"	1"
Pipe size	3/4"	3/4"	1"	1"



Ground key angle meter stop
Mueller® Pack Joint Connection for
CTS O.D.* tubing x meter swivel nut**
180° turn check - lock wing

P-14258N

Catalog size	5/8"x3/4"x3/4"	5/8"x3/4"x1"	1"
Meter size	5/8"x3/4", 3/4"	5/8"x3/4", 3/4"	1"
Pipe size	3/4"	1"	1"



Ground key angle meter stop
Mueller 110 Compression
Connection for IPS PE* plastic pipe x
meter swivel nut**
180° turn check - lock wing

H-14259N

Catalog size	5/8"x3/4"x3/4"	5/8"x3/4"x1"	1"
Meter size	5/8"x3/4", 3/4"	5/8"x3/4", 3/4"	1"
Pipe size	3/4"	1"	1"



Ground key angle meter stop
Mueller INSTA-TITE® Connection
for IPS PE* plastic pipe x meter
swivel nut**
180° turn check - lock wing
Ground key angle meter stop

H-14266N


Catalog size	5/8"x3/4"x3/4"	5/8"x3/4"x1"	1"
Meter size	5/8"x3/4", 3/4"	5/8"x3/4", 3/4"	1"
Pipe size	3/4"	1"	1"



Ground key angle meter stop
Mueller INSTA-TITE® Connection for
CTS O.D.* PE plastic tubing x meter
swivel nut**
180° turn check - lock wing

H-14267N


Catalog size	5/8"x3/4"x3/4"	5/8"x3/4"x1"	1"
Meter size	5/8"x3/4", 3/4"	5/8"x3/4", 3/4"	1"
Pipe size	3/4"	1"	1"



Copper flare nut x meter swivel nut**
180° turn check - lock wing

H-14255N

Catalog size	5/8"x3/4"	5/8"x3/4"x3/4"	5/8"x3/4"x1"	1"
Meter size	5/8"	5/8"x3/4", 3/4"	5/8"x3/4", 3/4"	1"
Pipe size	3/4"	3/4"	1"	1"



Ground key angle meter stop
F.I.P. x meter swivel nut**
180° turn check - lock wing

H-14265N

Catalog size	5/8"x3/4"	5/8"x3/4"x3/4"	5/8"x3/4"x1"	1"
Meter size	5/8"	5/8"x3/4", 3/4"	5/8"x3/4", 3/4"	1"
Pipe size	3/4"	3/4"	1"	1"



Ground key angle meter stop
Mueller Pack Joint for IPS PE* plastic
pipe x meter swivel nut**
180° turn check - lock wing

E-14259N

Catalog size	5/8"x3/4"x3/4"	5/8"x3/4"x1"	1"
Meter size	5/8"x3/4", 3/4"	5/8"x3/4", 3/4"	1"
Pipe size	3/4"	1"	1"

* See charts on pages 8D.17 and 8D.18 for tubing and pipe that can be used with this connection.

** Meter swivel nuts are regularly furnished with a saddle feature to aid in meter installation and removal. A plain swivel nut is available as an option by adding a suffix of -1 to the catalog number.

Mueller Valves and Couplings are manufactured and tested in accordance with ANSI/AWWA C800. Components in contact with potable water will also comply with latest requirements of the Federal Safe Drinking Water Act.

Rev. 4-20 Shaded area indicates changes

**H-14277N**

Ground Key Angle Meter Valve
Mueller 110® Conductive
Compression Connection
for CTS
O.D.* tubing x meter flange
180° turn check - lock wing

Catalog size	1-1/2"	2" ††
Meter size	1-1/2"	1-1/2", 2"
Tubing size	1-1/2"	2"

**P-14277N**

Ground Key Angle Meter Valve
Mueller® Pack Joint
Connection for CTS O.D.* tubing
x meter flange
180° turn check - lock wing

Catalog size	1-1/2"	2" ††
Meter size	1-1/2"	1-1/2", 2"
Tubing size	1-1/2"	2"

**H-14276N**


Ground Key Angle Meter Valve
Copper flare nut x meter flange
180° turn check - lock wing

Catalog size	1-1/2"	2" ††
Meter size	1-1/2"	1-1/2", 2"
Tubing size	1-1/2"	2"

**H-14286N**


Ground Key Angle Meter Valve
F.I.P. x meter flange
180° turn check - lock wing

Catalog size	1-1/2"	2" ††
Meter size	1-1/2"	1-1/2", 2"
Tubing size	1-1/2"	2"

**H-14285N**

Ground Key Angle Meter Valve
F.I.P. x F.I.P.
180° turn check - lock wing

Catalog size	3/4"
--------------	------

**H-10281N**

**Mueller Solid Tee Head
Roundway Meter Stop**
F.I.P. x F.I.P.
360° turn - lock wing

Catalog size	1-1/2"
--------------	--------


**V-14277**

Ground Key Angle Meter Valve
Mueller® Pack Joint
Connection for
PVC pipe x meter flange

Catalog size	2"
Meter size	1-1/2", 2"
Pipe size	2"


* See charts on pages 8D.17 and 8D.18 for tubing that may be used with these connections.

†† These valves have meter flanges double drilled to fit either 1-1/2" or 2" meters.

**H-14241N****Straight dual check valve****Inlet:** M.I.P.**Outlet:** F.I.P.


To order ASSE approved†† model add suffix -A to catalog number

Catalog size	3/4"	3/4"x1" ††	1"
Pipe size	3/4"	3/4" in, 1" out	1"

**H-14243N****Straight dual check valve****Inlet:** F.I.P.**Outlet:** F.I.P.

To order ASSE approved†† model add suffix -A to catalog number

Catalog size	3/4"	3/4"x1" ††	1"	1-1/2" ††	2" ††
Pipe size	3/4"	3/4" in, 1" out	1"	1-1/2"	2"

**H-14242N****Straight dual check valve****Inlet:** Meter swivel nut***Outlet:** F.I.P.

To order ASSE approved model add suffix -A to catalog number

Catalog size	5/8"x3/4"x3/4"	5/8"x3/4"x1" ††	1"	1-1/2" ††, †††	2" †, ††
Pipe size	5/8"x3/4", 3/4"	5/8"x3/4", 3/4"	1"	1-1/2"	1-1/2", 2"
Tubing size	3/4"	1"	1"	1-1/2"	2"

**H-14283N****Straight dual check valve****Inlet:** M.I.P.**Outlet:** Mueller 110 Conductive Compression Connection for CTS O.S. ** tubing.


To order ASSE approved†† model add suffix -A to catalog number

Catalog size	3/4
Pipe size	3/4

**H-14282N****Straight dual check valve****Inlet:** M.I.P.**Outlet:** M.I.P.

To order ASSE approved†† model add suffix -A to catalog number

Catalog size	3/4
Pipe size	3/4

**H-14272N****Straight dual check valve****Inlet:** Meter swivel nut***Outlet:** M.I.P.

To order ASSE approved†† model add suffix -A to catalog number

Catalog size	5/8"x3/4"x3/4"	1"
Meter size	5/8"x3/4", 3/4"	1"
Tubing size	3/4"	1"

* Meter swivel nuts are regularly furnished with a saddle feature to aid in meter installation and removal. A plain swivel nut is available as an option by adding a suffix of -1 to the catalog number.

** See charts on page 8D.17 and 8D.18 for tubing and pipe that can be used with this connection.

† These valves have meter flanges double drilled to fit either 1-1/2" or 2" meters.

†† These 3/4"x1", 1-1/2" and 2" sizes are not available as ASSE approved.

††† These have meter flanges for 1-1/2" meters

Rev. 4-14 Shaded area indicates changes

**Angle Meter Dual Check Valve****Inlet:** Meter swivel nut***Outlet:** Mueller 110Conductive Compression
Connection for CTS O.D.** tubing.To order ASSE approved model add suffix
-A to catalog number**H-14269N**


Catalog size	5/8"x3/4"x3/4"	1"	1-1/2"	2"
Pipe size	5/8"x3/4", 3/4"	1"	1-1/2"	2"
Tubing size	3/4"	1"	1-1/2"	2"

**Angle Meter Dual Check Valve****Inlet:** Meter swivel nut***Outlet:** Mueller 110 PackJoint Connection for CTS O.D.**
tubing.To order ASSE approved model add suffix
-A to catalog number**P-14269N**

Catalog size	5/8"x3/4"x3/4"	1"
Pipe size	5/8"x3/4", 3/4"	1"
Tubing size	3/4"	1"

**Top entry vertical dual check valve
ASSE approved****Inlet:** Meter swivel nut***Outlet:** MUELLER 110®Conductive Compression
Connection for CTS O.D.** tubingTo order test valve feature add suffix (-05)
to catalog number**H-14462-AN**

Catalog size	5/8"x3/4"x3/4"	1"	2"
Pipe size	5/8"x3/4", 3/4"	1"	2"
Tubing size	3/4"	1"	2"***

**Angle dual check valve****Inlet:** Meter swivel nut***Outlet:** F.I.PTo order ASSE approved model add suffix
-A to catalog number**H-14244N**

Catalog size	5/8"x3/4"	5/8"x3/4"x1"***	1"	1-1/2"***	2"***
Pipe size	5/8"	5/8"x3/4", 3/4"	1"	1-1/2"	1-1/2", 2"
Tubing size	3/4"	3/4"	1"	1-1/2"	2"

**Top entry vertical dual check valve
ASSE approved****Inlet:** Meter swivel nut***Outlet:** Copper flare nutTo order test valve feature add suffix (-05)
to catalog number**H-14461-AN**

Catalog size	5/8"x3/4"x3/4"	1"
Pipe size	5/8"x3/4", 3/4"	1"
Tubing size	3/4"	1"

**Top entry vertical dual check valve
ASSE approved****Inlet:** Meter swivel nut***Outlet:** F.I.PTo order test valve feature add
suffix (-05) to catalog numberTo order test valve feature add suffix (-05) to
catalog number.

Example: H-14462-A-05

H-14460-AN

Catalog size	5/8"x3/4"	5/8"x3/4"x3/4"	1"	2"
Pipe size	5/8"	5/8"x3/4", 3/4"	1"	1-1/2" or 2"
Tubing size	3/4"	3/4"	1"	2"

**Top entry vertical dual check valve
ASSE approved****Inlet:** Meter swivel nut***Outlet:** M.I.PTo order test valve feature add suffix (-05)
to catalog number**H-14463-AN**

Catalog size	5/8"x3/4"x3/4"	1"
Pipe size	5/8"x3/4", 3/4"	1"
Tubing size	3/4"	1"

**Top entry vertical dual check valve
ASSE approved****Inlet:** Meter swivel nut***Outlet:** Mueller® Pack Joint

Connection for CTS O.D.** tubing

To order test valve feature add suffix
(-05) to catalog number**P-14462-AN**


Catalog size	5/8"x3/4"x3/4"	1"	2"***
Pipe size	5/8"x3/4", 3/4"	1"	1-1/2", 2"
Tubing size	3/4"	1"	2"

* Meter swivel nuts are regularly furnished with a saddle feature to aid in meter installation and removal. A plain swivel nut is available as an option by adding a suffix of
-1 to the catalog number.


**See charts on page 8D.17 and 8D.18 for tubing that may be used with these connections.

***Valves with meter flanges double drilled to fit either 1-1/2" or 2" meters

**Mueller Valves and Couplings are manufactured and tested in accordance with ANSI/AWWA C800. Components in contact with potable
water will also comply with latest requirements of the Federal Safe Drinking Water Act.**



Repair kit for REGULAR dual check valves Not for use on top entry vertical style.



Repair kit for ASSE APPROVED regular dual check valves Not for use on top entry vertical style.


Catalog number	681434	681435	681436
Valve size	5/8" or 5/8"x3/4" or 3/4"	1"	1-1/2" or 2"

Catalog number	681437	681438
Valve size	5/8" or 5/8"x3/4" or 3/4"	1"



Repair kit for M-98™ top entry vertical style checks

Catalog number	682231	682232	682611
Valve size	3/4"	1"	1-1/2" or 2"



B-20299

2" Brass square wrench nut adapter
For use on Mueller® 300™ Ball Valves and ground key valves - one size fits both 3/4" and 1" valves.



H-10298

Brass straight lever handle
For use on Mueller® MARK II ORISEAL® Curb Valves and Mueller ORISEAL III Curb Valves.

3/4"	1"
------	----



H-14339

Brass angle lever handle
For use on Mueller® MARK II ORISEAL® Curb Valves and Mueller ORISEAL III Curb Valves.

3/4"	1"
------	----



B-20298

Brass straight lever handle
For use on Mueller 300 Ball Curb Valves - one size fits both 3/4" and 1" valves. 4.25" overall handle length.



B-24339

Brass angle lever handle
For use on Mueller 300 Ball Curb Valves - one size fits both 3/4" and 1" valves.



B-20298-99000

Brass straight lever handle
For use on Mueller 300 Ball Curb Valves - one size fits both 3/4" and 1" valves. 3.21" overall handle length for use in confined areas where longer handle will not work.



B-20298-99001

"RECLAIMED WATER" straight lever handle with marking and standard color for positive identification
For use on Mueller 300 Ball Valves - one size fits both 3/4" and 1" valves. 3.21" overall handle length for use in confined areas.

*Fits 1-1/2" and 2" Ball Valves



Test Drain Option

To order test valve features add suffix (-05) to catalog number. Example: H-14462-A-05

RECLAIMED WATER STYLE:

Valves area available marked for "reclaimed water" by adding "-20" to the catalog number.

Example: B-24274-20.

* Meter swivel nuts are regularly furnished with a saddle feature to aid in meter installation and removal. A plain swivel nut is available as an option by adding a suffix of -1 to the catalog number.

**See charts on page 8D.17 and 8D.18 for tubing that may be used with these connections.

***Valves with meter flanges double drilled to fit either 1-1/2" or 2" meters

Mueller Valves and Couplings are manufactured and tested in accordance with ANSI/AWWA C800. Components in contact with potable water will also comply with latest requirements of the Federal Safe Drinking Water Act.

Rev. 4-14 Shaded area indicates changes

Copper flare connection optional equipment

Copper flare nut



CATALOG NUMBER:

1/2"	3/4"	1"	1-1/4"	1-1/2"	2"
------	------	----	--------	--------	----

Solid copper disc

Used with regular copper flare nut to shut off line.

CATALOG NUMBER: **H-15535**

1/2"	3/4"	1"	1-1/4"	1-1/2"	2"
------	------	----	--------	--------	----

Brass cap

Fits on copper flare spud to cap off line.

CATALOG NUMBER: **H-15540N**

3/4"	1"
------	----

Flaring tool



Used to make 45° flare on type "K" copper tubing.

CATALOG NUMBER: **H-18000**

1/2"	3/4"	1"	1-1/4"	1-1/2"	2"
------	------	----	--------	--------	----

Drilled flaring tool



Used to make 45° flare on type "K" copper tubing without shutting off water--drilled to exhaust water at right angle to tubing.

CATALOG NUMBER: **H-18005**

3/4"	1"
------	----

Reamer



Used to ream the inside of type "K" copper tubing to remove burrs prior to flaring.

CATALOG NUMBER: **H-18010**

3/4"

Brass Hammer

Solid brass head with 10" wooden handle. Weight 2-3/4lb.

CATALOG NUMBER: **H-18025**

Note: When using any striking tool, safety eye protection must be worn. Inspect hammer and tools for any damage after each use and repair or replace if mushrooming or chipping is evident.

Tubing, Pipe and Liners Used with Mueller 110 Compression Connection

Nominal size of connection	Material	Tubing or pipe wall O.D. range (in.)	Tubing or pipe wall thickness range (in.)	Tubing or pipe I.D. range (in.)	Liner Part Number
3/4" CTS	Type "K" copper	0.872 - 0.878	0.061 - 0.069	-	-
	Polyethylene PE	0.871 - 0.879	0.097 - 0.107	0.657 - 0.685	504281
1" CTS	Type "K" copper	1.127 - 1.129	0.061 - 0.069	-	-
	Polyethylene PE	1.120 - 1.130	0.125 - 0.137	0.846 - 0.880	504835
1-1/2" CTS	Type "K" copper	1.620 - 1.630	0.067 - 0.077	-	-
	Polyethylene PE	1.619 - 1.631	0.181 - 0.199	1.227 - 1.275	506139
2" CTS	Type "K" copper	2.120 - 2.130	0.076 - 0.090	-	-
	Polyethylene PE	2.119 - 2.131	0.236 - 0.260	1.605 - 1.665	506141
3/4" IPS	Polyethylene PE	1.045 - 1.110	0.113 - 0.134	0.780 - 0.828	505141
1" IPS	Polyethylene PE	1.329 - 1.399	0.150 - 0.170	1.029 - 1.059	505142

Type "K" copper tubing per ASTM B888.

CTS polyethylene (PE) per ASTM D-2737 SDR-9

IPS polyethylene (PE) per ASTM D-2239 PE SDR-7

Polyvinylchloride (PVC) per ASTM D1785



Mueller 110 Compression Connection Replacement Parts

Size	Gasket part number †	Connection nut
3/4" CTS	581949	507831
1" CTS	581951	507835
3/4" IPS	89599	508826
1" IPS	89788	508827
1-1/2" CTS	581955	507847
2" CTS	581957	507851

† Gasket and gripper band assembly.



Gasket Assembly




Nut

Adapter Nut for pre-1976 style Mueller 110 Compression Connection for CTS tubing


Kit includes one standard Gasket (same used with current style 110 connections) and a special Nut that adapts to the older style connection threads on the fittings. It is installed in the same way as the current style connection (Gasket conductor spring should be toward fitting body).

Size	Connection kit
3/4" CTS	682552
1" CTS	682551



Mueller KITEC® Compression Connection

Size	Kit part number
3/4" CTS	682605N
1" CTS	682606N



Rev. 4-14 Shaded area indicates changes

Pack Joint Connection Kits (including gasket and washer)

Nominal size of connection	Tubing or pipe O.D. range (in.)	Tubing or pipe wall thickness (in.)	Tubing or pipe I.D. range (in.)	Part number
3/4" CTS	0.871 - 0.879	0.097 - 0.107	0.657 - 0.685	681921
1" CTS	1.120 - 1.130	0.125 - 0.137	0.846 - 0.880	681922
1-1/2" CTS	1.619 - 1.631	0.181 - 0.199	1.221 - 1.269	681923
2" CTS	2.119 - 2.131	0.236 - 0.260	1.599 - 1.659	681924



Pack Joint Kit

† 3/4" & 1" size kits (CTS only) will interchange with valves or fittings using Mueller 110® Compression Connections (CTS).
1-1/2" & 2" size kits are not interchangeable with valves or fittings presently using Mueller 110 Compression Connections (CTS).
The 1-1/2" & 2" sizes should only be used as replacements for products currently using Mueller Pack Joint Connections (CTS).

Tubing Pipe and Liners for Mueller Pack Joint Connection (not required for Type "K" copper pipe)

Nominal size of connection	Tubing or pipe O.D. range (in.)	Tubing or pipe wall thickness (in.)	Tubing or pipe I.D. range (in.)	Length of line	Part number
3/4" CTS PE	0.871 - 0.879	0.097 - 0.107	0.657 - 0.685	1.625	528704
1" CTS PE	1.120 - 1.130	0.125 - 0.137	0.846 - 0.880	2.125	528705
1-1/2" CTS PE	1.619 - 1.631	0.181 - 0.199	1.221 - 1.269	2.562	528706
2" CTS PE	2.119 - 2.131	0.236 - 0.260	1.599 - 1.659	2.562	528707


Polyethylene PE Tubing and Pipe Used with Mueller INSTA-TITE Connections

Nominal size of connection	Material	Tubing or pipe wall O.D. range (in.)	Tubing or pipe wall thickness range (in.)	Tubing or pipe I.D. range (in.)
3/4" CTS	Polyethylene PE	0.871 - 0.879	0.097 - 0.107	0.657 - 0.685
1" CTS	Polyethylene PE	1.120 - 1.130	0.125 - 0.137	0.846 - 0.880
3/4" IPS	Polyethylene PE	1.045 - 1.110	0.118 - 0.138	0.809 - 0.834
1" IPS	Polyethylene PE	1.329 - 1.399	0.150 - 0.170	1.029 - 1.059

CTS Polyethylene (PE) per ASTM D-2737 SDR-9
IPS polyethylene (PE) per ASTM D-2239 PE SDR-7

Polyethylene PE Tubing and Pipe Used with Mueller INSTA-TITE Connections

Nominal size of connection	Gripper ring part number	O-ring part number
3/4" CTS (red gripper)	506325	506324
1" CTS (red gripper)	506327	506326
3/4" IPS (white gripper)	505885	505883
1" IPS (white gripper)	505886	505884



Gripper ring

O-ring

Optional tools for use with Mueller INSTA-TITE Connections

Pipe beveling tool

To assure proper installation, the end of the pipe or tubing must be properly beveled before it is installed into the Mueller INSTA-TITE Connection. Mueller Co. offers a special beveling tool for both CTS PE tubing and IPS PE pipe.

PART NUMBER: **H-18015** for 3/4" and 1" CTS tubing.
PART NUMBER: **H-18017** for 3/4" and 1" IPS pipe



Pipe removal tool

Pipe or tubing may be removed from the Mueller INSTA-TITE Connection using special removal tools. Use one tool for 3/4" size connection and two tools for 1" size.



PART NUMBER: **506336**