

FIGURE X411C BRASS BODY BALL VALVES



LOW LEAD COMPLIANT 2 PC FULL PORT 600 WOG

FEATURES

- 600 WOG
- Full port
- NSF61 & NSF 372 certified
- Meets MSS SP-110 standards
- Blow-out proof stem
- Adjustable packing
- Sweat ends per ANSI B16.18
- Optional lock lever kit
- Optional stem extension kit
- Optional tee handle kit
- Optional oval handle kit
- Optional memory stop kit

NOT FOR USE AT OR BELOW GROUND LEVEL



ACCESSORIES



FIGURE NUMBER MATRIX

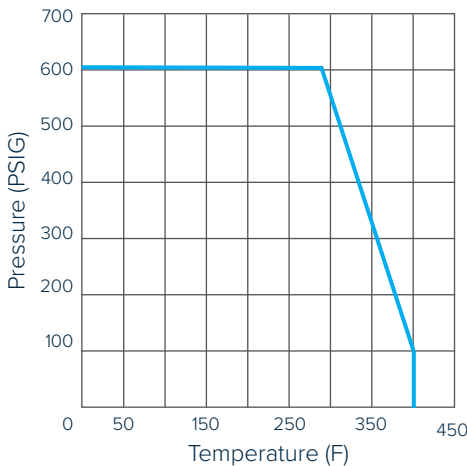
FNW	X411C	Size Code		
		3/8 = C	1 = G	2 = K
		1/2 = D	1-1/4 = H	2-1/2 = L
		3/4 = F	1-1/2 = J	3 = M

KIT CODES (ORDER SEPARATELY)

FNW	410A	Kit Type	Size Code
		Replacement Handle = BRYLWH	1/4 - 1/2 = BD
		Locking Lever = LHK	3/4 - 1 = FG
		Stem Extension = SE	1-1/4 - 1-1/2 = HJ
		Tee Handle* = THK	*2 - 4 = KP
		Oval Handle* = OHK	
		Memory Stop = MSK	

***Note:** Due to the higher torque requirements of larger valves, use of Tee and Oval handles on valves larger than 1-1/2" can be difficult to operate.

PRESSURE/TEMPERATURE



Warning: Cancer and reproductive harm. www.p65warnings.ca.gov

FNW.COM

©2020 Ferguson Enterprises, LLC 1020 2191975

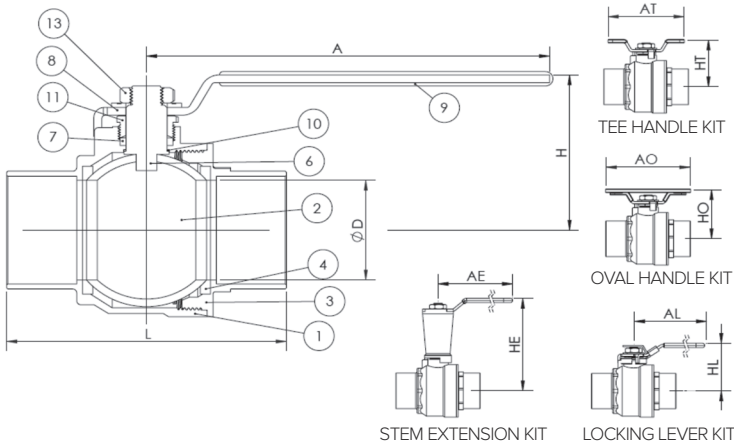
We reserve the right to modify or improve the designs or specifications of our products at any time without notice.

FIGURE X411C BRASS BODY BALL VALVES

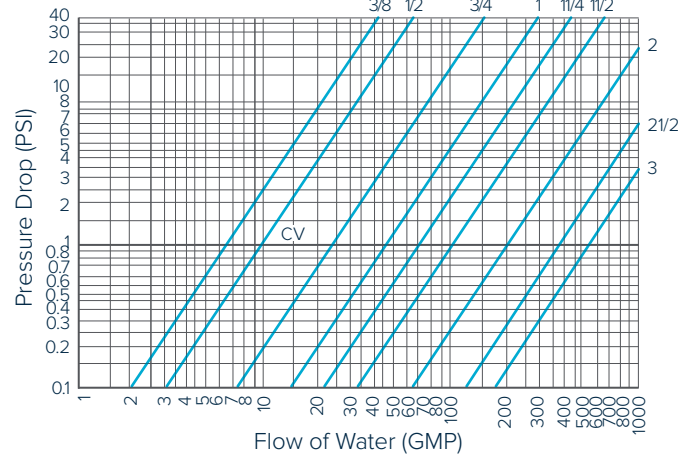


LOW LEAD COMPLIANT 2 PC FULL PORT 600 WOG

PARTS BREAKDOWN



PRESSURE DROP/FLOW OF WATER



PART MATERIALS & QUANTITY

Ref #	Description	Material	Qty	Notes
1	Body	C46400 Lead Free Brass Modified C46400 LF Brass	1	3/8 - 1-1/2 2 - 3
2	Ball	C46400 Lead Free Brass (Chrome Plated)	1	3/8 - 3/4 (Solid) 1 - 3 (Shell)
3	End Cap	C46400 Lead Free Brass	1	
4	Seat	PTFE	2	
6	Stem	ASTM B16-C36000	1	
7	Stem Packing	PTFE	1	
8	Handle	ASTM A283-D Steel	1	Zinc Plated
9	Handle Sleeve	Vinyl	1	
10	Thrust Washer	PTFE	1	2 - 3 Only
11	Packing Gland	ASTM B16-C36000	1	
13	Handle Nut	AISI-1010 Steel	1	Zinc Plated

DIMENSIONS (INCHES) & WEIGHT

Size	ØD	A	L	H	Wt. (Lbs)	AL	HL	AO	HO	AT	HT	AE	HE
3/8	0.39	3.15	1.61	1.46	0.26	3.27	1.69	2.87	1.46	2.60	1.38	2.95	4.29
1/2	0.50	3.15	1.93	1.50	0.31	3.27	1.73	2.87	1.50	2.60	1.42	2.95	4.37
3/4	0.75	4.33	2.72	1.85	0.64	4.41	2.13	3.66	1.89	3.31	1.77	3.94	4.72
1	0.98	4.33	3.31	2.05	0.90	4.41	2.32	3.66	2.05	3.31	1.97	3.94	4.92
1-1/4	1.26	5.12	3.78	2.36	1.40	5.24	2.68	4.45	2.40	3.94	2.28	4.92	5.31
1-1/2	1.50	5.12	4.29	2.56	1.92	5.24	2.87	4.45	2.56	3.94	2.48	4.92	5.51
2	1.97	7.87	5.35	3.11	3.74	7.99	3.58	5.47	3.27	4.72	3.11	7.87	6.10
2-1/2	2.48	7.87	6.18	3.50	5.92	7.99	3.98	5.47	3.62	4.72	3.50	7.87	6.50
3	2.95	7.87	7.09	3.86	8.96	7.99	4.33	5.47	3.98	4.72	3.86	7.87	6.81