

## FEATURES & SPECIFICATIONS

**INTENDED USE** — LBL LED wraparound provides a digital lighting platform to deliver general ambient lighting for surface-mount applications. The LED system delivers long life and excellent color to ensure a quality, low-maintenance lighting installation. Ideal for closets, storage rooms, hallways, stairwells and offices.

**CONSTRUCTION** — Metal parts are die formed from code-gauge steel. Prismatic diffuser is 100% acrylic with sonically welded luminous ends. Continuous side flanges on fixture body provide light trap and continuous diffuser support to prevent accidental opening and simplify maintenance.

Finish: Five-stage iron phosphate pretreatment assures superior paint adhesion and rust resistance.

Painted parts finished with high-gloss, high-reflectivity baked white polyester enamel (low VOC).

**OPTICS** — Curved prismatic diffuser with linear side prisms and highly transmissive overlay minimizes lamp image and provides high-angle brightness control. Luminous end plates soften appearance for improved aesthetics.

**ELECTRICAL** — Long-life LEDs, coupled with high-efficiency drivers, provide superior quantity and quality of illumination for extended service life. 90% LED lumen maintenance at 50,000 hours (L90/50,000). The LEDs have a CRI of 82.

eldoLED driver options deliver choice of dimming range and choices for control, while assuring flicker-free, low-current inrush, 89% efficiency and low EMI.

Step-level dimming option allows system to be switched to 50% power for compliance with common energy codes while maintaining fixture appearance.

**CONTROLS** — Pair the LBL with the fixture mount Sensor Switch LSXR sensor for additional energy savings when the space is unoccupied. The LSXRHL sensor dims the fixture down to a low-level setting when there is no occupancy. This option is ideal for stairwells, back rooms, and closets due to the low occupancy level in those spaces.

Optional nLight® embedded controls continuously monitor system performance, allow for constant lumen management / compensation function, facilitate simple “plug-and-play” network and controls upgrading via Cat-5 cable. Ballast disconnect provided where required to comply with US and Canadian codes.

**LISTINGS** — CSA certified to meet U.S. and Canadian standards. Damp listed.

DesignLights Consortium® (DLC) Premium qualified product. Not all versions of this product may be DLC Premium qualified. Please check the DLC Qualified Products List at [www.designlights.org/QPL](http://www.designlights.org/QPL) to confirm which versions are qualified.

**WARRANTY** — 5-year limited warranty. Complete warranty terms located at

[www.acuitybrands.com/CustomerResources/Terms\\_and\\_conditions](http://www.acuitybrands.com/CustomerResources/Terms_and_conditions)

**Note:** Actual performance may differ as a result of end-user environment and application.

All values are design or typical values, measured under laboratory conditions at 25 °C.

Specifications subject to change without notice.

Catalog Number
Notes
Type

### Low-Profile Curved-Basket LED Wraparound

# LBL4



4' LENGTH, NARROW HOUSING  
LED



eldoLED®



Stock version through Contractor Select Offering
LBL4 LP835
LBL4 LP840

### CSA+ Capable Luminaire

This item is an A+ capable luminaire, which has been designed and tested to provide consistent color appearance and out-of-the-box control compatibility with simple commissioning.

- All configurations of this luminaire meet the Acuity Brands' specification for chromatic consistency
- This luminaire is part of an A+ Certified solution for nLight® control networks when ordered with drivers marked by a **shaded background**\*
- This luminaire is part of an A+ Certified solution for nLight control networks, providing advanced control functionality at the luminaire level, when selection includes driver and control options marked by a **shaded background**\*

To learn more about A+, visit [www.acuitybrands.com/aplus](http://www.acuitybrands.com/aplus).

\*See ordering tree for details

# LBL4 LED Wraparound



A+ Capable options indicated by this color background.

## ORDERING INFORMATION

Lead times will vary depending on options selected. Consult with your sales representative.

**Example:** LBL4 4000LM 80CRI 35K MIN1 NLIGHT MVOLT LSXRHL PIR

LBL4		Lumens <sup>1</sup>		CRI		Color temperature		Minimum Dimming Level		Control		Voltage	
LBL4	4' LED wrap	3000LM	3000 lumens	80CRI	80 CRI	30K	3000 K	MIN1	Dims to 1% <sup>2</sup>	ZT	0-10V Dimming	MVOLT	120-277V
		4000LM	4000 lumens			35K	3500 K	NODIM	On/off, non-dimming <sup>3</sup>	NLIGHT	nLight enabled		
		4800LM	4800 lumens			40K	4000 K	SLD	Step-level dimming <sup>3</sup>				
		6000LM	6000 lumens			50K	5000 K						
		7200LM	7200 lumens										

Emergency Options		Lumen Management		Occupancy Control		Occupancy Sensor Technology		Options	
EL7L	LED Emergency battery pack (nominal 700 lumens) <sup>5</sup>	(blank)	None	LSXRHL	Sensor Switch <sup>®</sup> fixture mount sensor with High/Low occupancy operation <sup>7,8</sup>	PIR	Passive Infrared	USPOM	US Point of Manufacture
EL14L	LED Emergency battery pack (nominal 1400 lumens) <sup>5</sup>	CL80	Constant lumen output, 80%	LSXR10	Sensor Switch <sup>®</sup> fixture mount sensor with on/off occupancy operation <sup>7</sup>				
EMG	for use with nLight on generator supply EM power <sup>6</sup>								

### Notes

- 1 Approximate lumen output.
- 2 Requires ZT or NLIGHT
- 3 Not available with Control or Sensor Options.
- 4 Not available with SLD option.
- 5 Not available with 7200LM option.
- 6 nLight EMG option requires a connection to existing nLight network. Power is provided from a separate N80 or N100 enabled fixture. Requires NLIGHT.
- 7 Requires MIN1 and PIR options.
- 8 Dims to approximately 10% light output when unoccupied.

Performance Data			
Lumen Package	Lumens	Input Watts	LPW
3000LM 80CRI 30K	3167	25.6	124
3000LM 80CRI 35K	3237	25.6	127
3000LM 80CRI 40K	3288	25.6	129
3000LM 80CRI 50K	3409	25.6	133
4000LM 80CRI 30K	4097	32.4	126
4000LM 80CRI 35K	4188	32.4	129
4000LM 80CRI 40K	4253	32.4	131
4000LM 80CRI 50K	4410	32.4	136
4800LM 80CRI 30K	4695	40.5	116
4800LM 80CRI 35K	4799	40.5	119
4800LM 80CRI 40K	4874	40.5	120
4800LM 80CRI 50K	5053	40.5	125
6000LM 80CRI 30K	5968	49.7	120
6000LM 80CRI 35K	6101	49.7	123
6000LM 80CRI 40K	6196	49.7	125
6000LM 80CRI 50K	6424	49.7	129
7200LM 80CRI 30K	7066	62.0	114
7200LM 80CRI 35K	7224	62.0	117
7200LM 80CRI 40K	7336	62.0	118
7200LM 80CRI 50K	7606	62.0	123



### Sensor Switch LSXRHL Sensor

**Lens type:** 10 - Low Mount 360° coverage  
**Dimming:** HL - High/Low Occupancy operation  
**Min Dim Level:** 3V - approximately 10% light output when unoccupied  
**Time Delay:** 5M - 5 minutes

### MOUNTING DATA

Suspension Kit Ceiling Types: F1 for use with most T-bar and screw slot grid ceiling applications. Designed for on-grid and off-grid installations.

F2 for use with recessed or surface-mount horizontal J-box applications.

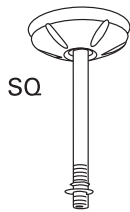
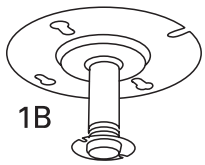
For unit or row installation; surface or suspend mounting.

Individual installation — One double-stem or two single-stem hangers required.

For aircraft cable, one STACG\_, STACGF\_, or STACGE\_ required for each suspension point.

Note: 2' configurations with emergency option cannot be stem mounted.

See ACCESSORIES below for hanging devices.



### DIMENSIONS

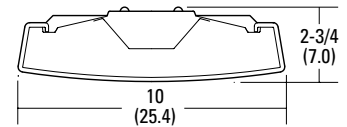
All dimensions are inches (centimeters) unless otherwise noted.

#### Specifications

Length: 48 (122.0)

Width: 10 (25.4)

Depth: 2-3/4 (7.0)



All dimensions are inches (centimeters) unless otherwise indicated.