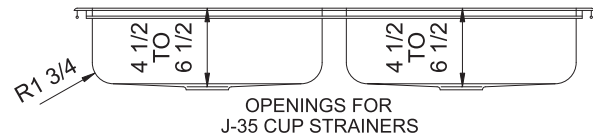
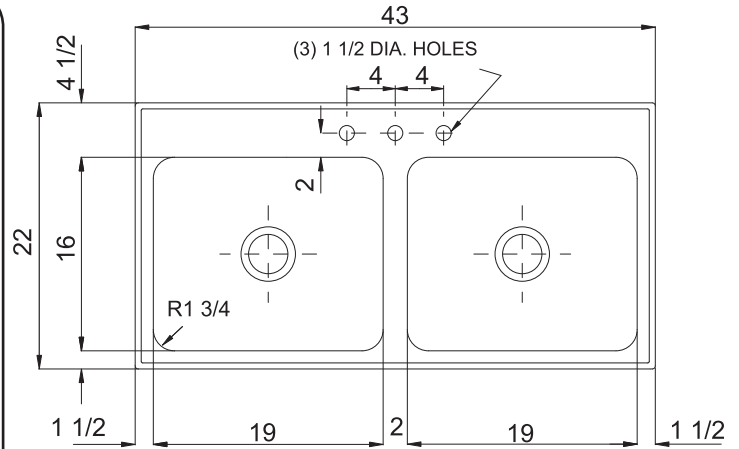
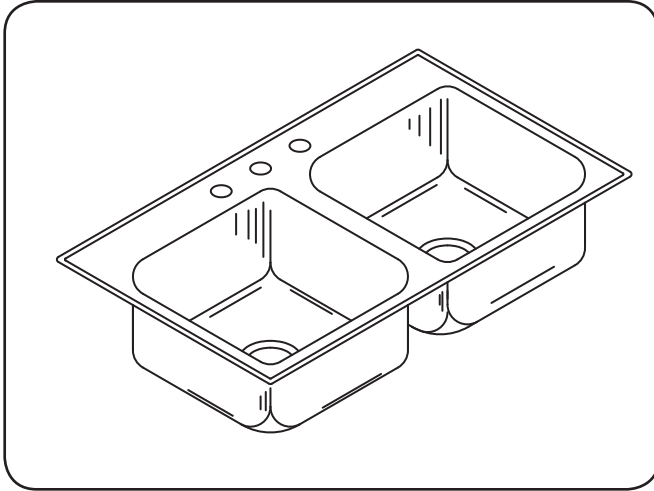




DL-ADA-2243-A-GR

STYLIST GROUP LEDGE TYPE - DOUBLE BOWL 18 GAUGE

SUBMITTAL DATA



SPECIFICATION

Seamless die-drawn construction of Type 304, 18-8 stainless steel. Interior and top surfaces polished to a non-porous Hand-Blended Just Finish with highlighted bowl rim. Fully coated underside insulated for sound and reduces condensation. Straight-sided compartment with radius corners provides greater capacity. Self-rimming top mount Grip-Rim Plus with stainless steel mounting channels. Conforms to ASME/ANSI A112.19.3M. Certified conformance with ASME A112.19.3/CSA B45.4, Canadian Standards (CSA), Uniform Plumbing Code (UPC) and International Plumbing Code (IPC) and Americans with Disabilities Act(ADA). Drain punch 3-1/2" centered for Just J-35 drain.

16.58
Gallon
Capacity*

Capacity Matters

Max ID sizing with straight sided bowl configuration (non tapered sides). Tight corner radius design.

*Capacity is based on 6-1/2" Depths

CUTOUT DIMENSIONS

Model Number	Front-to-Back	Left-to-Right
DL-ADA-2243-A-GR	21-1/4	42-1/4

APPROVED FOR MANUFACTURING

MODEL NO.: **DL-ADA-2243-A-GR** QTY: _____
JOB NAME: _____
TAG/ITEM: _____
CUSTOMER: _____
SIGNATURE: _____

FAUCET PUNCHING - MUST BE SPECIFIED

<input type="checkbox"/> (1) Hole Centered	
<input type="checkbox"/> (2) Holes on 4" centers	
<input type="checkbox"/> (3) Holes on 4" centers (illustrated)	
<input type="checkbox"/> Alternate Punching: Faucet Model: _____	Punching Required: _____

DEPTH - MUST BE SPECIFIED:

<input type="checkbox"/> 4 1/2" DEEP	<input type="checkbox"/> 5" DEEP	<input type="checkbox"/> 5-1/2" DEEP	<input type="checkbox"/> 6" DEEP	<input type="checkbox"/> 6-1/2" DEEP	
--------------------------------------	----------------------------------	--------------------------------------	----------------------------------	--------------------------------------	--

DRAIN LOCATION - MUST BE SPECIFIED:

<input type="checkbox"/> CENTER	<input type="checkbox"/> CENTER REAR	<input type="checkbox"/> LEFT REAR	<input type="checkbox"/> RIGHT REAR	
---------------------------------	--------------------------------------	------------------------------------	-------------------------------------	--



JUST MFG. COMPANY CONTINUES TO MAKE QUALITY AND FUNCTIONALITY A MARK OF THE JUST PRODUCT LINE. TO DO SO REQUIRES THAT WE RESERVE THE RIGHT TO CHANGE PRODUCT INFORMATION WITHOUT NOTICE. DIMENSIONS MAY VARY AND ARE SUBJECT TO CHANGE WITHOUT NOTICE. NO RESPONSIBILITY IS ASSUMED FOR USE OF SUPERSEDED OR VOIDED DATA. FOR THE MOST CURRENT AND ACCURATE INFORMATION REGARDING THE COMPLETE LINE OF JUST SINKS, FAUCETS AND DRAINS, CLICK ON THE **SPEC LINE DRAWINGS** LINK ON OUR WEB SITE AT www.justmfg.com

JUST MANUFACTURING COMPANY

9233 KING STREET . FRANKLIN PARK . ILLINOIS . 60131-2111

PH: 847-678-5150 . FAX: 847-678-6817 . E-MAIL: custserv@justmfg.com . www.justmfg.com