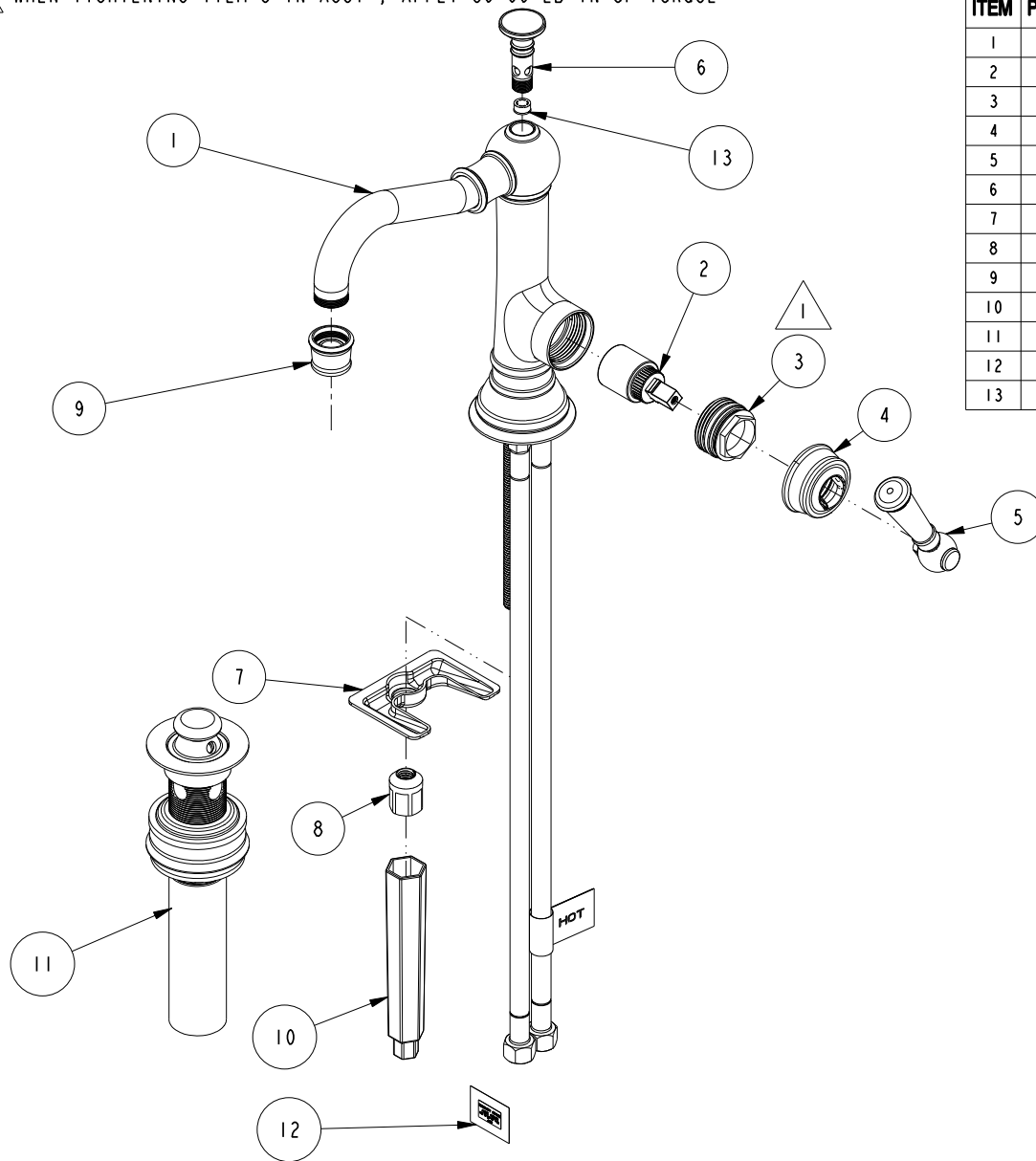


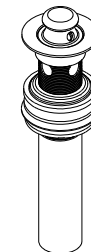



WHEN TIGHTENING ITEM 3 IN ASSY , APPLY 50-60 LB-IN OF TORQUE



### BILL OF MATERIAL (CURRENT LEVEL)

ITEM	PT/ASSY	DESCRIPTION	TYPE	QTY.
1	2-821	SPOUT BODY ASM	ASSEMBLY	1
2	1-242	CARTRIDGE 25 MM KCG K025a	PART	1
3	1-274	CARTRIDGE RETAINER ASM	ASSEMBLY	1
4	2-831	CARTRIDGE BONNET ASM	ASSEMBLY	1
5	2-832	LEVER ASM	ASSEMBLY	1
6	2-833	FINIAL ASM	ASSEMBLY	1
7	11280	MOUNTING BRACKET	PART	1
8	11285	MOUNTING NUT	PART	1
9	2-658	AERATOR SHELL ASM	ASSEMBLY	1
10	92297	INSTALLATION TOOL, WRENCH	PART	1
11	320	DRAIN - LIFT & TURN	ASSEMBLY	1
12	98109	NEWPORT BRASS LABEL	PART	1
13	11516	FLOW REGULATOR, 1.5 GPM, GREEN	PART	1



SCALE .180

COPYRIGHT 2005 BRASSTECH, INC. THESE DRAWINGS AND THE DESIGNS DEPICTED HEREIN ARE THE PROPRIETARY PROPERTY OF BRASSTECH. ANY USE OR REPRODUCTION IS SUBJECT TO THE EXPRESS APPROVAL OF BRASSTECH. UNAUTHORIZED USE IS STRICTLY PROHIBITED. ALL RIGHTS RESERVED.

**BRASSTECH**  
INCORPORATED  
2001 E. CARNEGIE AVE.  
SANTA ANA, CA 92705  
(949) 417-5207

SINGLE HOLE LAV FAUCET

ASSY. NO.  
**2473**

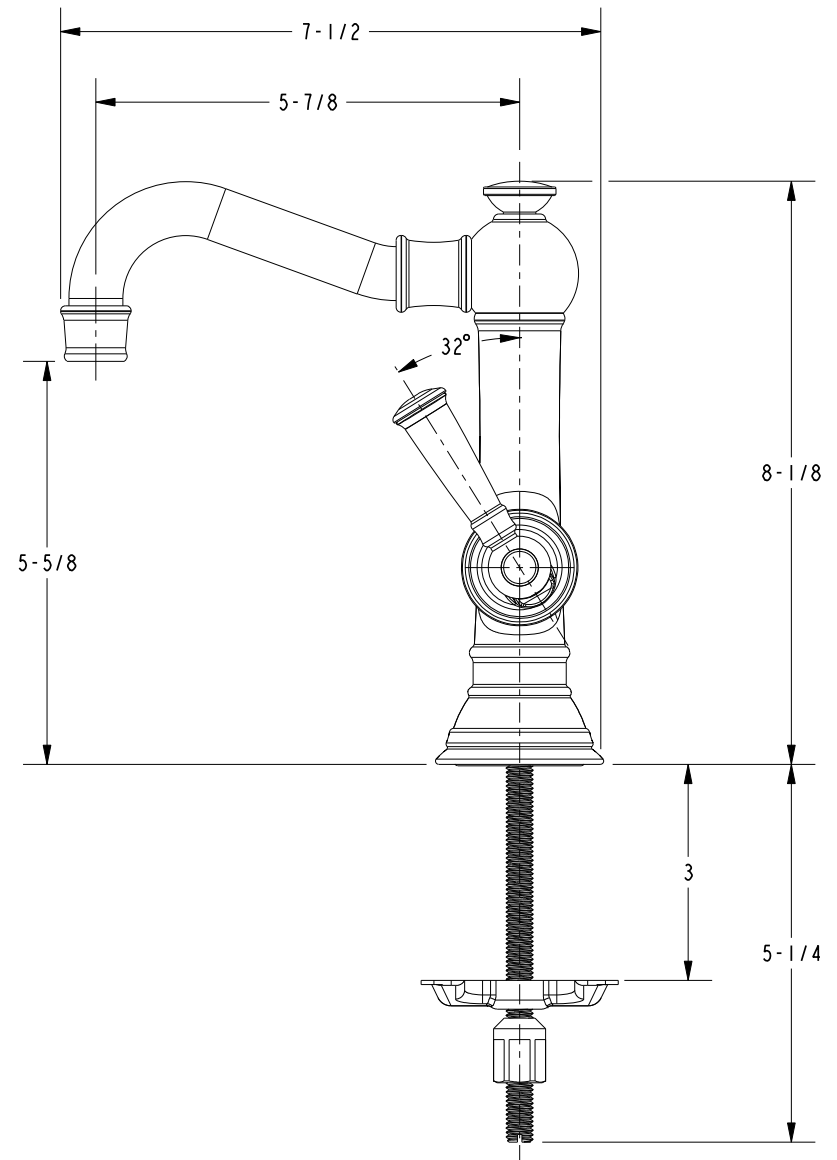
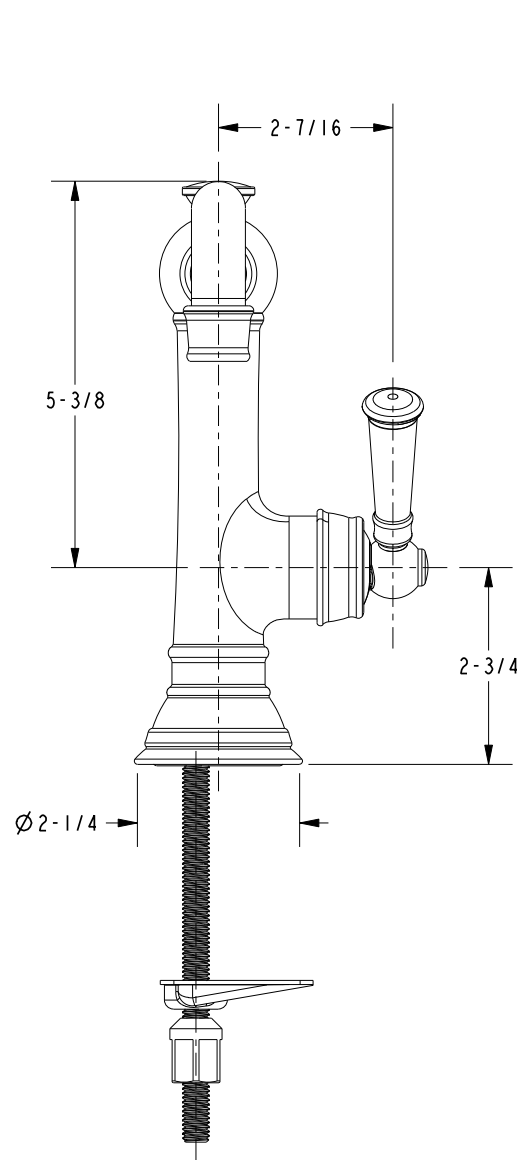
SCALE .250

REF. -

SHEET 1 OF 2

A	EN-2648	11/21/13
-	EN-1883	04/11/12
REV	REV DESC	DATE

# SPECIFICATION DWG



DIMENSIONS ARE IN INCHES AND AN APPROXIMATION OF A TYPICAL INSTALLATION

COPYRIGHT 2005 BRASSTECH, INC. THESE DRAWINGS AND THE DESIGNS DEPICTED HEREIN ARE THE PROPRIETARY PROPERTY OF BRASSTECH. ANY USE OR REPRODUCTION IS SUBJECT TO THE EXPRESS APPROVAL OF BRASSTECH. UNAUTHORIZED USE IS STRICTLY PROHIBITED. ALL RIGHTS RESERVED.

<b>BRASSTECH</b> INCORPORATED		2001 CARNEGIE AVE. SANTA ANA, CA 92705 (949) 417-5207
DWG NO.	2473	REV A
SCALE .375	REF. -	SHEET 2 OF 2