

4

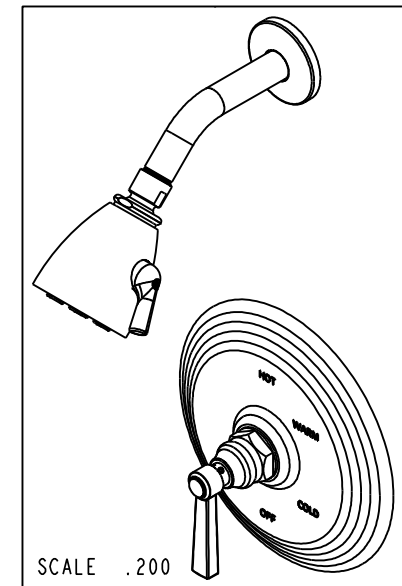
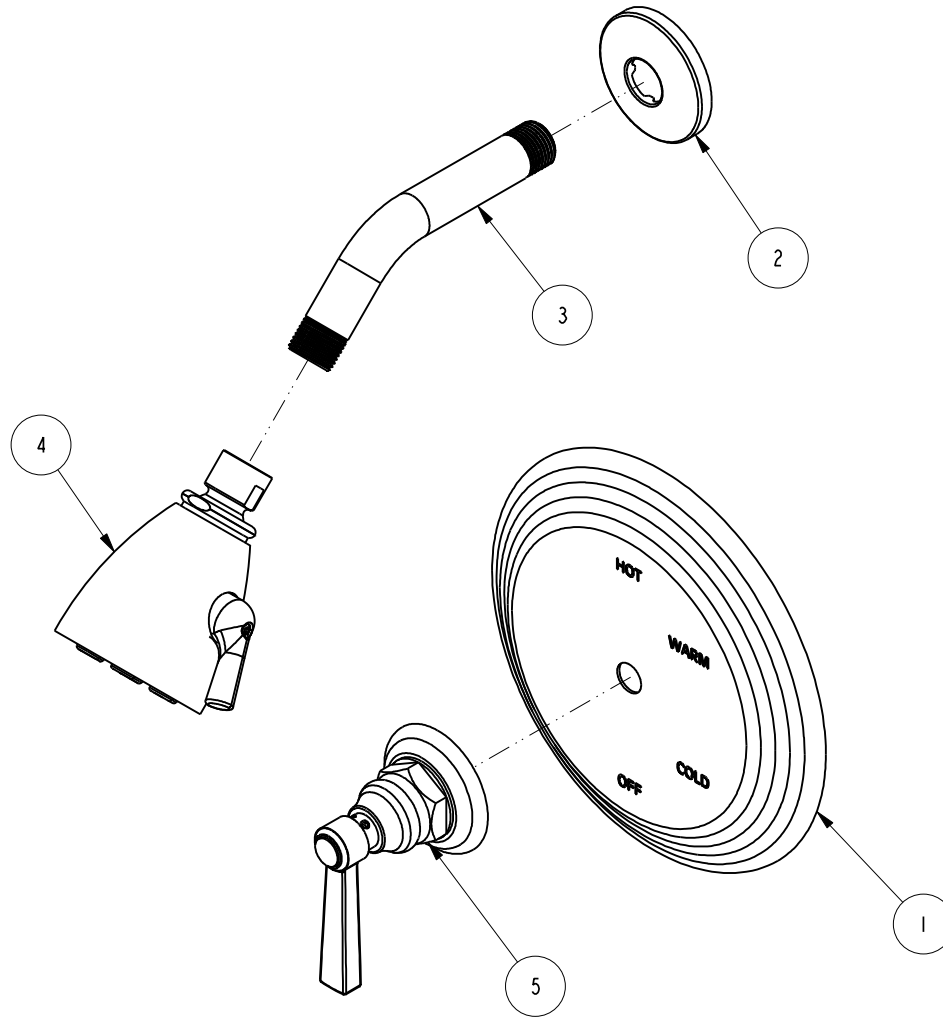
3

2

1

BILL OF MATERIAL (CURRENT LEVEL)

ITEM	PT/ASSY	DESCRIPTION	TYPE	QTY.
1	2-225	BP COVER PLATE FOR SHOWER	ASSEMBLY	1
2	206	SHOWER ARM FLANGE	PART	1
3	200	SHOWER ARM 6" BRASS	PART	1
4	212	SHOWER HEAD	ASSEMBLY	1
5	3-343	HANDLE ASM	ASSEMBLY	1



COPYRIGHT 2005 BRASSTECH, INC. THESE DRAWINGS AND THE DESIGNS DEPICTED HEREIN ARE THE PROPRIETARY PROPERTY OF BRASSTECH. ANY USE OR REPRODUCTION IS SUBJECT TO THE EXPRESS APPROVAL OF BRASSTECH. UNAUTHORIZED USE IS STRICTLY PROHIBITED. ALL RIGHTS RESERVED.

BRASSTECH
INCORPORATED
2001 E. CARNEGIE AVE.
SANTA ANA, CA 92705
(949) 417-5207

BP SHOWER TRIM SET

ASSY. NO.
3-914BP

SCALE .313

REF. -

SHEET 1 OF 3

REV

REV DESC

DATE

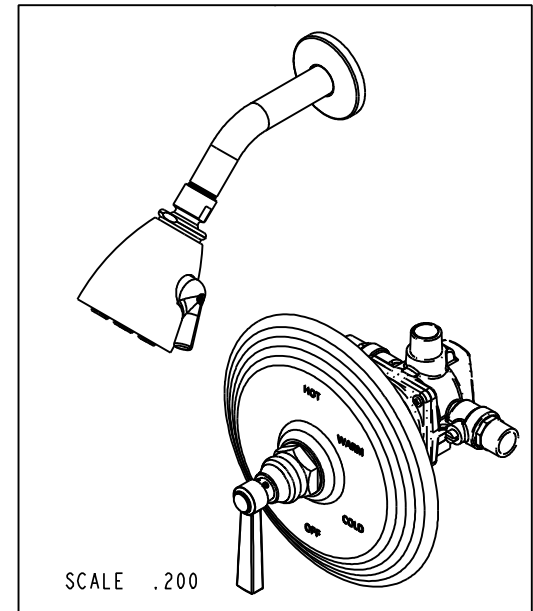
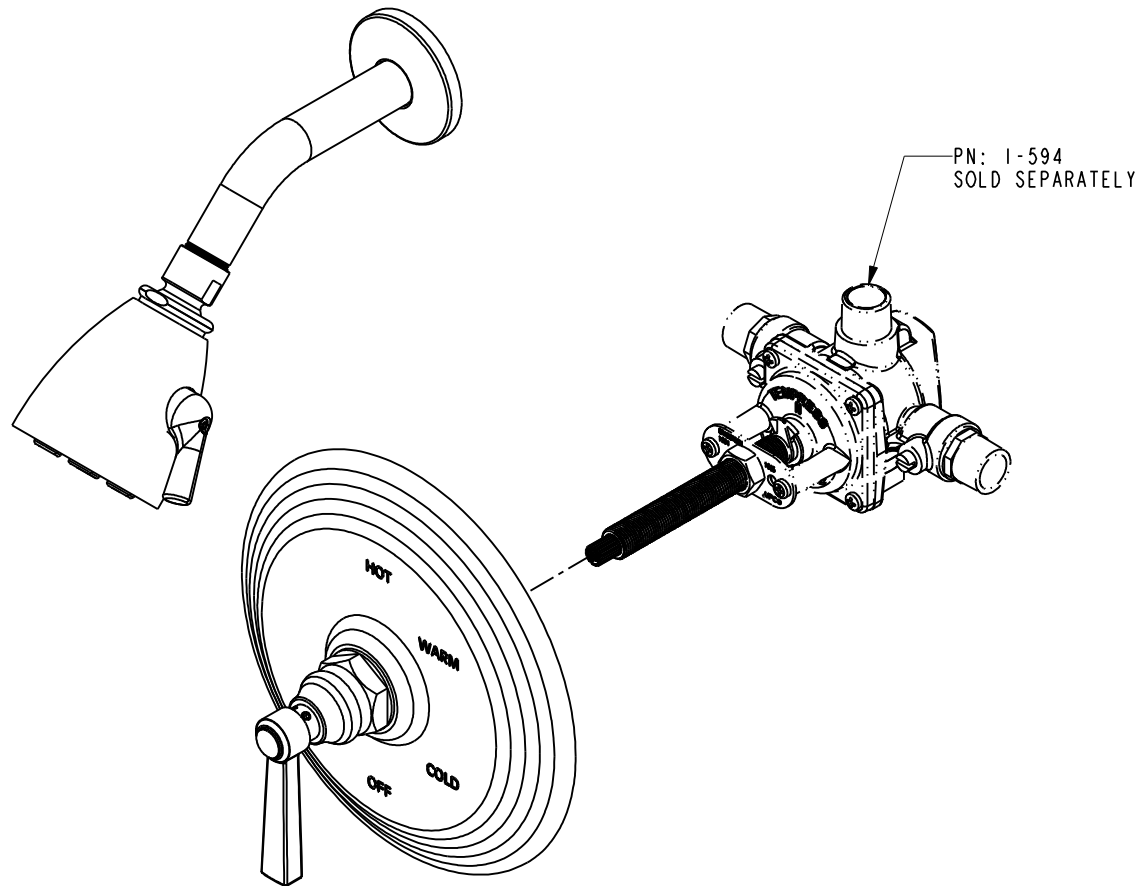
4

3

2

1

SPECIFICATION DWG



DIMENSIONS ARE IN INCHES AND AN APPROXIMATION OF A TYPICAL INSTALLATION

COPYRIGHT 2005 BRASSTECH, INC. THESE DRAWINGS AND THE DESIGNS DEPICTED HEREIN ARE THE PROPRIETARY PROPERTY OF BRASSTECH. ANY USE OR REPRODUCTION IS SUBJECT TO THE EXPRESS APPROVAL OF BRASSTECH. UNAUTHORIZED USE IS STRICTLY PROHIBITED. ALL RIGHTS RESERVED.

BRASSTECH INCORPORATED		2001 CARNEGIE AVE. SANTA ANA, CA 92705 (949) 417-5207
DWG NO.	3-914BP	REV -
SCALE .313	REF. -	SHEET 2 OF 3

4 3 2 1

NOTES:

1. CUT STEM TO DIMENSION SHOWN.

2. CUT ALL-THREAD 3/4" SHORTER THAN STEM.

SPECIFICATION DWG

5-15/16

7-5/8

1-1/4

3 X 1/2 NPT

6-7/16 MAX

5-1/16 MIN

3-7/16 MAX

2-1/16 MIN

3-5/8

1-9/16

3-1/8

3/4

FINISHED WALL

1/2 NPT

8-15/16

8

Ø 2-3/8

3

AMOUNT OF STEM REQ. FROM FINISHED WALL

3/4

Ø 7-3/4

3-3/8

Ø 2-13/16

0

1

2

3

4

A

B

C

D

DIMENSIONS ARE IN INCHES AND AN APPROXIMATION OF A TYPICAL INSTALLATION

COPYRIGHT 2005 BRASSTECH, INC. THESE DRAWINGS AND THE DESIGNS DEPICTED HEREIN ARE THE PROPRIETARY PROPERTY OF BRASSTECH, ANY USE OR REPRODUCTION IS SUBJECT TO THE EXPRESS APPROVAL OF BRASSTECH. UNAUTHORIZED USE IS STRICTLY PROHIBITED. ALL RIGHTS RESERVED.

BRASSTECH
INCORPORATED

2001 CARNEGIE AVE.
SANTA ANA, CA 92705
(949) 417-5207

DWG NO. 3-914BP

REF. -

SHEET 3 OF 3

SCALE .250

REV -

2001 CARNEGIE AVE.
SANTA ANA, CA 92705
(949) 417-5207

REV

SHEET 3 OF 3