



The new degree of comfort.®



Residential Gas
RTG Tankless Water Heaters

Rheem RTG is a series of ultra low NOx, Mid-Efficiency Tankless Gas Water Heaters designed for continuous hot water

Efficiency

- .81 - .82 UEF with all-copper heat exchanger

Easy Installation and Service

- 1/2" Gas line compatibility up to 24 ft.¹
- **Exclusive! Maintenance Notice Setting** – Alerts homeowner, after 500 hours of use, to call for service (optional)
- Connects to Metal Fab. Inc., 3"/5" concentric venting without an adapter
- High-altitude capability – up to 8,400 ft. elevation above sea level²
- Digital remote control shows temperature setting and service codes
- Requires 120V power supply

Performance

- **Industry Best! Low Flow Activation** – Minimum flow rate of .26 GPM and activation flow rate of .40 GPM ensures hot water in low demand situations
- **Exclusive! Hot Start Programming** – Minimizes cold water bursts by staying in ready-fire state for back-to-back hot water needs

Technology

- **EcoNet® Enabled** – all Tankless products from 2010 to present can connect to EcoNet mobile app via Tankless EcoNet Accessory Kit (REWRA630TWH)
- For higher demand applications, accessories available to link multiple units in a load-sharing system

Environmentally Friendly

- **Low Emissions** – Ultra low NOx burner meets SCAQMD rule 1146.2 requirements
- **Exclusive! Water Savings Setting** – upon activation, this setting can save up to 1,100 gallons water/year³ by reducing flow at the tap until set temperature is achieved (optional)

Safety

- **Exclusive! Guardian OFW™ overheat film wrap** – prevents dangerous temperatures and provides industry best side-to-side clearance of 1/2 inch
- **Industry Best! Freeze protection** to -30°F
- Maximum water temperature is 140°F. For higher temperature applications, upgrade kits are available

Warranty

- 12-Year heat exchanger – residential, 5-year heat exchanger – commercial, 5-year parts and 1-year labor

See Warranty Certificate for complete information



RTG-DVL Indoor DV
RTG-XL Outdoor
11,000-199,900 BTU/h
Natural and LP Gas



LEED Points = 2



RTG-95DVELN-1
Indoor DV with EcoNet®
11,000-199,900 BTU/h Only
(Outdoor model also available)

Rheem Tankless with EcoNet® WiFi Included

Same specifications as standard models, with added Wi-Fi capability.

Smart Home Features

- Water leak detection alert and system shut off (indoor models only) – may qualify for insurance discounts
- Mobile alerts for notifications/maintenance reminders
- Mobile gas and water usage reports
- Integration with smart home systems

Product Includes

- Factory-installed translator
- Leak detection cable (for indoor models)
- Wi-Fi Module, connection cable and power cord

App available free in App Store and Google Play for Android



Rheem Mid-Efficiency Tankless Water Heater with Built-In Recirculation

Same specifications as standard Mid-Efficiency models with added water savings and faster hot water.

RTG-RC95DVLN-1
Indoor DV Only
11,000-199,900 BTU/h
Natural and LP Gas

Recirculation
saves up to
**12,000
GALLONS**
water/year⁴

Built-In Recirculation

- 199,900 BTU/h Indoor model Only (For other variants consider on-demand recirculation pump kit)
- Extended cabinet houses pre-plumbed recirculation pump for easy install and clean look
- Recirculation provides faster hot water at the tap saving homeowner time
- **Max. Pipe Lengths:**
3/4" copper pipe – 400 ft. total
1/2" copper pipe – 100 ft. total

Recirculation Pump

- 008-CT Taco Genie On Demand Pump
- Wired push button (included)
- Separate power cord (2 total for unit)

Accessories

- **Service Valves** – To isolate unit for easy flushing and maintenance (included)
- **Crossover Valve** – Uses cold water line for recirculation reducing install time (included)
- **Remote Transmitter & Motion Sensor Activation Accessories** for On-Demand Recirculation for pump (optional)



INTEGRATED HOME COMFORT



The new degree of comfort.®



Residential Gas
RTG Tankless Water Heaters

Specifications

DESCRIPTION				FEATURES					ROUGHING IN DIMENSIONS (SHOWN IN INCHES)							ENERGY INFO.
MODEL NUMBER	GAS INPUT BTU/H	TYPE	NUMBER OF BATHROOMS*	TEMP. RANGE	MIN. FLOW/ACTIVATION GPM	GPM @ 67° RISE MAX.	GPM @ 45° RISE MAX.	MAX. GPM	CONNECTION WATER	GAS	HEIGHT	WIDTH	DEPTH	VENT DIAM.	SHIP WEIGHT (LBS.)	UNIFORM ENERGY FACTOR (UEF)
Rheem RTG-95 Mid-Efficiency Series																
RTG-RC95DVLN-1 (Recirculation Pump Included)	11,000-199,900	Indoor DV w/ Recirc Pump	3-4	85° to 140° F	0.26/0.40	5.0	7.4	9.5	3/4	3/4	36-3/4	13-7/8	9-7/8	3 by 5 CONCENTRIC	80	0.82
RTG-95DVLN-1	11,000-199,900	Indoor Direct Vent	3-4	85° to 140° F	0.26/0.40	5.0	7.4	9.5	3/4	3/4	25-5/8	13-7/8	9-7/8	3 by 5 CONCENTRIC	54	0.82
RTG-95DVELN-1 (EcoNet® Included)	11,000-199,900	Indoor Direct Vent	3-4	85° to 140° F	0.26/0.40	5.0	7.4	9.5	3/4	3/4	25-5/8	13-7/8	9-7/8	3 by 5 CONCENTRIC	54	0.82
RTG-95XLN-1	11,000-199,900	Outdoor	3-4	85° to 140° F	0.26/0.40	4.9	7.4	9.5	3/4	3/4	23-5/8	13-7/8	8-7/8	N/A	54	0.81
RTG-95XELN-1 (EcoNet® Included)	11,000-199,900	Outdoor	3-4	85° to 140° F	0.26/0.40	4.9	7.4	9.5	3/4	3/4	23-5/8	13-7/8	8-7/8	N/A	54	0.81
Rheem RTG-84 Mid-Efficiency Series																
RTG-84DVLN-1	11,000-180,000	Indoor Direct Vent	3	85° to 140° F	0.26/0.40	4.5	6.7	8.4	3/4	3/4	25-5/8	13-7/8	9-7/8	3 by 5 CONCENTRIC	54	0.82
RTG-84XLN-1	11,000-180,000	Outdoor	3	85° to 140° F	0.26/0.40	4.5	6.7	8.4	3/4	3/4	23-5/8	13-7/8	8-7/8	N/A	54	0.81
Rheem RTG-70 Mid-Efficiency Series																
RTG-70DVLN-1	11,000-160,000	Indoor Direct Vent	2-3	85° to 140° F	0.26/0.40	4.1	6.0	7.0	3/4	3/4	25-5/8	13-7/8	9-7/8	3 by 5 CONCENTRIC	54	0.82
RTG-70XLN-1	11,000-160,000	Outdoor	2-3	85° to 140° F	0.26/0.40	4.1	6.0	7.0	3/4	3/4	23-5/8	13-7/8	8-7/8	N/A	54	0.81

*Based on simultaneous showers using 2.5 gallons per minute. Flow rates vary depending on temperature of cold water supply. Uniform Energy Factor and Energy Factor based on Department of Energy (D.O.E.) requirements. All models are available in Natural Gas and Propane (LP). For Propane replace the N with P when ordering. SCAQMD 1146.2 compliant.

Factory set maximum temperature is 120° F. See Use and Care Manual for setting.

Consult factory for information on sizing the application.

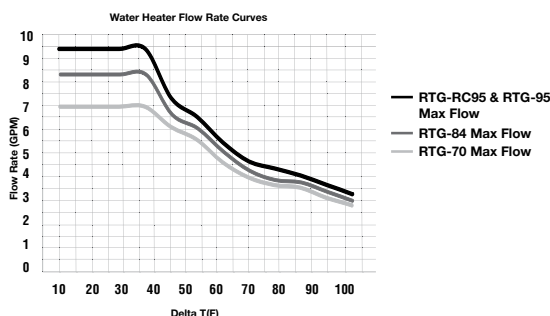
Add a "C" to the model number when ordering Canadian models. Outdoor models are only for seasonal use in Canada. Please contact Rheem Canada Ltd. for details.

Vent Termination Kits are required for Direct Vent models. Contact your distributor for details.

Proper gas pressure must be ensured to supply tankless gas water heaters – up to 199,900 BTU/h for RTG-95 models, up to 180,000 BTU/h for RTG-84 models and up to 160,000 BTU/h for RTG-70 models. (Consult your gas supplier)

Model Number	Temperature Rise (° F)									
	35°	45°	50°	60°	67°	70°	80°	90°	100°	
RTG-RC95 Water Flow (GPM)	9.5	7.4	6.6	5.5	5.0	4.7	4.1	3.7	3.3	
RTG-95 Water Flow (GPM)	9.5	7.4	6.6	5.5	5.0	4.7	4.1	3.7	3.3	
RTG-84 Water Flow (GPM)	8.4	6.7	6.1	5.1	4.5	4.3	3.8	3.4	3.0	
RTG-70 Water Flow (GPM)	7.0	6.0	5.4	4.5	4.1	3.9	3.4	3.0	2.7	

Above estimates are for sizing purposes only.



Maximum Vent Length (intake/outlet):

Number of 90° Elbows	Maximum Length of Straight Pipe
1	39.0 ft. (12.0 m)
2	37.5 ft. (11.5 m)
3	36 ft. (11 m)
4	34.5 ft. (10.5 m)
5	33.0 ft. (10.0 m)
6	31.5 ft. (9.5 m)

(Manufacturer approved venting required)

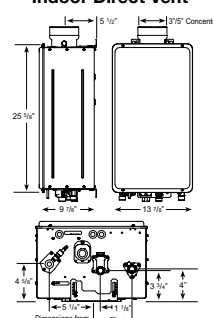
¹Based on Rheem testing of 1/2" gas line with gas supply of 7" w.c. up to 24"; installation conditions vary. Consult the Rheem® Use and Care Manual, the Rheem® Gas Piping Facts brochure (TK-GPF-12), the National Fuel Gas Code (NFPA 54, ANSI Z223.1), and any other local gas codes when installing a Rheem Tankless Water Heater.

²Contact customer service for exact altitude rating for each model.

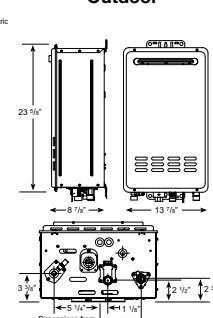
³Savings based on DOE test procedures.

⁴Savings per News Bulletin released by the United States Department of Energy / Oak Ridge National Laboratory, November 2002 on study on water and energy savings in residential homes using Hot Water Recirculating System.

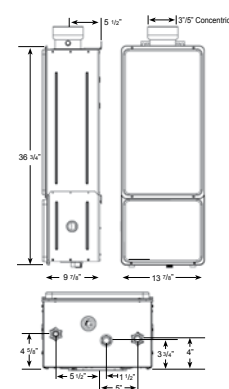
Indoor Direct Vent



Outdoor



Indoor Direct Vent Extended Cabinet



Parts and Accessories

Venting & terminations, recess boxes, pipe covers, extra remote controls, EZ-Link™ cable, manifolds and cables, service valve kits, service parts, flush kits, recirculation pump kits and AllClear™ water treatment system. Motion detector and remote control accessories available for built-in on-demand recirculation models. For more information on Tankless parts and accessories, see the Parts and Accessories Catalog or call 866-720-2076.

In keeping with its policy of continuous progress and product improvement, Rheem reserves the right to make changes without notice.

Rheem Water Heating • 1115 Northmeadow Parkway, Suite 100
Roswell, Georgia 30076 • www.rheem.com

Rheem Canada Ltd./Ltée • 125 Edgeware Road, Unit 1
Brampton, Ontario L6Y 0P5 • www.rheem.com



INTEGRATED HOME COMFORT