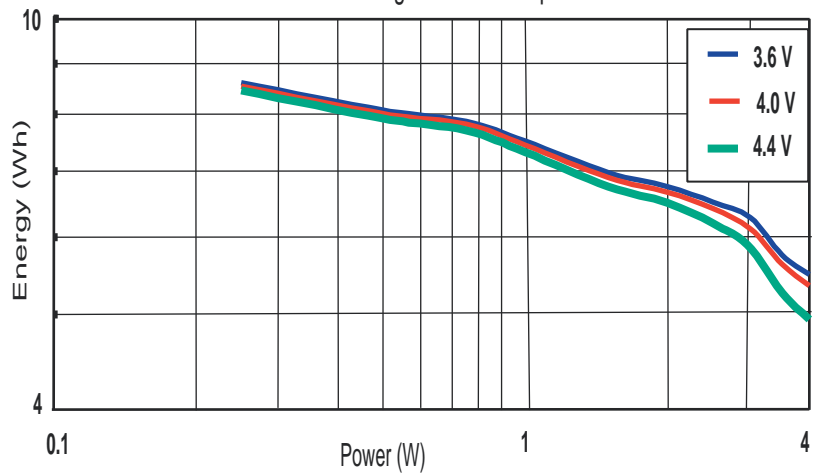
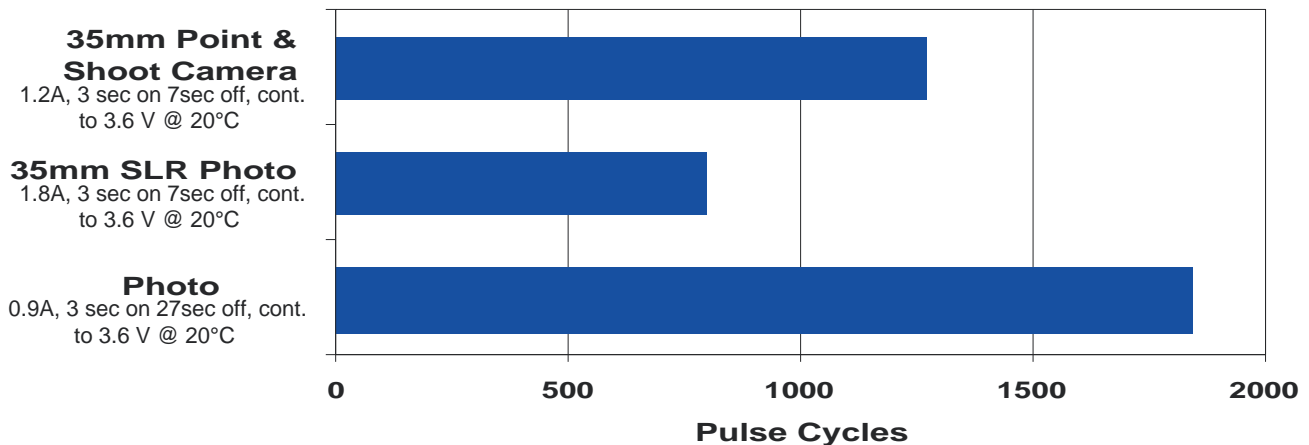


<b>Nominal Voltage:</b>	6 V
<b>Typical Voltage:</b>	6.4-6.6 V
<b>Nominal Internal Impedance:</b>	0.45 ohm @ 1kHz
<b>Average Weight:</b>	38.6 gm
<b>Typical Volume:</b>	24.1 cm <sup>3</sup>
<b>Terminals:</b>	Flat, Recessed Contacts Nickel Plated Steel
<b>Operating Temperature Range:</b>	-20°C to 75°C (-4°F to 167°F)
<b>ANSI:</b>	5032LC
<b>IEC:</b>	2CR5

Delivered Energy vs. Power Drain  
 @ Various Cutoff Voltage - Room Temperature

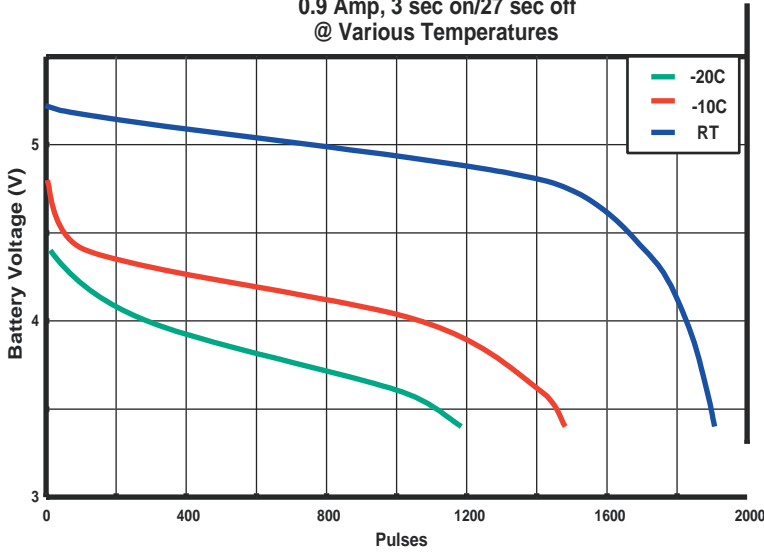


### Duracell Ultra 245 Typical Performance

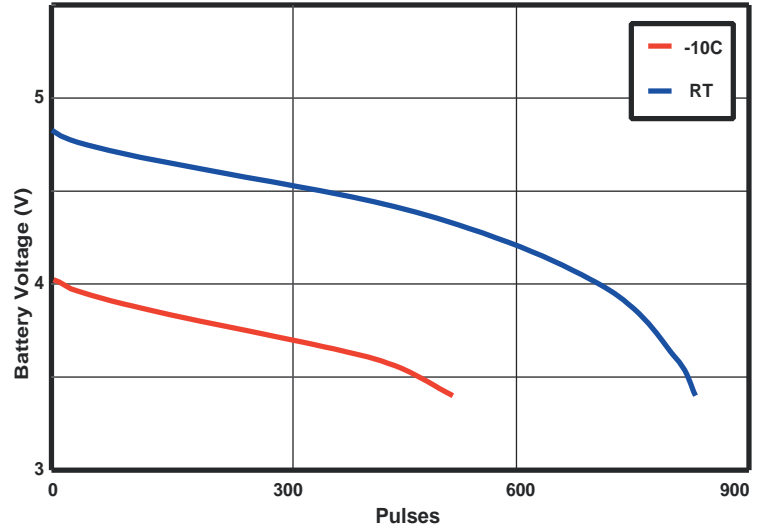


\* Delivered capacity is dependent on the applied load, operating temperature and cut-off voltage. Please refer to the charts and discharge data shown for examples of the energy / service life that the battery will provide for various load conditions.

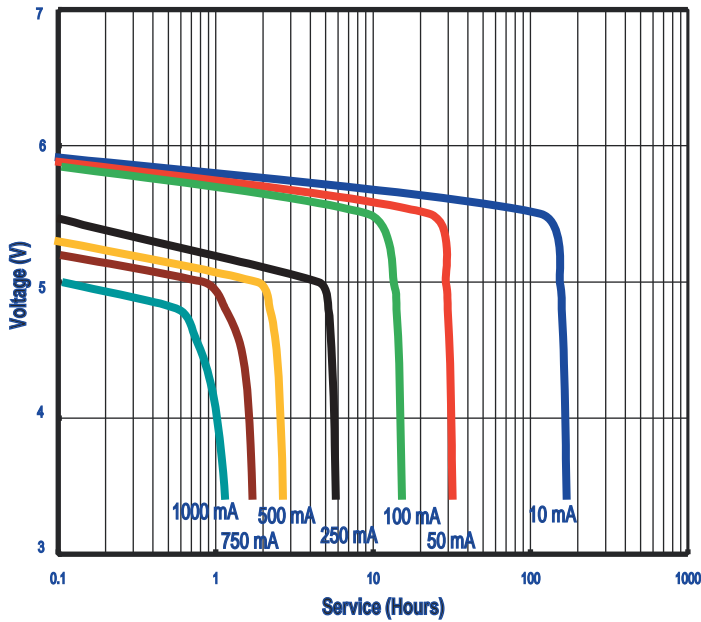
0.9 Amp, 3 sec on/27 sec off  
@ Various Temperatures



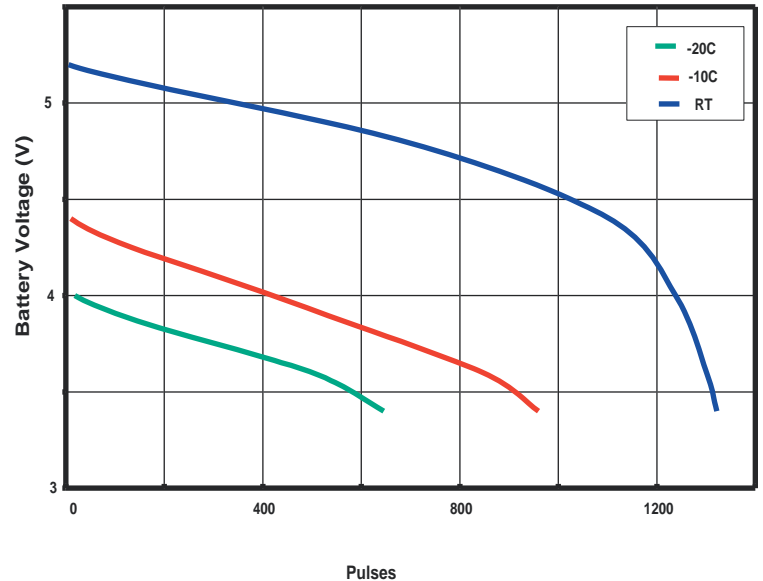
1.8 Amp 3 sec on/ 7 sec off  
@ Various Temperatures



Continuous Discharge  
RT to 3.4 Volts



1.2 Amp, 3 sec on/ 7 sec off  
@ Various Temperatures



# DURACELL<sup>®</sup>

BATTERIES

Berkshire Corporate Park  
Bethel, CT 06801 U.S.A.  
Telephone: Toll-free 1-800-544-5454  
Internet: [www.duracell.com](http://www.duracell.com)

\* Delivered capacity is dependent on the applied load, operating temperature and cut-off voltage. Please refer to the charts and discharge data shown for examples of the energy / service life that the battery will provide for various load conditions.