

# GE Monogram® 36" Free-Standing French-Door Bottom-Freezer Refrigerator ZWE23ESHSS



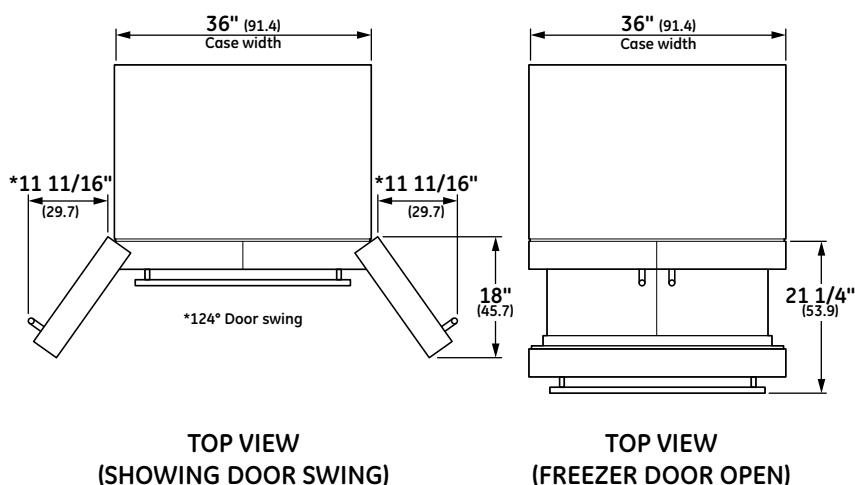
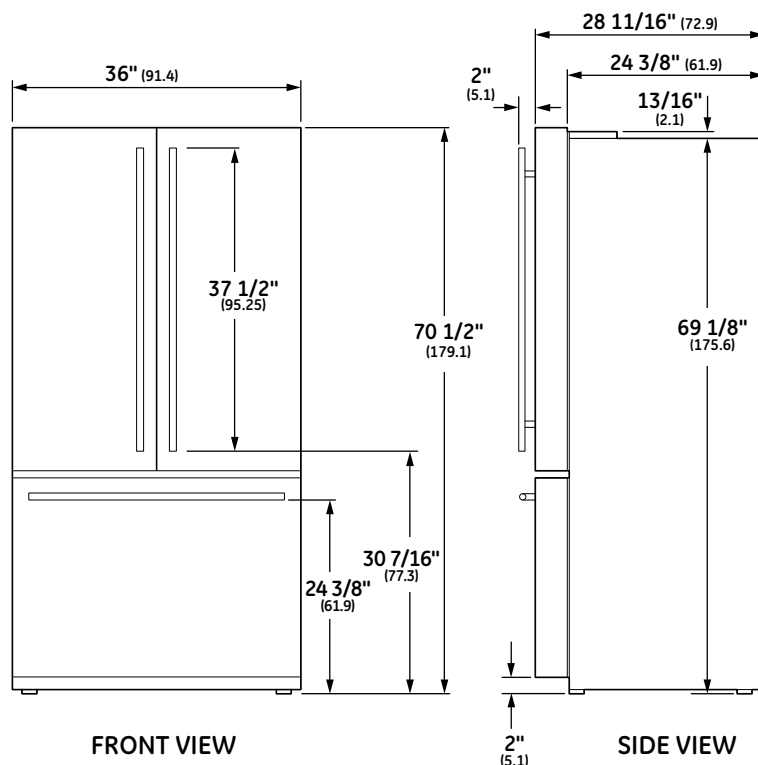
## SPECIFICATIONS

Overall Width	36" (91.4 cm)
Overall Height	70 1/2" (179.1 cm)
Overall Depth	30 11/16" (76.2 cm)
Door Clearance	21 1/4" (54 cm)
Cutout Width	36 1/4" (92.1 cm)
Cutout Height	71" (180.3 cm)
Cutout Depth	26 3/8" (67 cm)
Plumbing Requirements	1/4" OD copper tubing or GE SmartConnect kit
Shipping Weight	400 lb (181.4 kg)

## ATTENTION ELECTRICIAN:

A 115 volt 60Hz., 15 or 20 amp power supply is required. An individual properly grounded branch circuit or circuit breaker is recommended. Install a properly grounded 3-prong electrical receptacle recessed into the back wall.

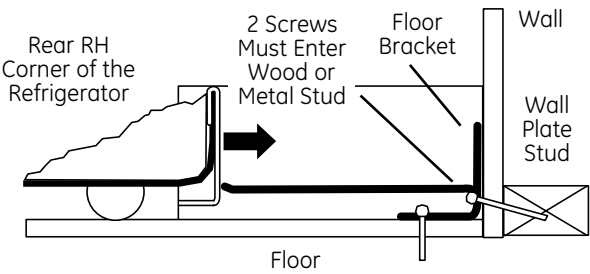
## OVERALL DIMENSIONS



Dimensions in parentheses are in centimeters unless otherwise noted. Actual product dimension may vary due to manufacturing tolerances.

ANTI-TIP BRACKET INSTALLATION

A Attachment to Wall and Floor



AIR GAP INSTALLATION DIMENSIONS

Each Side	1/8" (.3 cm)
Top	1" (2.5 cm)
Back	2" (5.1 cm)

NOTES

A The refrigerator is top heavy and must be secured to prevent the possibility of tilting forward.

**WARNING:**  
WOOD Wall and Floor Construction:

- Drill the appropriate number of 1/8" (3 mm) pilot holes in the center of each floor bracket hole being used (a nail or awl may be used if a drill is not available) AND remove the locator template from the floor.
- Mount the anti-tip floor bracket by fastening the 2 , or recommended 4, #10-16 hex-head screws tightly into place as illustrated in figure 3.

# GE Monogram® 36" Free-Standing French-Door Bottom-Freezer Refrigerator ZWE23ESHSS

## FEATURES AND BENEFITS

**TwinChill™ evaporators** - Separate climates in the fresh food and freezer sections help keep foods fresh

**Showcase LED lighting** - Positioned throughout the interior and under fresh food doors to spotlight foods inside the refrigerator and in the freezer

**Full-width electronic temperature-controlled drawer with LED lights** - 3 accurate settings deliver the optimal temperatures for keeping foods fresh

**Drop-down tray** - Allows for extra door storage when you need it and tucks away when you don't

**Quick Space Shelf** - Functions as a normal full-sized shelf when needed and easily slides down for instant storage flexibility

**Advanced water filtration uses RPWF replacement filter** - Removes trace pharmaceuticals from water and ice

