



Rhino TriView[®] Tracer Ped

US Patent #6099203 & 7025016 & D525721 & pending patents

The Rhino TriView's highly visible triangular design ensures that excavators, mower operators and others will be able to see your warning message from any direction protecting your buried facilities as well as providing easy access to terminals by your technicians or contract locators. The Rhino TriView is durable and flexible reducing the likelihood of damage in the event that the Tracer Ped is impacted by a vehicle.

Temperature and Ultraviolet Light Stable

The Rhino TriView was specifically designed as an outdoor marker for buried cables and pipelines. This versatile post has ultraviolet light stabilizers that will keep the bright color of the post from fading in the sun. The Rhino TriView is also temperature stable from -30 degrees Fahrenheit to +150 degrees.

Colors

Standard post colors are yellow, white, orange, blue, green, red, purple and brown. Standard cap color is black.

Optional cap colors are red, yellow, blue, orange and white.

Custom colors are available for both posts and caps. Call for details.

Lengths

Standard sizes are 54", 60", 66", 72", 78", 84" and 90". Custom lengths are available. Call for details.

Applications

Cathodic Protection Test Station
Tracer Wire Terminal Post

Terminal Models

Standard number of Internal Terminals are 2 or 5 with up to 11 available.
Standard number of External Terminals is 2 with additional terminals available.

Decals

Tracer Peds can also serve as marker posts that carry a warning message which may prevent an excavator from digging without calling for a locate. Our standard color fast decals use sharply contrasting colors and incorporate the international "No-Dig" symbol. This ensures that non-English speaking excavators will get the message! The 811 logo is also available on most standard decals. Use the 811 logo if you are a One-Call member in the United States.

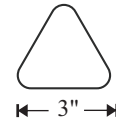
Wire

We can provide the TriView Tracer Ped with corrosion resistant polyethylene wire to meet your specifications.

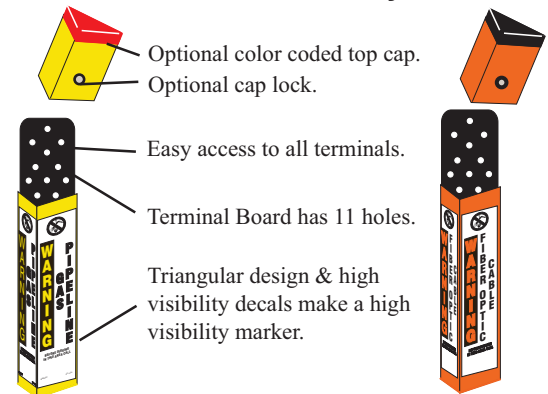
TS-SHUNT / Jumper

The optional TS-SHUNT can be used to create continuity between any two adjacent terminals. The all stainless steel shunt will not rust or corrode even if left exposed or installed on outside terminal posts. The unique hole and slot design allows the TS-SHUNT to be easily installed and disconnected for testing purposes or it can be left in place for a continuity bridge.

360° Visibility

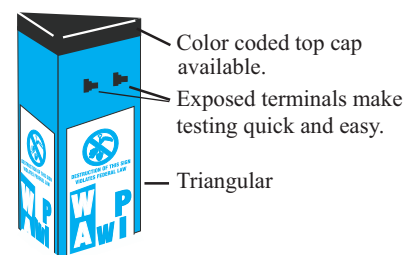


Internal Terminal Style



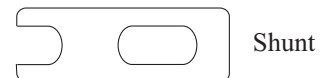
All terminal positions are clearly numbered front and back (1-11) to assist with internal documentation, installation and testing. Each terminal is spaced 1" on center to allow easy use of shunts for cathodic protection or continuity bridges for tracer wire applications. The design of the molded UV stable terminal board allows easy installation of wires and will not become brittle or break even in extreme cold temperatures. The removable cap protects the terminals from the elements.

External Terminal Style



Can be used as a tracer wire access post.

The easy access external terminals are located 1" below the removable cap. You choose how many terminals you need.



Shunt

TVTRACER_FACT • 6-27-16

Rhino Marking and Protection Systems • A Division of REPNET, Inc.

www.RhinoMarkers.com • Phone: 1-800-522-4343 • Fax: 1-888-522-4343