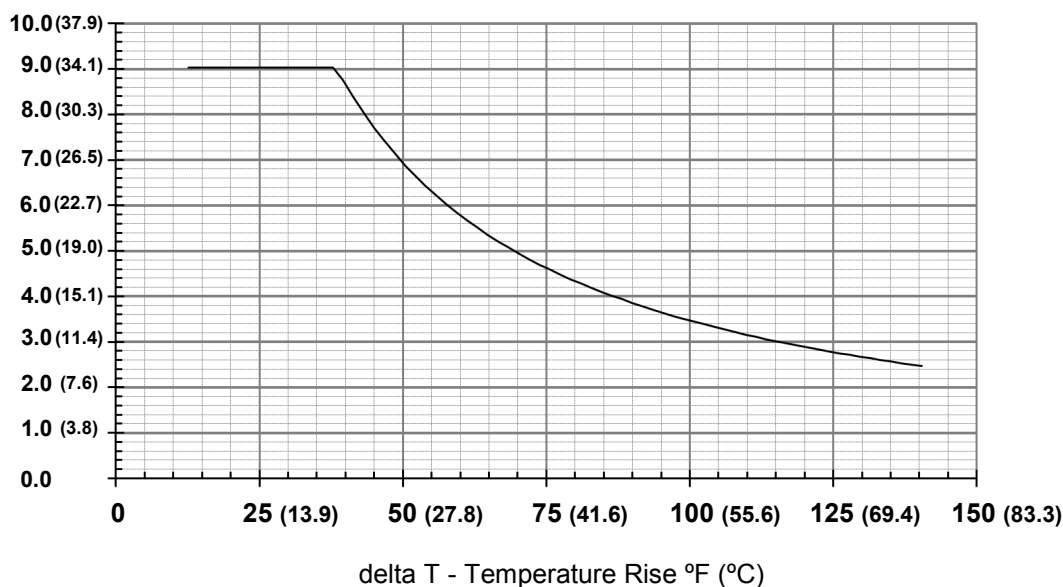


Type of Appliance	Condensing, Tankless, Temperature controlled, continuous flow, gas hot water system, Energy Star Qualified
Rinnai model number	REU-KBD2934FFUD-US
Operation / Installation	Forced combustion; indoor only; Certified for installation in Manufactured (Mobile) Homes
Minimum/Maximum Gas Rate (Input)	15,200 - 180,000 BTU/h (4.5-52.8 kW)
Electrical	Appliance: AC 120 Volts - 60 Hz Temperature Controller: DC 12 Volts
Electrical Consumption	Normal: 75 w Standby: 2 w Anti-frost protection: 146 w
Amperage	Max with pump: 8A Max without pump: 4A Fuse: 10A
Ignition System	Direct electronic ignition
Hot Water Capacity	Minimum flow rate: 0.26 GPM (1 l/min) Minimum activation flow rate: 0.4 GPM 1.5 l/min) Maximum flow rate: 9.0 GPM (29 l/min)
Temperature	98° - 120° F (37° - 49°C) (factory default) Maximum temperature is selectable at 120° F (49°C) or at 140° F (60°C); 98° - 185° F (37° - 49°C) available with the MCC-91-2 controller for commercial and hydronic applications
Temperature (without remote)	120° F (49°C) (factory default) or 140° F (60°C)
Approved Gas Types	Natural or Propane (ensure unit matches gas type)
Energy Factor (EF)	Natural Gas: 0.96 Propane: 0.96
Service Connections	Gas supply: 3/4 inch (19mm) MNPT Cold water inlet: 3/4 inch (19mm) MNPT Hot water outlet: 3/4 inch (19mm) MNPT
Isolation & Pressure Relief Valves Included	Heavy duty forged brass Webstone Isolator valves EXP E2, certified to NSF/ANSI 61-8 for potable water
Water Flow Control	Water flow sensor, electronic water control and by-pass control
Minimum/Maximum Water Supply Pressure	50 - 150 PSI (345-1035 KPa) (60 - 80 PSI (414 - 552 KPa) or above is recommended for maximum flow)

Rinnai is continually updating and improving products; therefore, specifications are subject to change without prior notice. Local, state, provincial and federal codes must be adhered to prior to installation.

FLOW TABLE

Water Flow gpm (l/min)



External Recirculation Pump Control

Controller

Built in Rinnai Circ-Logic™ : Recirculation program cycles external pump

MC-91-2US (included)

MC-195T-US

Deluxe controller: MC-100V-1US (optional)

Bathroom controller: BC-100V-1US (optional)

MCC-91-2US (optional; for hydronic and commercial applications)

Controller Cable

Non-polarized two-core cable, minimum 22 AWG

Safety Devices

- Flame failure - Flame Rod
- Boiling protection
- Combustion fan rpm check
- Over current - glass fuse
- Remaining flame (OHS)
- Thermal fuse
- Automatic frost protection

Clearances from Combustibles

* 24 inches (609.6mm) required for service

- Top of heater - 6 inches (152.4mm)
- Front of heater - 6 inches *(152.4mm)
- Sides of heater - 2 inches (50.8mm)
- Back of heater - 0 inches
- Bottom of heater - 12 inches (304.8mm)
- From vent pipe - 0 inches

Clearances from Non-combustibles

* 24 inches (609.6mm) required for service

- Top of heater - 2 inches (50.8mm)
- Front of heater - 6 inches *(152.4mm)
- Sides of heater - 1/2 inches (12.7mm)
- Back of heater - 0 inches
- Bottom of heater - 12 inches (304.8mm)
- From vent pipe - 0 inches

Min. / Max. Gas Supply Pressure

Natural Gas: min 4" W.C. (2.5mbar) max 10.5" W.C. (26.1mbar)

Propane Gas: min 8" W.C. (20mbar) max 13.5" W.C. (33.6mbar)

Manifold Gas Pressure (inches W.C.)

Natural Gas: high fire 2.5" W.C. (6.2mbar) low fire 0.42" W.C. (1.1mbar)

Propane Gas: high fire 2.9" W.C. (7.2mbar) low fire 0.47" W.C. (1.2mbar)

NOx

Complies with South Coast Air Quality Management District 14 ng/J or 20 ppm NOx emission levels

Venting

Direct Vent system designed for use with Ubbink Polypropylene Concentric Vent, Twin Pipe PVC/CPVC (3" and 4" configurations), or Centrotherm 3" Polypropylene (with Centrotherm Twin Pipe Adapter) *See installation and operation manual for details regarding installation and allowed vent lengths.*

Limited Warranty

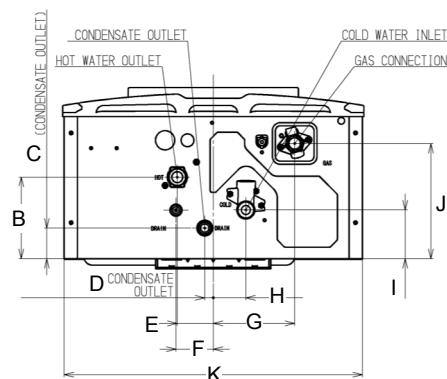

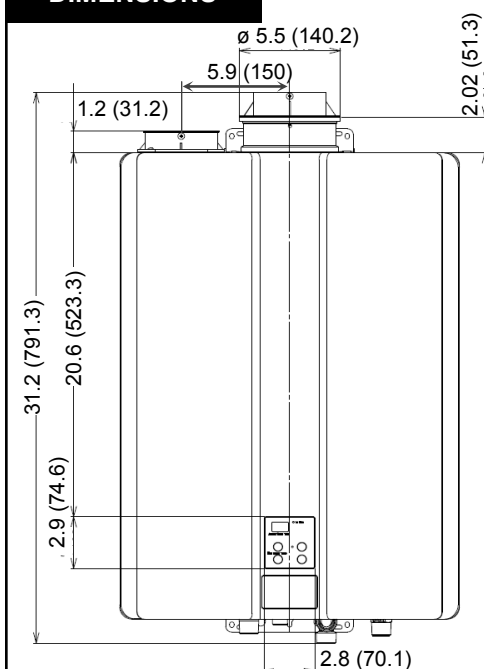
Heat exchanger: 12 years* for residential, 10 years for residential and space heating, and 5 years* for commercial; All other parts: 5 years*; Labor: 1 year;

(* 3 years if used as a circulating water heater within a circulation loop, when the water heater is in series with a circulation system and all circulating water flows through the water heater, and where an aquastat / thermostat, timer, or an on-demand recirculation system is not incorporated.)

Refer to the manual for complete warranty information.

DIMENSIONS

WEIGHT: 61.7 lb (28 kg)



DIM	Inches (mm)	DIM	Inches (mm)
A (GAS)	1.6 (40.2)	E	2.2 (56.3)
A (COLD)	2.0 (50.2)	F	2.3 (58.3)
A (HOT)	1.6 (41.2)	G	5.0 (127.2)
A (CONDENSATE OUTLET)	0.9 (22.4)	H	2.0 (50)
B	5.0 (127.2)	I	3.0 (76)
C	1.9 (47.8)	J	7.1 (179)
D	0.52 (13.3)	K	18.3 (466)