



## NITRITE NITROGEN KIT

OCTA-SLIDE 2, 0.05-0.8 ppm

CODE 3352-01

QUANTITY	CONTENTS	CODE
120 mL	*Mixed Acid Reagent	*V-6278-J
5 g	*Color Developing Reagent	*V-6281-C
1	Spoon, 0.01 g, plastic	0699
2	Test Tubes, 2.5-5.0-10.0 mL, plastic, w/cap	0106
1	Nitrite Nitrogen Octa-Slide 2 Bar, 0.05-0.8 ppm	3437-01
1	Octa-Slide 2 Viewer	1101
1	Dispenser Cap	0692

**\*WARNING:** Reagents marked with an \* are considered to be potential health hazards. To view or print a Safety Data Sheet (SDS) for these reagents go to [www.lamotte.com](http://www.lamotte.com). Search for the four digit reagent code number listed on the reagent label, in the contents list or in the test procedures. Omit any letter that follows or precedes the four digit code number. For example, if the code is 4450WT-H, search 4450. To obtain a printed copy, contact LaMotte by email, phone or fax.

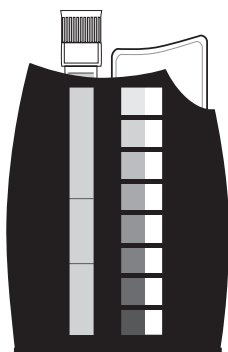
Emergency information for all LaMotte reagents is available from Chem-Tel: (US, 1-800-255-3924) (International, call collect, 813-248-0585)

To order individual reagents or test kit components, use the specified code number

Warning! This set contains chemicals that may be harmful if misused. Read cautions on individual containers carefully. Not to be used by children except under adult supervision.




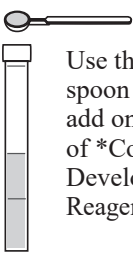

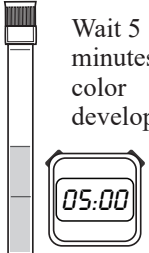


Note: Place dispenser cap (0692) on \*Mixed Acid Reagent (V-6278). Save this cap for refill reagents.

### USE OF THE OCTA-SLIDE 2 VIEWER



The Octa-Slide 2 Viewer should be held so non-direct light enters through the back of the Viewer. Insert the Octa-Slide 2 Bar into the Viewer. Insert the reacted sample into the top of the Viewer. Match the color of the reaction to the color standards.

## PROCEDURE

<p><b>1</b></p>  <p>Insert Nitrite Nitrogen Octa-Slide 2 Bar (3437-01) into the Octa-Slide 2 Viewer (1101).</p>	<p><b>2</b></p>  <p>Fill a test tube (0106) to the 2.5 mL line with sample water.</p>	<p><b>3</b></p>  <p>Dilute to 5 mL line with *Mixed Acid Reagent (V-6278).</p>
<p><b>4</b></p>  <p>Use the 0.1g spoon (0699) to add one measure of *Color Developing Reagent (V-6281).</p>	<p><b>5</b></p>  <p>Cap and mix for one minute.</p>	<p><b>6</b></p>  <p>Wait 5 minutes for color development.</p>
<p><b>7</b></p>  <p>Insert test tube into Octa-Slide 2 Viewer.</p>	<p><b>8</b></p>  <p>Match sample color to a color standard. Record as ppm Nitrite Nitrogen (NO<sub>2</sub>-N).</p>	

To convert to nitrite, multiply by 3.3. Record as ppm Nitrite.

**Nitrite-N (NO<sub>2</sub>-N) x 3.3 = ppm Nitrite (NO<sub>2</sub>-)**

### LaMOTTE COMPANY

Helping People Solve Analytical Challenges

PO Box 329 · Chestertown · Maryland · 21620 · USA  
800-344-3100 · 410-778-3100 [Outside U.S.A.] · Fax 410-778-6394

Visit us on the web at [www.lamotte.com](http://www.lamotte.com)

63352-01 11/19