Refrigerant R410A

INVERTER

AIR CONDITIONER

Multi : 2rooms type
3rooms type
4rooms type

DESIGN & TECHNICAL MANUAL

INDOOR

AUU7RLF
AUU9RLF
AUU12RLF
AUU18RLF



ARU7RLF
ARU9RLF
ARU12RLF



ARU18RLF

ARU24RLF

ASU7RLF1
ASU9RLF1
ASU12RLF1

ASU7RLF*
ASU9RLF*
ASU12RLF*

ASU9RLS2*
ASU12RLS2*
ASU15RLS2*

ASU18RLF
ASU24RLF

AGU9RLF
AGU12RLF
AGU15RLF

*:AOU36RLXFZ1 is not connectable.

OUTDOOR

AOU18RLXFZ
AOU24RLXFZ

AOU36RLXFZ1

FUJITSU GENERAL LIMITED

1. INDOOR UNIT

COMPACT CASSETTE TYPE :

AUU7RLF
AUU9RLF
AUU12RLF
AUU18RLF

WALL MOUNTED TYPE :

ASU7RLF1
ASU9RLF1
ASU12RLF1
ASU7RLF*
ASU9RLF*
ASU12RLF*
ASU9RLS2*
ASU12RLS2*
ASU15RLS2*
ASU18RLF
ASU24RLF

SLIM DUCT TYPE :

ARU7RLF
ARU9RLF
ARU12RLF
ARU18RLF
ARU24RLF

FLOOR TYPE :

AGU9RLF
AGU12RLF
AGU15RLF

*:AOU36RLXFZ1 is not connectable.

DTR_MU041E_02
2015.03.19

MULTI TYPE
2, 3, 4 ROOMS TYPE

CONTENTS

1. INDOOR UNIT

1. FEATURES ..... 01 - 01
1-1. INDOOR UNIT ..... 01 - 01
1-1-1. COMPACT CASSETTE TYPE ..... 01 - 01
1-1-2. SLIM DUCT TYPE ..... 01 - 02
1-1-3. WALL MOUNTED TYPE ..... 01 - 03
1-1-4. FLOOR TYPE ..... 01 - 07
1-2. LINE UP ..... 01 - 08

2. REMOTE CONTROLLER ..... 01 - 11
2-1. WIRELESS REMOTE CONTROLLER ..... 01 - 11
2-2. WIRED REMOTE CONTROLLER
(For Compact cassette type, Slim duct type) ..... 01 - 24

3. SPECIFICATIONS ..... 01 - 30
3-1. COMPACT CASSETTE TYPE ..... 01 - 30
3-2. SLIM DUCT TYPE ..... 01 - 31
3-3. WALL MOUNTED TYPE ..... 01 - 32
3-4. FLOOR TYPE ..... 01 - 36

4. DIMENSIONS ..... 01 - 37
4-1. COMPACT CASSETTE TYPE ..... 01 - 37
4-2. SLIM DUCT TYPE ..... 01 - 39
4-3. WALL MOUNTED TYPE ..... 01 - 44
4-4. FLOOR TYPE ..... 01 - 52

5. WIRING DIAGRAMS ..... 01 - 53
5-1. COMPACT CASSETTE TYPE ..... 01 - 53
5-2. SLIM DUCT TYPE ..... 01 - 54
5-3. WALL MOUNTED TYPE ..... 01 - 55
5-4. FLOOR TYPE ..... 01 - 59

6. AIR VELOCITY AND TEMPERATURE DISTRIBUTIONS 01 - 60
6-1. COMPACT CASSETTE TYPE ..... 01 - 60
6-2. SLIM DUCT TYPE with Auto louver grille kit ..... 01 - 66
6-3. WALL MOUNTED TYPE ..... 01 - 76
6-4. FLOOR TYPE ..... 01 - 86

7. FAN PERFORMANCE CURVE ..... 01 - 87
7-1. SLIM DUCT TYPE ..... 01 - 87

8. AIRFLOW ..... 01 - 97

MULTI TYPE
2, 3, 4 ROOMS TYPE

CONTENTS

1. INDOOR UNIT

9. NOISE LEVEL CURVE ..... 01 - 99
9-1. COMPACT CASSETTE TYPE ..... 01 - 99
9-2. SLIM DUCT TYPE ..... 01 - 101
9-3. WALL MOUNTED TYPE ..... 01 - 104
9-4. FLOOR TYPE ..... 01 - 111
9-5. SOUND LEVEL CHECK POINT ..... 01 - 113

10. ELECTRIC CHARACTERISTICS ..... 01 - 116

11. SAFETY DEVICES ..... 01 - 117

12. EXTERNAL INPUT & OUTPUT ..... 01 - 118
12-1. EXTERNAL INPUT ..... 01 - 118
12-2. EXTERNAL OUTPUT ..... 01 - 120

13. FUNCTION SETTINGS ..... 01 - 124
13-1. INDOOR UNIT (setting by jumper wire) ..... 01 - 124
13-2. INDOOR UNIT (setting by wireless remote controller) ..... 01 - 125
13-2-1. UTY-LNHUM/AR-RAH1U ..... 01 - 126
13-2-2. AR-RED1U ..... 01 - 131
13-2-3. AR-REG1U ..... 01 - 136
13-3. INDOOR UNIT (setting by wired remote controller) ..... 01 - 141
13-3-1. UTY-RNNUM ..... 01 - 142
13-4. INDOOR UNIT (setting by simple remote controller) ..... 01 - 145
13-5. FUNCTION DETAILS ..... 01 - 149
13-6. WIRED REMOTE CONTROLLER ..... 01 - 154
13-7. SIMPLE REMOTE CONTROLLER ..... 01 - 157

14. OPTIONAL PARTS ..... 01 - 160
14-1. CONTROLLER ..... 01 - 160
14-2. CASSETTE GRILLE ..... 01 - 161
14-3. OTHERS ..... 01 - 162

15. INSTALLATION PRECAUTIONS ..... 01 - 165
15-1. INDOOR UNIT INSTALLATION PRECAUTIONS ..... 01 - 165

1. FEATURES

1-1. INDOOR UNIT

1-1-1. COMPACT CASSETTE TYPE

■ MODELS : AUU7RLF, AUU9RLF, AUU12RLF, AUU18RLF

■ FEATURES

● 2-stage turbo fan

High efficiency design by 2 stage structure

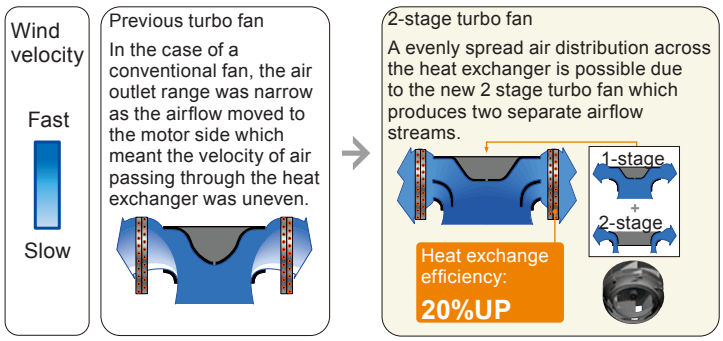

● Quiet quality

Optimization of wing form (laminar wing type) and wing number (7 blades each)

Designed by CFD-analysis (fluid) simulations

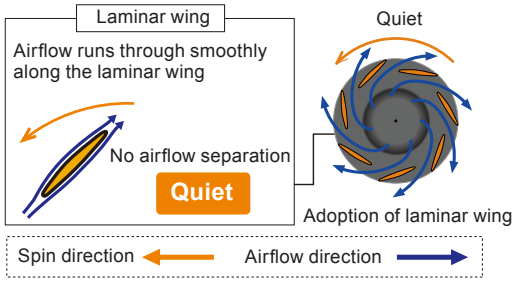

● Easy maintenance

①Maintenance of fan motor and fan

Maintenance of the fan motor and fan can be done easily after taking off the panel as the bell mouth of the fan can be removed easily.

A : Fan motor B : 2-stage turbo fan

C : Bell-mouth D : Panel

②Long life filter

: standard equipment

③Adaptation of transparent drainage parts

During installation, maintenance and operation, the drain pump and kit can be checked easily.

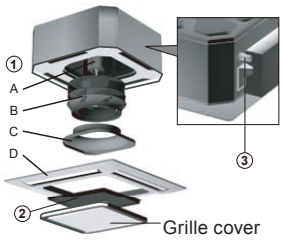

● Compact design

Easy installation by taking off ceiling panel of 23-5/8in. x 23-5/8in.(600mm x 600mm) size

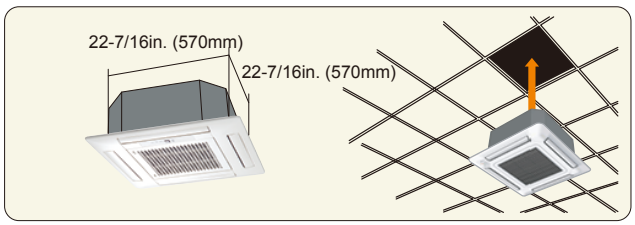

● High lift drain pump

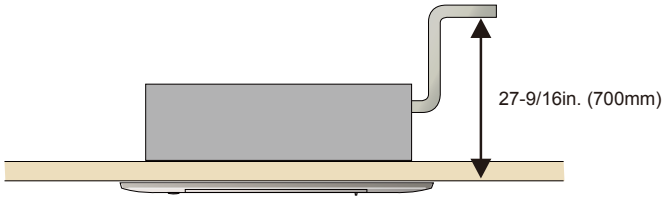

MULTI TYPE
2, 3, 4 ROOMS TYPE

1-1-2. SLIM DUCT TYPE

■ MODELS : ARU7RLF, ARU9RLF, ARU12RLF, ARU18RLF, ARU24RLF

Slim design and wide range of static pressure for flexible installation.

■ FEATURES

● Slim design

This model is slim design, it can install at the place where a ceiling is narrow.

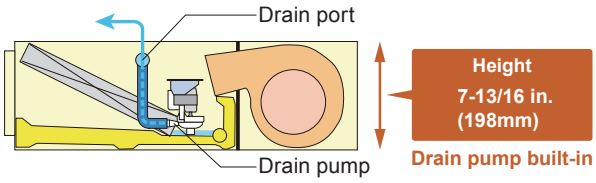

● Compact design

Condensate lift-up to 33-7/16in. (850mm)

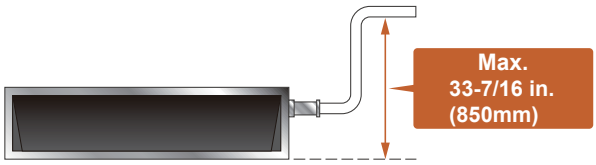

Drain hose is standard accessory

● Selectable with a wide range of static pressure

By using DC fan motor, it is possible to change of static pressure range 0 to 0.36in. WG (0 to 90Pa). The change of static pressure range is possible by remote controller.

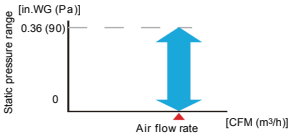

*24 model is 0 to 0.20in.WG (0 to 50Pa)

● Air - intake

Air intake direction can be selected to match the installation site.

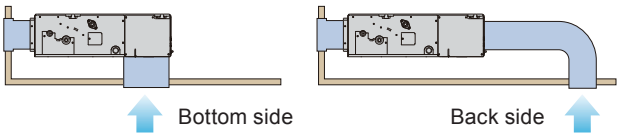

● Flexible installation

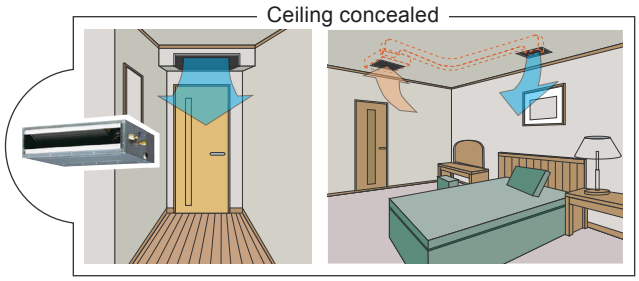

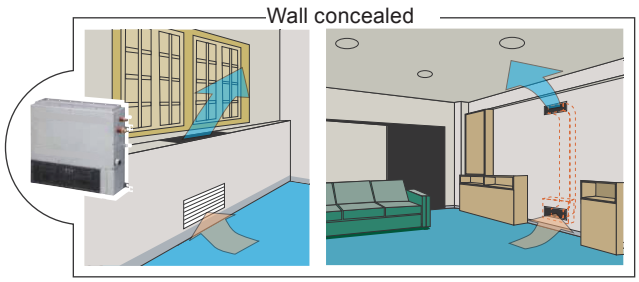

● Filter (Accessory)

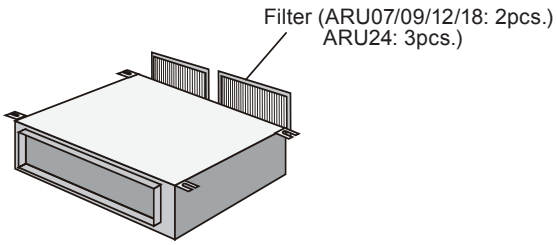

MULTI TYPE
2, 3, 4 ROOMS TYPE

1-1-3. WALL MOUNTED TYPE

■ MODELS : ASU7RLF1, ASU9RLF1, ASU12RLF1

■ FEATURES

● High efficient compact design

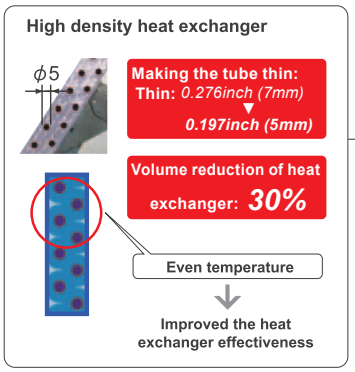



● More comfortable airflow

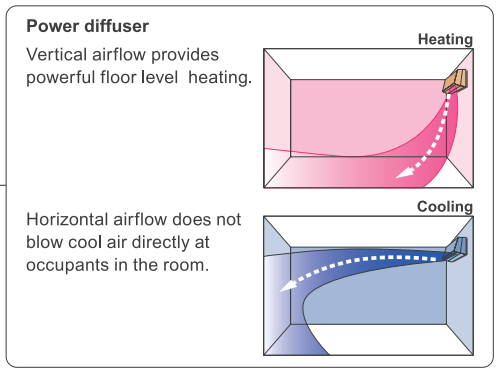

● Quiet operation

INDOOR UNIT

Airflow mode can be set in 4 steps and more detailed airflow setting is possible.

21dB only at cooling operation (22dB at heating operation).

Fan speed	Noise level
Quiet	21dB(A)

(ASU7/9/12RLF1)

● MIN. HEAT Operation *Only available with Wireless RC.

The room temperature can be set to go no lower than 50°F (10°C),
thus ensuring that the room does not get too cold when not occupied

Caution)

- When the room temperature is higher than 50°F (10°C), "**MIN. HEAT**" operation does not start. Operation starts and maintains the room temperature at 50°F (10°C) when the temperature drops below 50°F (10°C).
- When "**MIN. HEAT**" operation stops, the room set temperature quickly returns to the preset temperature.

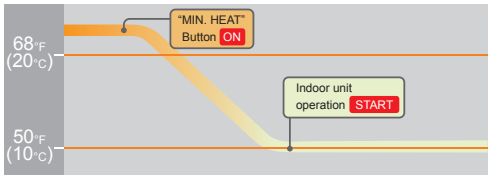

● Powerful operation *Only available with Wireless RC.

20 minutes continuous operation by maximum airflow and maximum compressor speed is possible. Rapid cooling and heating makes the room comfortable quickly.

MULTI TYPE
2, 3, 4 ROOMS TYPE

■ MODELS : ASU7RLF, ASU9RLF, ASU12RLF

Compact and Stylish design indoor unit

■ FEATURES

● High density heat transfer tube arrangement

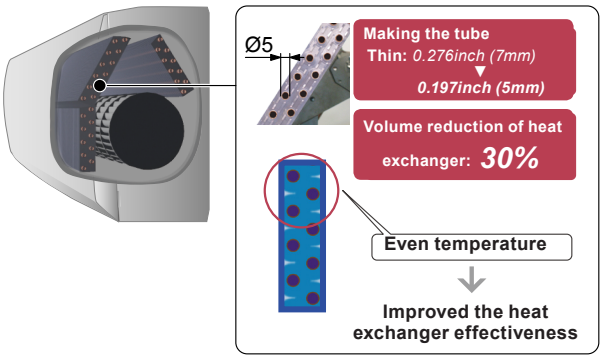

● Filter features



Long-life*
Ion deodorization filter

The filter deodorizes by powerfully decomposing absorbed odors using the oxidizing and reducing effects of ions generated by the ultra-fine particle ceramic.

*The filter can be used for approx. 3 years if it is washed under water to restore it's surface action when it is dirty.

Apple-catechin filter

Fine dust, invisible mold spores, and harmful microorganisms are absorbed onto the filter by static electricity, and further growth is inhibited and deactivated by the polyphenol ingredient extracted from apples.

Deodorizing effect (Odor reduction rate)



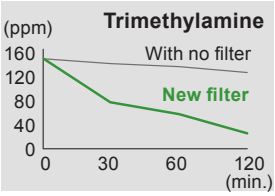

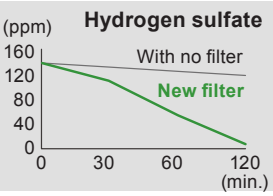

Testing organization :
Environmental Sanitary Inspection Center

Test method :
Deodorization Test

● Easy maintenance

Removable & washable panel

Dry operation

Dry operation removes moisture and keeps the air conditioner clean.

● Quiet operation

Cooling mode (07/09/12 TYPE)

Fan speed	Noise level
Quiet	***25dB**(A)*

● Auto swing louvre

The Auto Swing Louvre function ensures that the air direction corresponds to the mode selected.

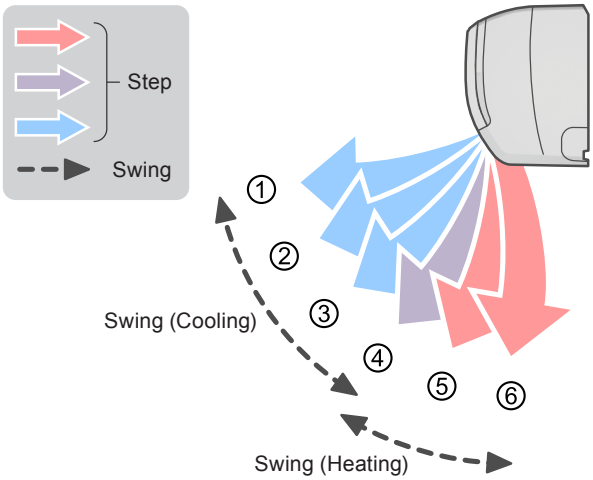

● Wired control compatible

Wired and wireless remote controller are acceptable.

* Optional communication kit is neccesary for the installation.

Wired remote controller

Simple remote controller

MULTI TYPE
2, 3, 4 ROOMS TYPE

■ MODELS : ASU9RLS2, ASU12RLS2, ASU15RLS2

■ FEATURES

● Thin & Slim design

Thin and slim design is realized by Ø5mm heat exchanger and high efficiency wind blower.



H11-1/8 × W34-1/4 × D7-5/16 in.
(H282 × W870 × D185 mm)

Big open panel and High density multi path heat exchanger

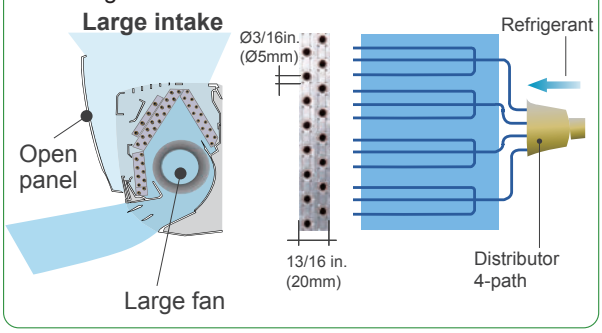

● Powerful operation *Only available with Wireless RC.

20 minutes continuous operation by maximum airflow and maximum compressor speed is possible. Rapid cooling and heating makes the room comfortable quickly.

Example : Cooling operation

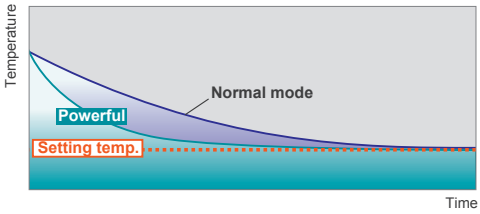

● Energy saving control *Only available with Wireless RC.

Human sensor catches movements of people in a room, and operates with lower capacity when the room is empty. When people come back to the room, it automatically returns to previous operating mode.

Energy saving operation by detecting someone's movement

● 5 Mode timer (ON/OFF/Weekly/Program/Sleep) *Only available with Wireless RC.

Weekly timer can be easily set by wireless remote controller.
ON, OFF can be set up to 4 times in 1 day and up to 28 times in 1 week.
For other modes, program timer and sleep timer can be also selected by one push.

MULTI TYPE
2, 3, 4 ROOMS TYPE

■ MODELS : ASU18RLF, ASU24RLF

Simple & Elegant Appearance Design

■ FEATURES

● Compact & Slim design

● "Vertical airflow" provides powerful floor level heating

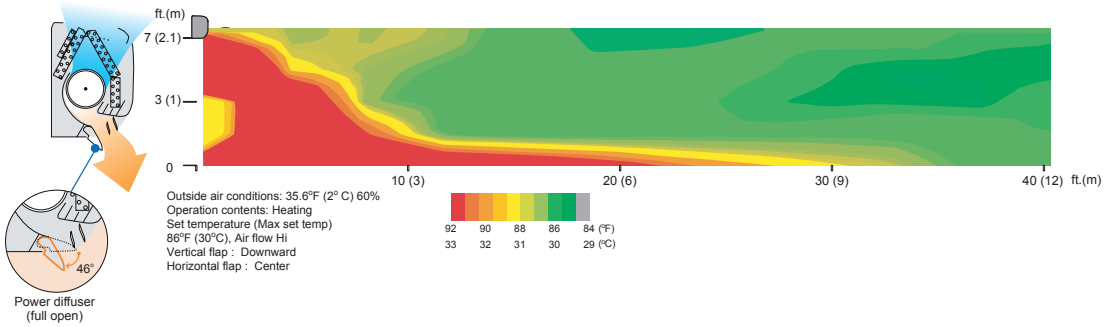

● "Horizontal airflow" does not blow cool air directly at the occupants in the room

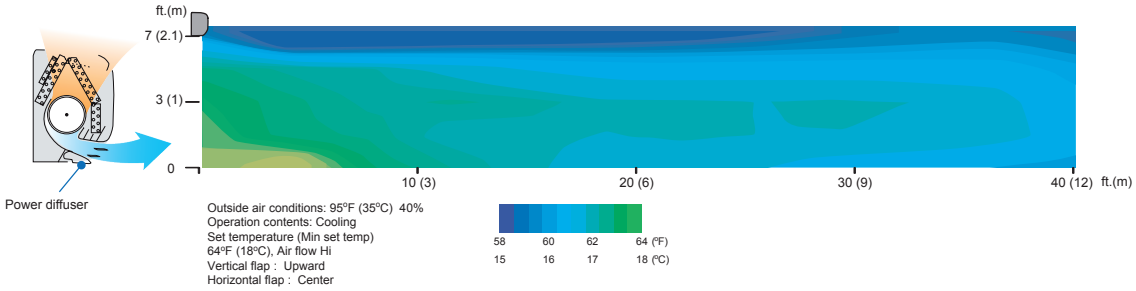

● Air conditioner filter features

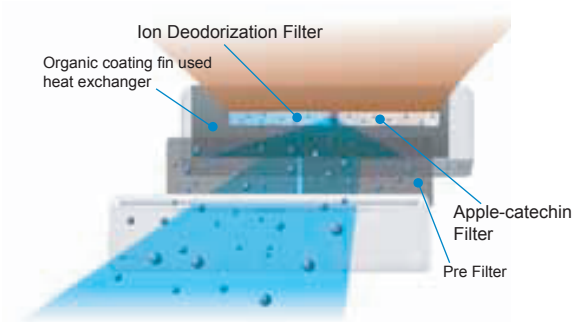

Antibacterial deodorizing pre-filter with special ceramic powder



Long-life*
Ion deodorization filter

The filter deodorizes by powerfully decomposing absorbed odors using the oxidizing and reducing effects of ions generated by the ultra-fine-particle ceramic.

(*The filter can be used for approx. 3 years if it is washed under water to restore its surface action when it is dirty.)

\+ Using different filters at both sides

Apple-catechin filter

Fine dust, invisible mold spores, and harmful microorganisms are absorbed onto the filter by static electricity, and further growth is inhibited and deactivated by the polyphenol extracted from apples.

● Easy maintenance

Simplification of drain pan cleaning improves maintenance-ability.

MULTI TYPE
2, 3, 4 ROOMS TYPE

1-1-4. FLOOR TYPE

■ MODELS : AGU9RLF, AGU12RLF, AGU15RLF

■ FEATURES

● 2-Fan & Wide airflow

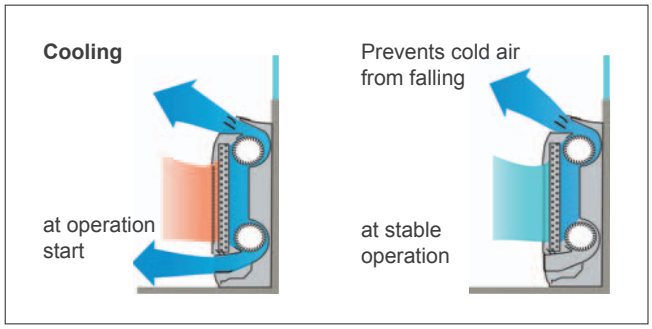

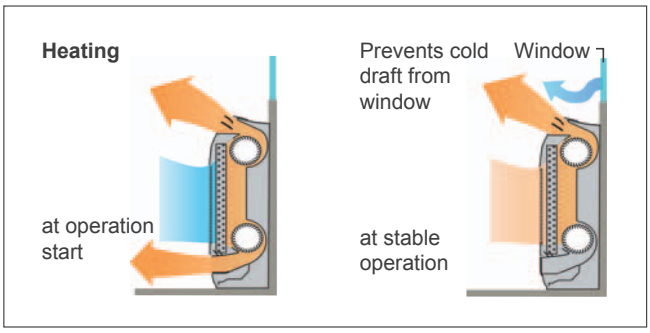

● Flexible & easy installation

Unit: in. (mm)

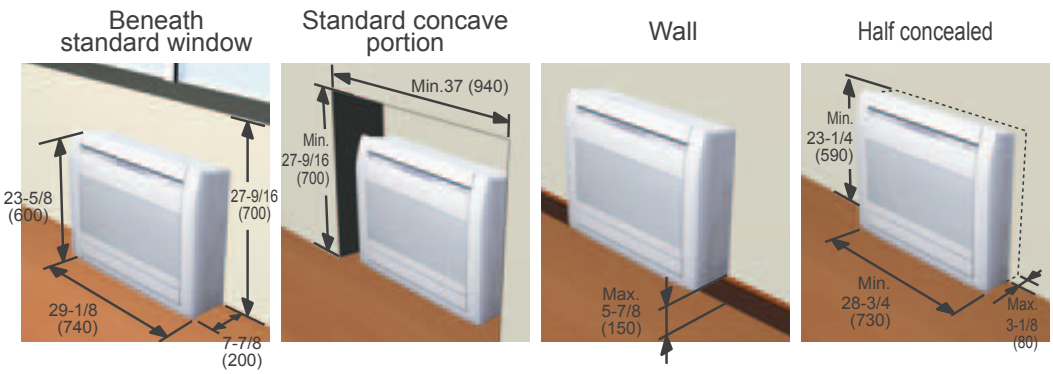

● Filter features

ion deodorization filter

The filter deodorizes by powerfully decomposing absorbed odors using the oxidizing and reducing effects of ions generated by the ultra-fine-particle ceramic.

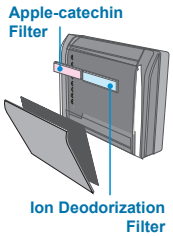

+ Using different filters at both sides

Apple-catechin filter

Apple-catechin filter uses static electricity to clean fine particles and dust in the air.

● Easy maintenance

Removable and washable panel

● Flexible piping connection

6 direction of drain & piping

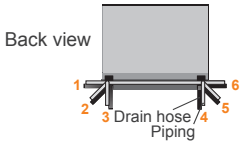

MULTI TYPE
2, 3, 4 ROOMS TYPE

1-2. LINE UP

■ MODEL

INDOOR UNIT		
AUU7RLF AUU9RLF AUU12RLF AUU18RLF	ARU7RLF ARU9RLF ARU12RLF	ARU18RLF
		
ARU24RLF	ASU7RLF1 ASU9RLF1 ASU12RLF1	ASU7RLF ASU9RLF ASU12RLF
		
ASU9RLS2 ASU12RLS2 ASU15RLS2	ASU18RLF ASU24RLF	AGU9RLF AGU12RLF AGU15RLF
OUTDOOR UNIT		
AOU18RLXFZ	AOU24RLXFZ	AOU36RLXFZ1

● Indoor units that can be connected to each outdoor unit

●: Connectable / -: Not connectable

OUTDOOR		COMPACT CASSETTE				SLIM DUCT					WALL MOUNTED						FLOOR		
		AUU7-18RLF				ARU7-24RLF					ASU7-12RLF* ASU7-12RLF1 ASU9-15RLS2*				ASU18-24RLF		AGU9-15RLF		
	Btu Class	7	9	12	18	7	9	12	18	24	7	9	12	15	18	24	9	12	15
2 Rooms	AOU18RLXFZ	●	●	●	-	●	●	●	-	-	●	●	●	-	-	-	●	●	-
3 Rooms	AOU24RLXFZ	●	●	●	●	●	●	●	●	-	●	●	●	●	●	-	●	●	●
4 Rooms	AOU36RLXFZ1	●	●	●	●	●	●	●	●	●	●	●	●	-	●	●	●	●	●

*:AOU36RLXFZ1 is not connectable.

MULTI TYPE
2, 3, 4 ROOMS TYPE

■ INDOOR UNIT CONNECTION PATTERNS

● 2 Rooms

AOU18RLXFZ			
No.	room 1	room 2	total
1	7	7	14
2	7	9	16
3	7	12	19
4	9	9	18
5	9	12	21

Notes) 7: 7,000Btu/h, 9: 9,000Btu/h, 12: 12,000Btu/h models

● 3 Rooms

AOU24RLXFZ				
No.	room 1	room 2	room 3	total
1	7	7	-	14
2	7	9	-	16
3	7	12	-	19
4	7	15	-	22
5	7	18	-	25
6	9	9	-	18
7	9	12	-	21
8	9	15	-	24
9	9	18	-	27
10	12	12	-	24
11	12	15	-	27
12	7	7	7	21
13	7	7	9	23
14	7	7	12	26
15	7	9	9	25
16	9	9	9	27

Notes) 7: 7,000Btu/h, 9: 9,000Btu/h, 12: 12,000Btu/h, 15: 14,000Btu/h, 18: 18,000Btu/h models

MULTI TYPE
2, 3, 4 ROOMS TYPE

●4 Rooms

AOU36RLXFZ1					
No.	room 1	room 2	room 3	room 4	total
1	18*1	18*1	-	-	36
2	7	7	15	-	29
3	7	7	18	-	32
4	7	7	24	-	38
5	7	9	12	-	28
6	7	9	15	-	31
7	7	9	18	-	34
8	7	12	12	-	31
9	7	12	15	-	34
10	7	12	18	-	37
11	9	9	9	-	27
12	9	9	12	-	30
13	9	9	15	-	33
14	9	9	18	-	37
15	9	12	12	-	33
16	9	12	15	-	36
17	9	12	18	-	39
18	12	12	12	-	36
19	12	12	15	-	39
20	7	7	7	7	28
21	7	7	7	9	30
22	7	7	7	12	33
23	7	7	7	15	36
24	7	7	7	18*2	39
25	7	7	9	9	32
26	7	7	9	12	35
27	7	7	9	15	38
28	7	7	12	12	38
29	7	9	9	9	34
30	7	9	9	12	37
31	9	9	9	9	36

Notes) 7: 7,000Btu/h, 9: 9,000Btu/h, 12: 12,000Btu/h, 15: 14,000Btu/h, 18: 18,000Btu/h, 24: 24,000Btu/h models

∗1: The optional kit "K9FZ1818 (UTP-MU36A2)" shall be necessary for the dual zone system "18+18".
∗2: Wall mounted type ASU18RLF can not be connected in this combination.

2. REMOTE CONTROLLER

2-1. WIRELESS REMOTE CONTROLLER

■ MODEL: UTY-LNHUM/AR-RAH1U

■ FEATURES



- 4 mode timer setup available (ON / OFF / PROGRAM /SLEEP).
- Can be used jointly with wired remote controllers .
- Easy to change custom code (max. 4 custom codes) by button operation.

● Built-in timers

Select from four different timer programs (ON/OFF/PROGRAM/SLEEP).

● Program timer

The program timer operates the ON and OFF timer once within a 24 hour period.

● Sleep timer

The sleep timer function automatically corrects the temperature thermostat setting according to the time setting to prevent excessive cooling and heating while sleeping.

Cooling operation / dry operation

When the sleep timer is set, the set temperature automatically rises 2°F (1°C) every hour. The set temperature can rise up to a maximum of 4°F (2°C).

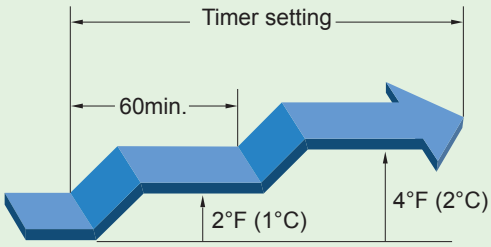

Heating operation

When the sleep timer is set, the set temperature automatically drops 2°F (1°C) every 30 minutes. The set temperature can drop to a maximum of 8°F (4°C).

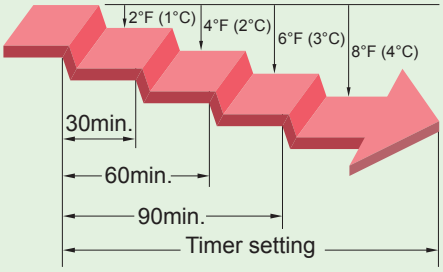

● Simple function setting

Setting of the air conditioner selection function is performed by remote controller.

● Switching remote controller custom code

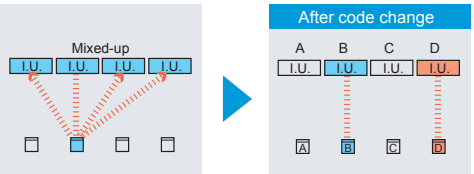

- Code selector switch eliminates unit being wrongly switched.
  (Up to 4 custom codes can be set.)

*I.U.=Indoor unit

MULTI TYPE
2, 3, 4 ROOMS TYPE

■ FUNCTIONS (UTY-LNHUM)

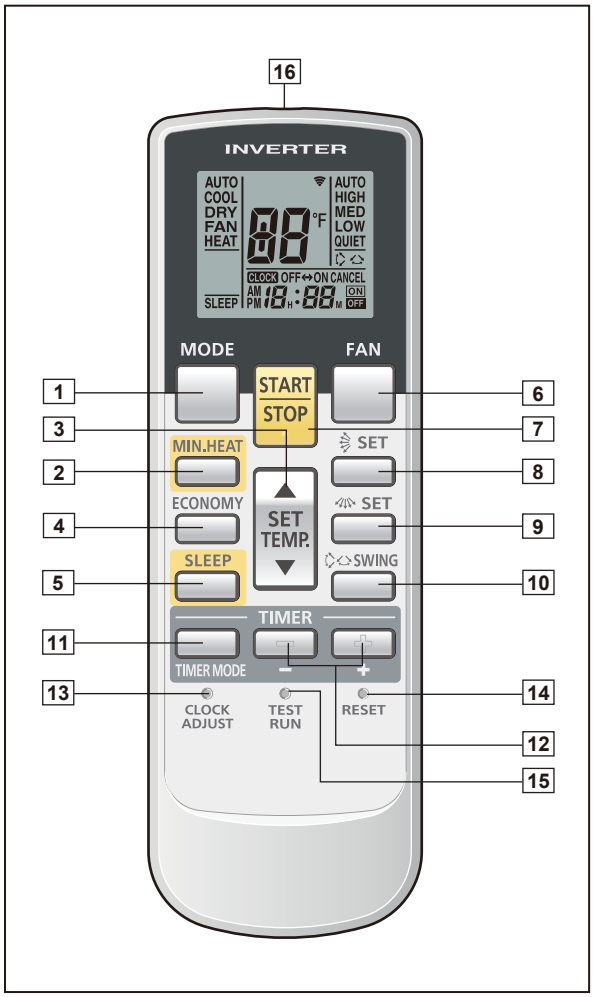

Display panel

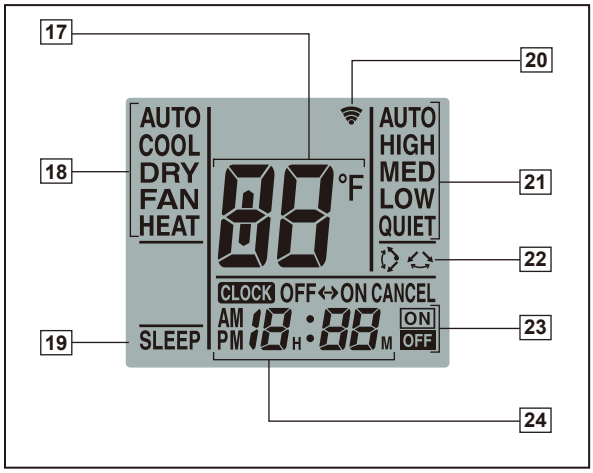

1 MODE button
Selects the operating mode (AUTO, COOL, DRY, FAN, HEAT).
/Start / end R.C. custom code change. (Max 4 codes)

2 MIN.HEAT button

3 SET TEMP. button (▲ / ▼)
Sets the indoor temp./ Sets R.C. custom code.

4 ECONOMY button

5 SLEEP button
Pressed to select sleep timer.

6 FAN button
Selects the fan speed (AUTO, HIGH, MED, LOW, QUIET).

7 START/STOP button
Pressed to start and stop operation.

8 SET button (Vertical)
Air flow direction vertical set button.

9 SET button (Horizontal)
Air flow direction horizontal set button.

10 SWING button
Air flow direction swing button.

11 TIMER MODE button
Pressed to select the timer mode. (OFF TIMER, ON TIMER, PROGRAM TIMER, TIMER RESET)

12 TIMER set (+ / -) button
Sets the current time and on-off time.

13 CLOCK ADJUST button
Sets the current time.

14 RESET button
Used when replacing batteries.

15 TEST RUN button
Used when testing the air conditioner after installation.

16 Signal transmitter

17 Temperature set indicator

18 Operating mode indicator

19 Sleep indicator

20 Transmit indicator

21 Fan speed indicator

22 Swing indicator

23 Timer mode indicator

24 Clock indicator

Note: Functions will be different due to type of indoor unit.
For details, please see operation manual.

MULTI TYPE
2, 3, 4 ROOMS TYPE

■ FUNCTIONS (AR-RAH1U)

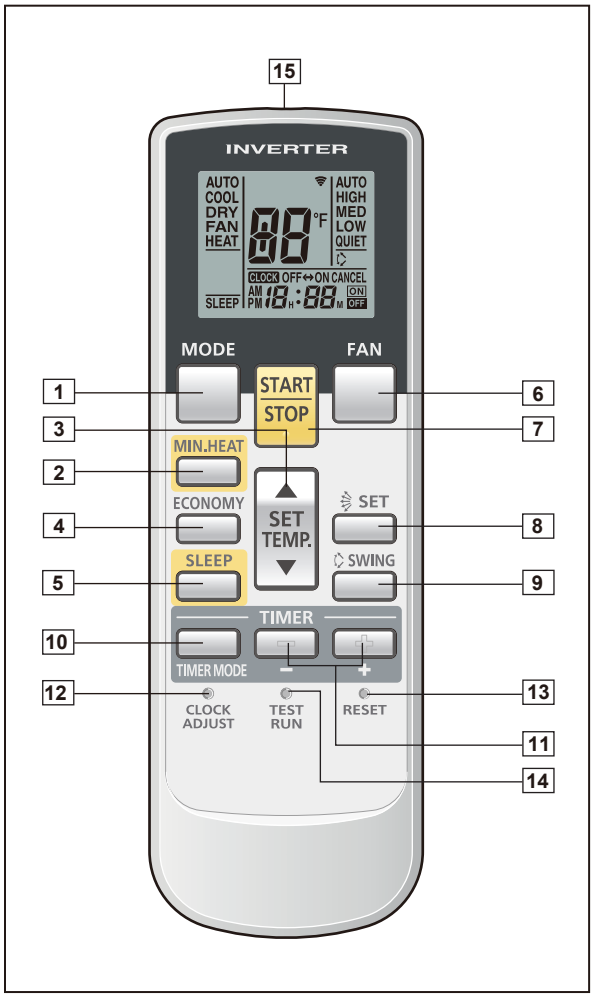

Display panel

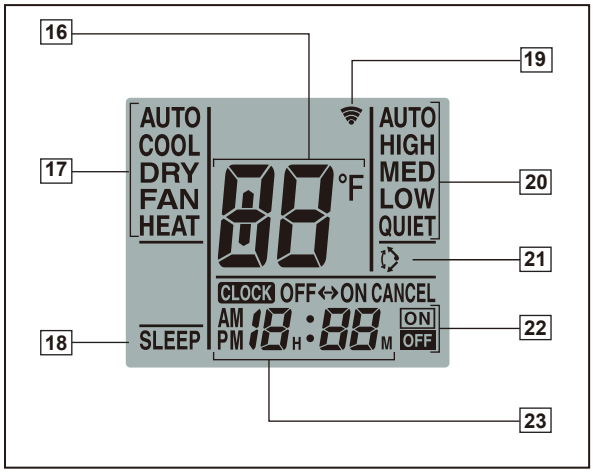

1 MODE button
Selects the operating mode (AUTO, COOL, DRY, FAN, HEAT).
/Start / end R.C. custom code change. (Max 4 codes)

2 MIN.HEAT button

3 SET TEMP. button (▲ / ▼)
Sets the indoor temp./ Sets R.C. custom code.

4 ECONOMY button

5 SLEEP button
Pressed to select sleep timer.

6 FAN button
Selects the fan speed (AUTO, HIGH, MED, LOW, QUIET).

7 START/STOP button
Pressed to start and stop operation.

8 SET button (Vertical)
Air flow direction vertical set button.

9 SWING button
Air flow direction swing button.

10 TIMER MODE button
Pressed to select the timer mode. (OFF TIMER, ON TIMER, PROGRAM TIMER, TIMER RESET)

11 TIMER set (+ / -) button
Sets the current time and on-off time.

12 CLOCK ADJUST button
Sets the current time.

13 RESET button
Used when replacing batteries.

14 TEST RUN button
Used when testing the air conditioner after installation.

15 Signal transmitter

16 Temperature set indicator

17 Operating mode indicator

18 Sleep indicator

19 Transmit indicator

20 Fan speed indicator

21 Swing indicator

22 Timer mode indicator

23 Clock indicator

Note: Functions will be different due to type of indoor unit.
For details, please see operation manual.

MULTI TYPE
2, 3, 4 ROOMS TYPE

■ SYSTEM DIAGRAM

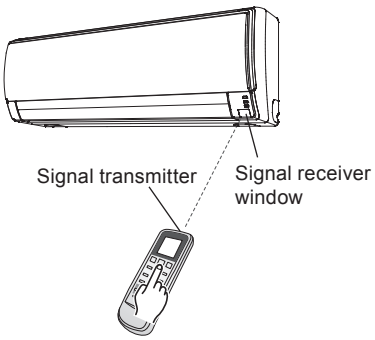

- Control signal might not be recognized in following cases:
  (i) A curtain or a wall, etc. exists between transmitter and receiver.
  (ii) There is an instant-start type (inverter type, etc.) fluorescent lamp in the room.
- Air conditioner might not work correctly when strong light hits the signal receiver window. Shut off the direct sunlight and also make illuminator far away from the receiver window.

■ DIMENSIONS

● Controller

Unit : in. (mm)

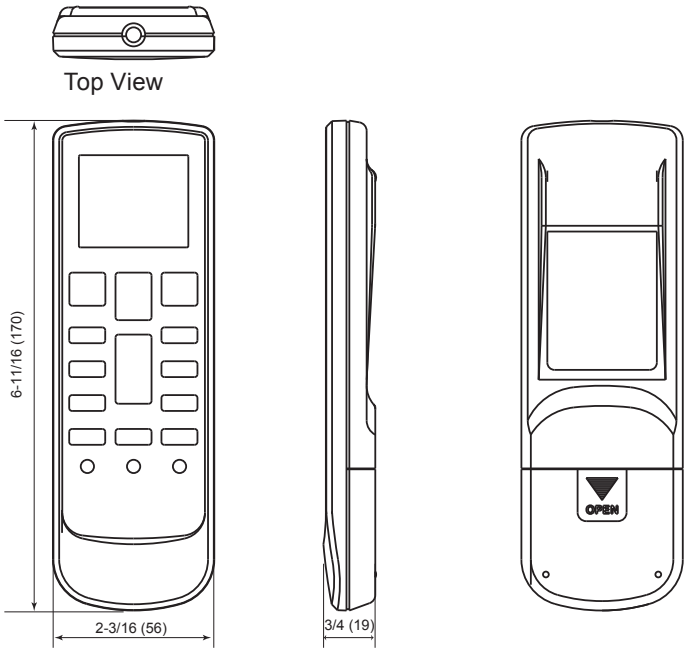

● Holder

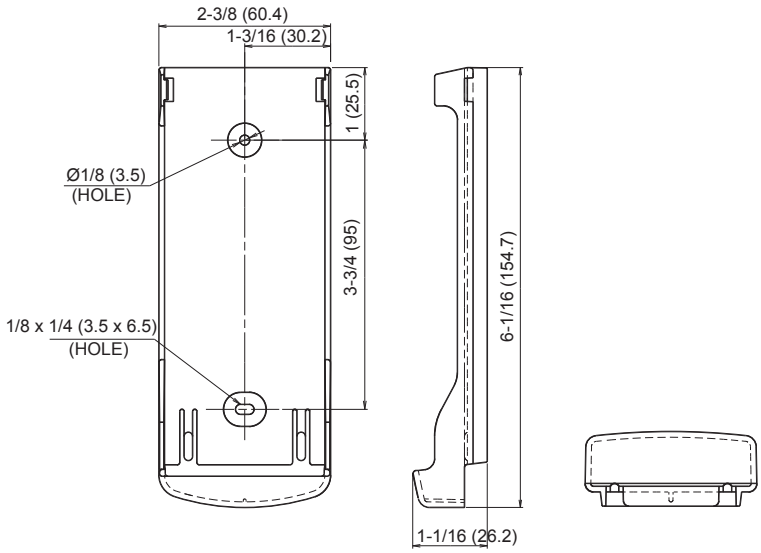

MULTI TYPE
2, 3, 4 ROOMS TYPE

■ PACKING LIST

Name and shape	Quantity	Application
Remote controller holder	1	Use as remote controller holder
Tapping screw 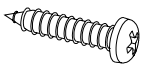	2	For remote controller holder installation
Battery [1.5V (R03 / AAA)] 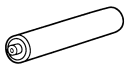	2	For remote controller

■ SPECIFICATIONS

Dimensions [H x W x D]: in. (mm)	6-11/16 (170) x 2-3/16 (56) x 3/4 (19)
Weight : oz. (g)	3 (85) [w/o batteries]

MULTI TYPE
2, 3, 4 ROOMS TYPE

■ MODEL: AR-RED1U

■ FEATURES

∗ 5 Mode timer setup
(ON / OFF / Weekly / Program / Sleep) are possible.

∗ Easy operation.

∗ Easy to change custom code (max. 4 custom codes) by button operation.

● Built-in timers

Select from five different timer programs (ON / OFF / Weekly / Program / Sleep).

● Weekly timer

Weekly timer can be easily set by wireless remote controller.
ON, OFF can be set up to 4 times in 1 day and up to 28 times in 1 week.

● Program timer

The program timer operates the on and off timer once within a 24 hour period.

● Sleep timer

The sleep timer function automatically corrects the temperature thermostat setting according to the timer setting to prevent excessive cooling and heating while sleeping.

Cooling operation/dry operation

When the sleep timer is set, the set temperature automatically rises 2°F (1°C) every hour. The set temperature can rise up to a maximum of 4°F (2°C).

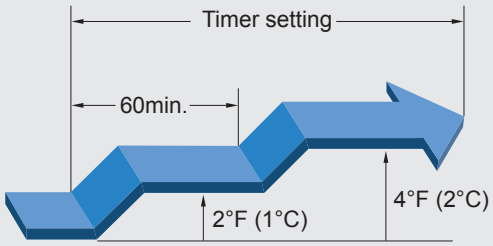

Heating operation

When the sleep timer is set, the set temperature automatically drops 2°F (1°C) every 30 minutes. The set temperature can drop to a maximum of 8°F (4°C).

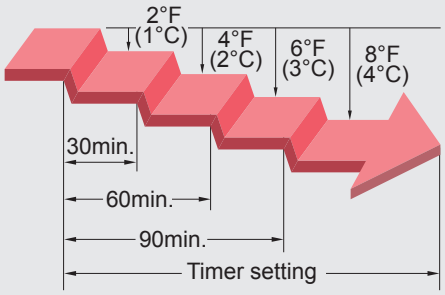

● Simple function setting

Setting of the air conditioner selection function is performed by remote controller.

● Switching remote controller custom code

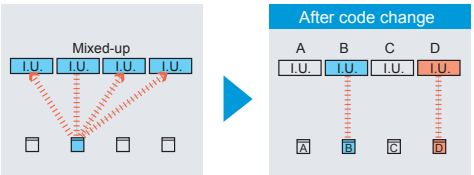

• Code selector switch eliminates unit being wrongly switched.
(Up to 4 custom codes can be set.)

*I.U.=Indoor unit

● To change the temperature unit

Easy to change the temperature unit (°F ↔ °C) by button operation.

MULTI TYPE
2, 3, 4 ROOMS TYPE

■ FUNCTIONS (AR-RED1U)

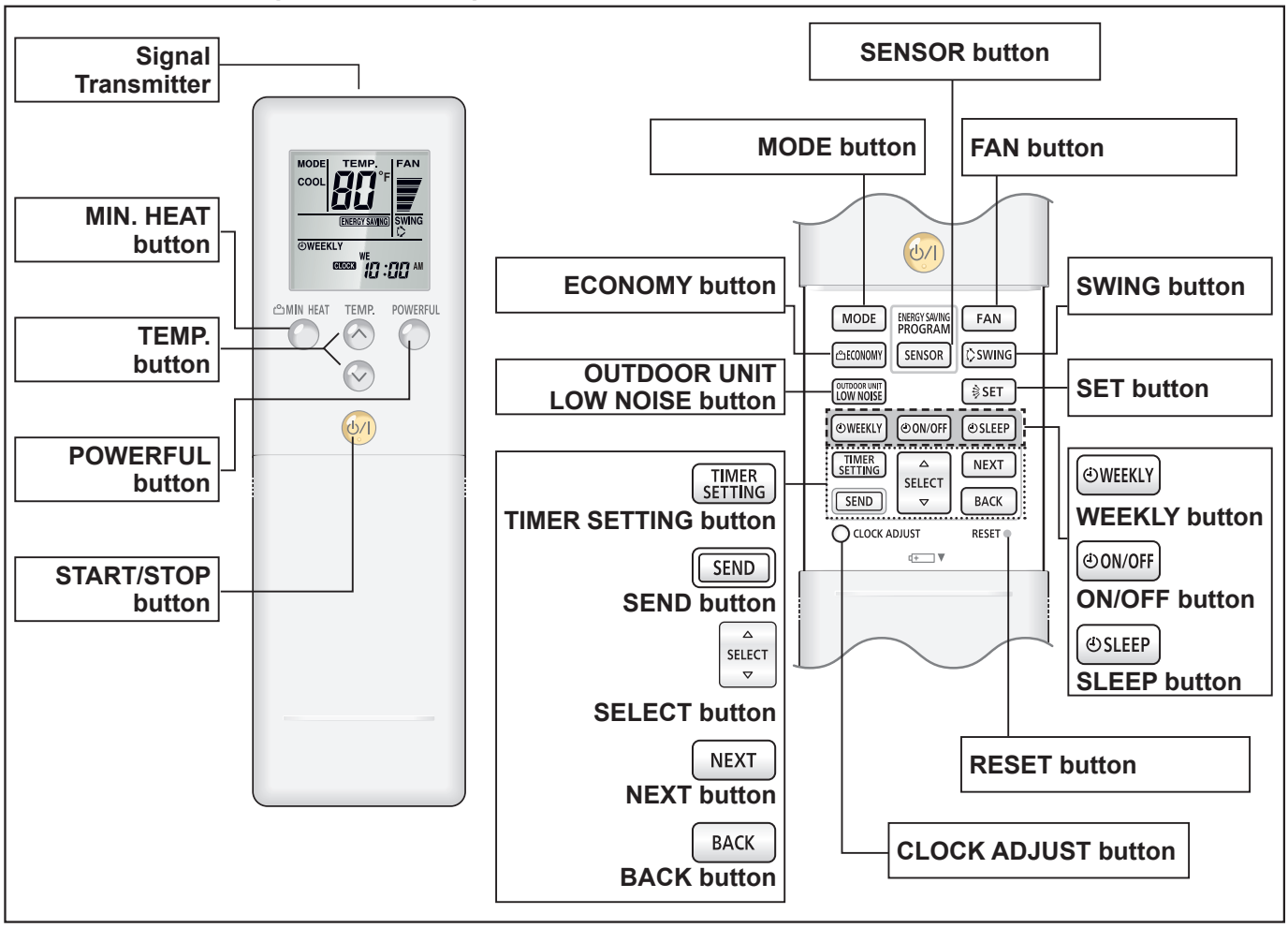

Display panel

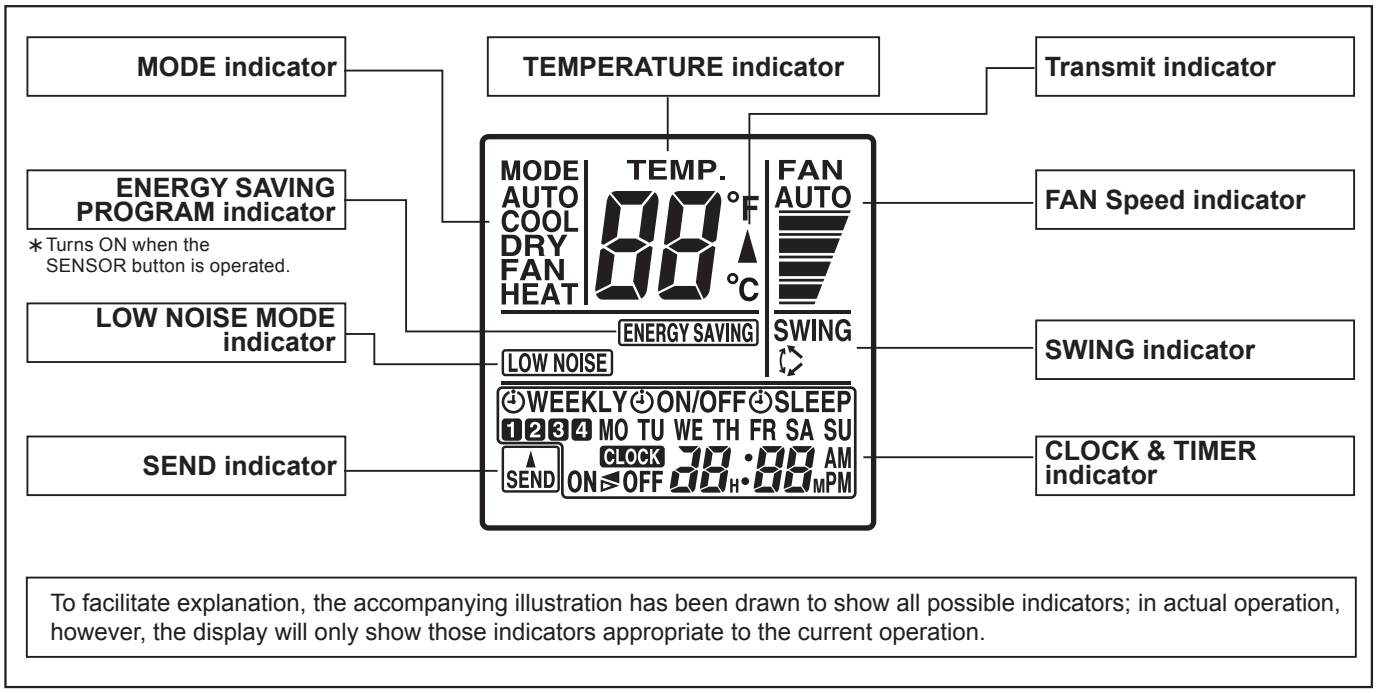

To facilitate explanation, the accompanying illustration has been drawn to show all possible indicators; in actual operation, however, the display will only show those indicators appropriate to the current operation.

Note: Functions will be different due to type of indoor unit.
For details, please see operation manual.

MULTI TYPE
2, 3, 4 ROOMS TYPE

■ SYSTEM DIAGRAM

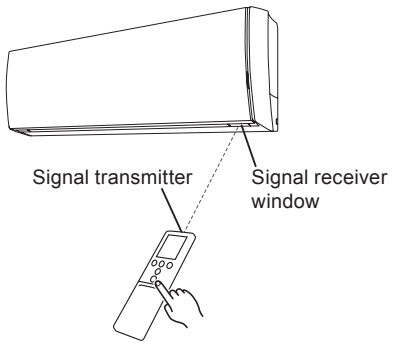

- Control signal might not be recognized in following cases:
  (i) A curtain or a wall, etc. exists between transmitter and receiver.
  (ii) There is an instant-start type (inverter type, etc.) fluorescent lamp in the room.
- Air conditioner might not work correctly when strong light hits the signal receiver window. Shut off the direct sunlight and also make illuminator far away from the receiver window.

■ DIMENSIONS

● Controller

[Unit: in.(mm)]

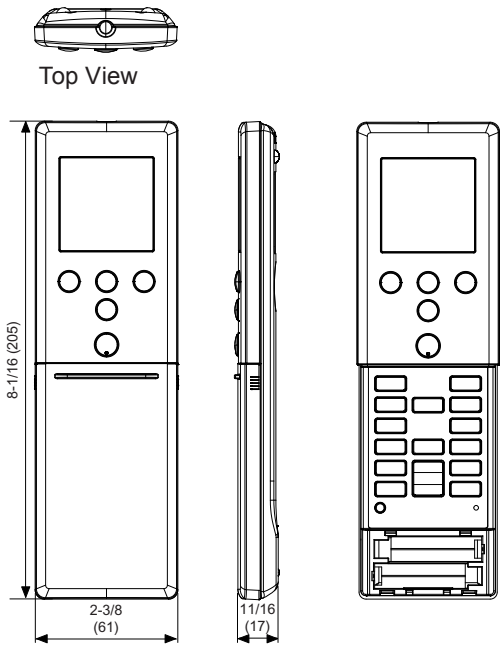

● Holder

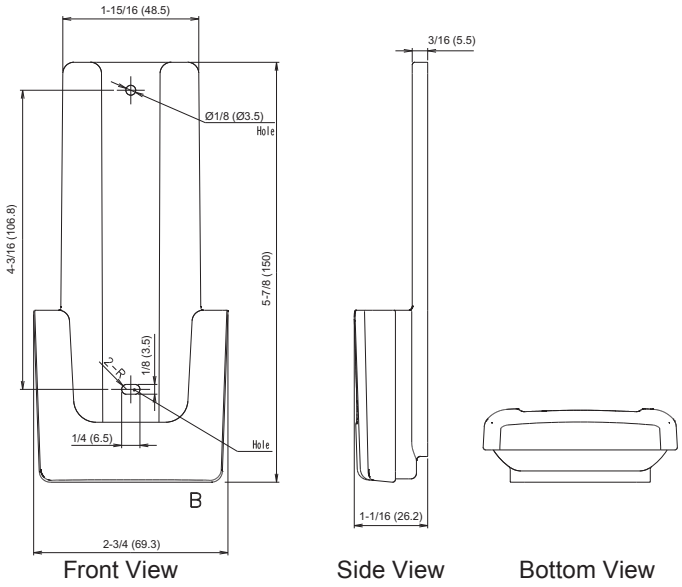

MULTI TYPE
2, 3, 4 ROOMS TYPE

■ PACKING LIST

Name and shape	Quantity	Application
Remote controller holder	1	Use as remote controller holder
Tapping screw 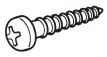	2	For remote controller holder installation
Battery [1.5V (LR03 / AAA)] 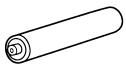	2	For remote controller

■ SPECIFICATIONS

Dimensions [H x W x D]: in.(mm)	8-1/16 (205) × 2-3/8 (61) ×11/16 (17)
Weight: oz.(g)	4.3 (122) [w/o batteries]

MULTI TYPE
2, 3, 4 ROOMS TYPE

■ MODEL: AR-REG1U

■ FEATURES

∗4 mode timer setup available (ON / OFF / PROGRAM / SLEEP).

∗Easy operation.

∗Easy to change custom code (max. 4 custom codes) by button operation.

● Built-in timers

Select from four different timer programs (On / Off / Program / Sleep).

● Program timer

The program timer operates the on and off timer once within a 24-hour period.

● Sleep timer

The sleep timer function automatically corrects the temperature thermostat setting according to the timer setting to prevent excessive cooling and heating while sleeping.

Cooling operation/dry operation

When the sleep timer is set, the set temperature automatically rises 2°F (1°C) every hour. The set temperature can rise up to a maximum of 4°F (2°C).

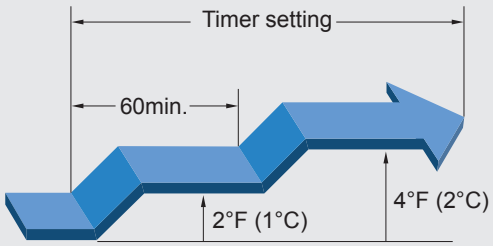

Heating operation

When the sleep timer is set, the set temperature automatically drops 2°F (1°C) every 30 minutes. The set temperature can drop to a maximum of 8°F (4°C).

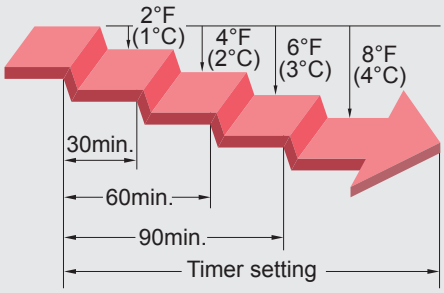

● Simple function setting

Setting of the air conditioner selection function is performed by remote controller.

● Switching remote controller custom code

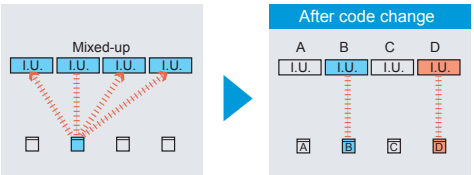

- Code selector switch eliminates unit being wrongly switched.
  (Up to 4 custom codes can be set.)

*I.U.=Indoor unit

● To change the temperature unit

Easy to change the temperature unit (°F ↔ °C) by button operation.

MULTI TYPE
2, 3, 4 ROOMS TYPE

■ FUNCTIONS (AR-REG1U)

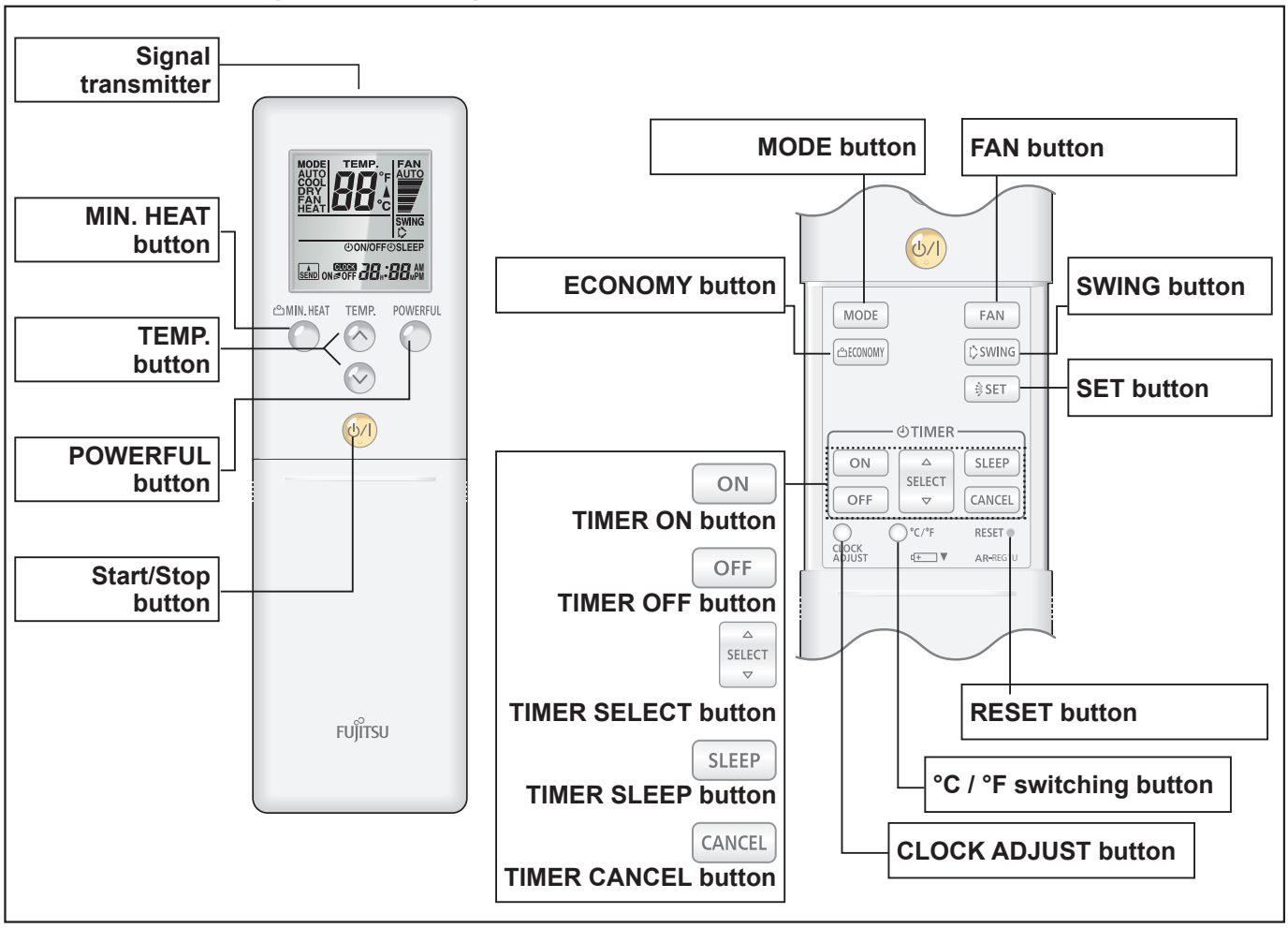

Display panel

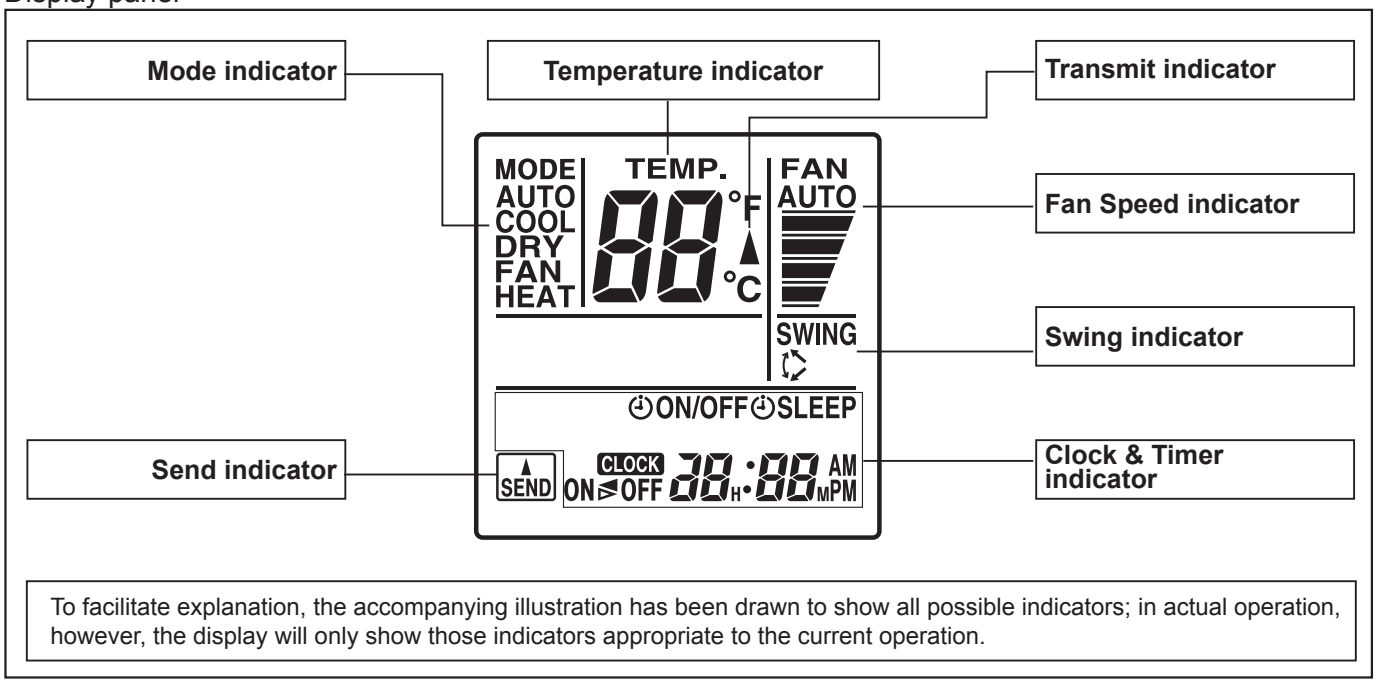

To facilitate explanation, the accompanying illustration has been drawn to show all possible indicators; in actual operation, however, the display will only show those indicators appropriate to the current operation.

■ SPECIFICATION

DIMENSIONS [H × W × D]: in. (mm)	8-1/16 (205) × 2-3/8 (61) × 11/16 (17)
WEIGHT oz. (g)	4.3 (122)
ACCESSORY	Holder

NOTE: Some button operations may not be available for all units or systems.
For details, refer to the operation manual.

MULTI TYPE
2, 3, 4 ROOMS TYPE

■ SYSTEM DIAGRAM

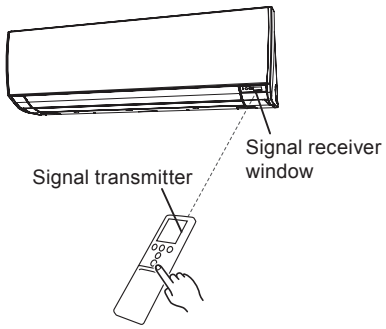

- Control signal might not be recognized in following cases:
  (i) A curtain or a wall, etc. exists between transmitter and receiver.
  (ii) There is an instant-start type (inverter type, etc.) fluorescent lamp in the room.
- Air conditioner might not work correctly when strong light hits the signal receiver window. Shut off the direct sunlight and also make illuminator far away from the receiver window.

■ DIMENSIONS

● Controller

[Unit: in.(mm)]

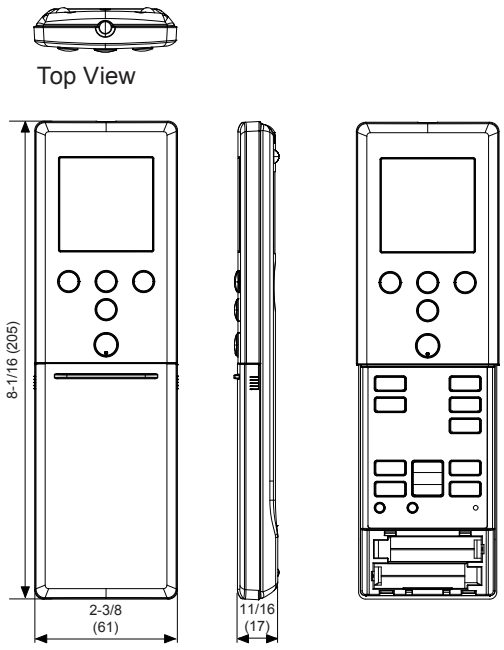

● Holder

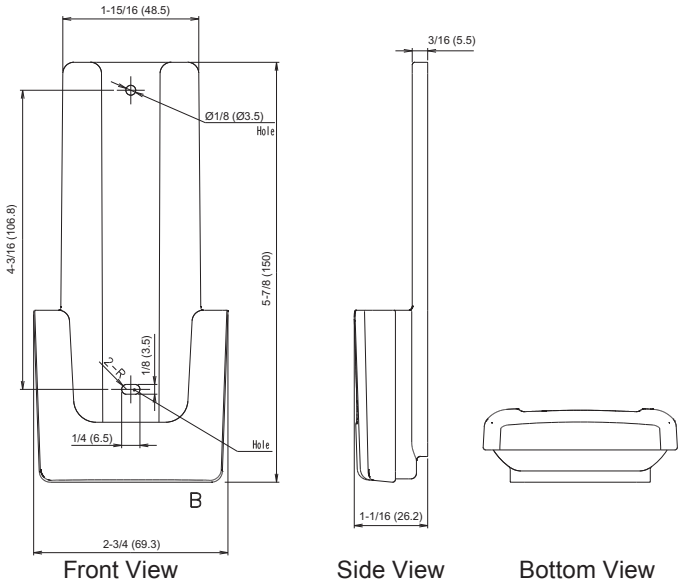

MULTI TYPE
2, 3, 4 ROOMS TYPE

■ PACKING LIST

Name and shape	Quantity	Application
Remote controller holder	1	Use as remote controller holder
Tapping screw 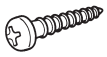	2	For remote controller holder installation
Battery [1.5V (LR03 / AAA)] 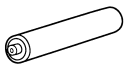	2	For remote controller

■ SPECIFICATIONS

Dimensions [H x W x D]: in.(mm)	8-1/16 (205) × 2-3/8 (61) × 11/16 (17)
Weight: oz.(g)	4.3 (122) [w/o batteries]

2-2. WIRED REMOTE CONTROLLER (For Compact cassette type, Slim duct type)

■ FEATURES

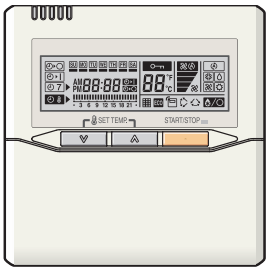

- Various timer setup (ON/OFF/WEEKLY) are possible.
- Equipped with weekly timer as standard function. (Start/Stop function is twice per day for a week)
- When setting up a timer, start/stop and a temperature setup can be changed.
- When a failure occurs,the error code is displayed.
- Error history.(Last 16 error codes can be accessed.)
- The room temperature can be controlled by being detective the temperature accurately with Built-in thermo sensor.

● Powerful features and compact size

Individual control + Thermo sensor + Weekly timer + Setback timer = Wired remote controller

● Accurate and comfortable

Indoor temperature can be detected accurately by the inclusion of a thermo sensor in the body of the wired controller.

Our system can correspond to various scenes.

This wired remote controller and the optional remote sensor allows flexibility in sensor location, and suitable for all requirements.

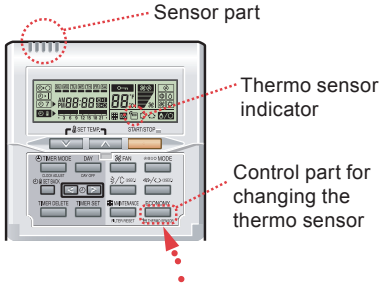

● Built-in timers

Weekly timer

Possible to set ON/OFF time to operate twice each day of the week.

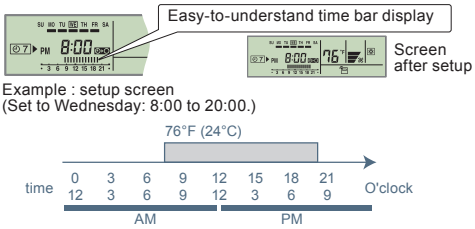

Setback timer

Possible to set temperature for two time spans and for each day of the week.

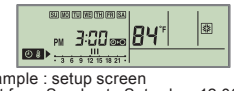

Example : setup screen
(Set from Sunday to Saturday: 12:00 to 15:00, 28 °C.)

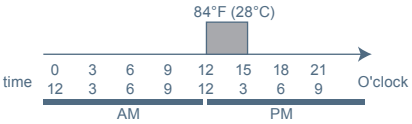

At "Weekly timer" + "Set back timer" setup

76°F → 84°F → 76°F
24°C → 28°C → 24°C

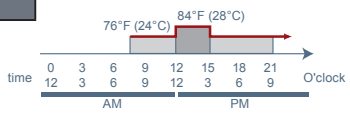

● Easy-to-understand operation

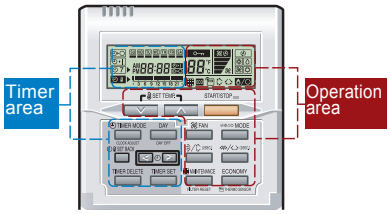

[Variable timer control]

The operation/display sections are zoned according to time and operation, enabling variable programming to match application.

● Simple installation

Components are compatible with standard switch boxes. Flat back surface allows equipment to be installed wherever it is needed.



MULTI TYPE
2, 3, 4 ROOMS TYPE

■ FUNCTIONS

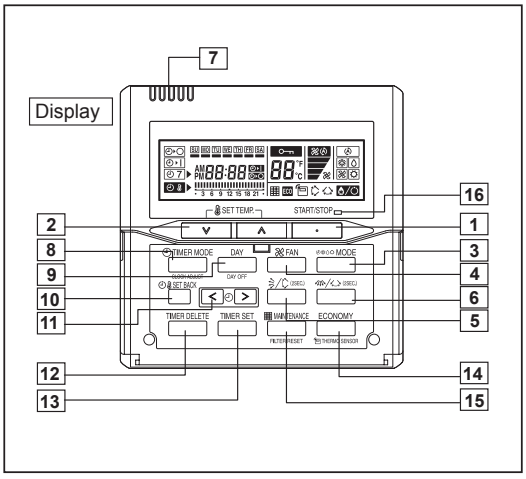

Display panel

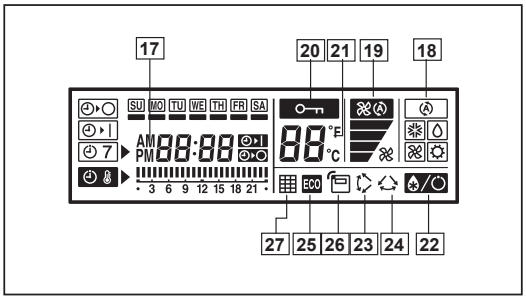

1 START/STOP button
Pressed to start and stop operation.

2 SET TEMP. button
Selects the setting temperature.

3 MODE button
Selects the operating mode (AUTO, COOL, DRY, FAN, HEAT).

4 FAN button
Selects the fan speed (AUTO, HIGH, MED, LOW, QUIET).

5 Vertical air flow direction and swing button
Press for two seconds to change the swing mode

6 Horizontal air flow direction and swing button
Press for two seconds to change the swing mode.

7 Built-in thermo sensor
Detect room temperature.

8 TIMER MODE (CLOCK ADJUST) button
Selects the timer mode (OFF TIMER, ON TIMER, WEEKLY TIMER)
Set the current time.

9 DAY (DAY OFF) button
Temporarily cancels of one day timer.

10 SET BACK button
Pressed select the set back timer.

11 SET TIME button
Pressed to select the set back timer.

12 TIMER DELETE button
The schedule of a weekly timer is deleted.

13 TIME SET button
Sets the date, hour, minute and on-off time.

14 ECONOMY (THERMO SENSOR) button

15 FILTER RESET button

16 Operation lamp
Lights during operation and when the timer is on.

17 Timer and clock indicator

18 Operation mode indicator

19 Fan speed indicator

20 Operation lock indicator

21 Temperature indicator
Displayed temperature is set temperature.

22 Defrost indicator
Indicates during the oil recovery and defrosting operation.

23 Vertical swing indicator

24 Horizontal swing indicator

25 Economy indicator

26 Thermo sensor indicator

27 Filter indicator

Note: Functions will be different due to type of indoor unit.
For details, please see operation manual.

MULTI TYPE
2, 3, 4 ROOMS TYPE

■ SYSTEM DIAGRAM

●1 remote controller

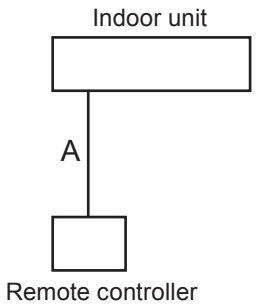

●2 remote controllers

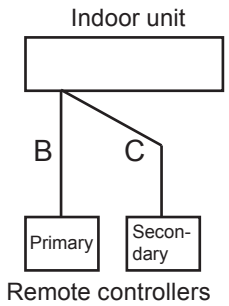

A , B , C : Remote controller cable.
A ≦1,640ft (500m) ; B+C ≦1,640ft (500m)

■ ELECTRICAL WIRING

●1 remote controller

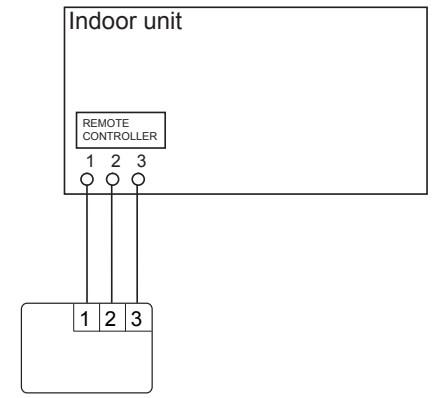

●2 remote controllers

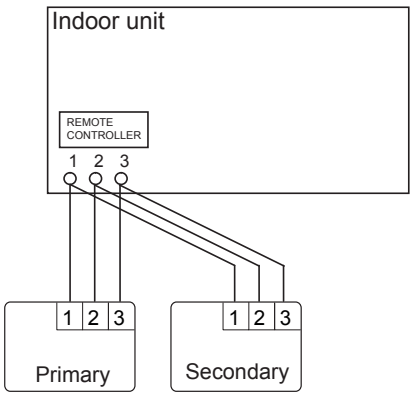

1 (RED) : 12V
2 (WHITE) : Signal
3 (BLACK) : COM

■ DIMENSIONS

Unit : in. (mm)

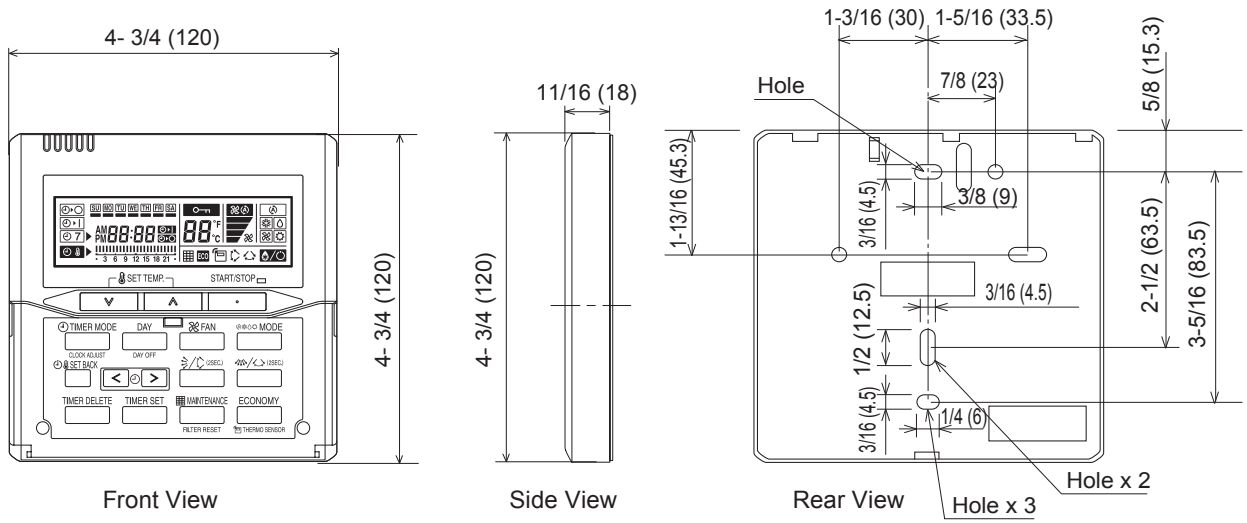

MULTI TYPE
2, 3, 4 ROOMS TYPE

■ INSTALLATION

● Connection Pattern

Note: Connection pattern is different according to type of Indoor unit.

Indoor unit types		Connection Pattern
Compact Cassette type		Pattern A
Slim Duct type		
Wall Mounted type	ASU7RLF1, ASU9RLF1, ASU12RLF1	Pattern B
	ASU7RLF, ASU9RLF, ASU12RLF	
	ASU9RLS2, ASU12RLS2, ASU15RLS2	
	ASU18RLF, ASU24RLF	Pattern C
Floor type		

● Pattern A

Connect the end of remote controller cable directly to the exclusive terminal block.

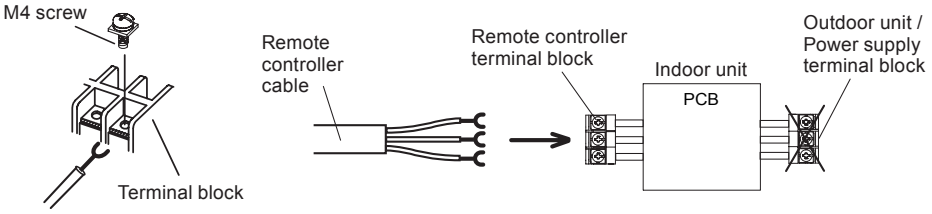

Note: It may be failed if it is connected to the outdoor unit or the terminal block for power supply.

● Pattern B

1) Modify the remote controller cable as per below methods.

- Use a tool to cut off the terminal on the end of the remote controller cable and then remove the insulation from the cut end of the cable as shown in Fig.
- Connect the remote controller cable and connecting cable as shown in Fig.
- Be sure to insulate the connection between the cables.

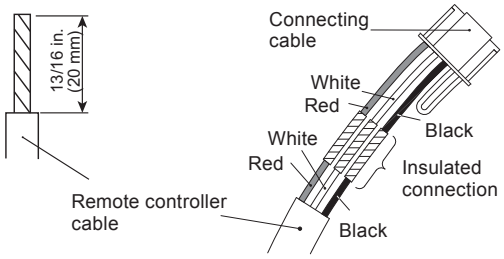

2) Method of connecting remote controller cable

- Connecting cable made by above-mentioned 1) is connected with terminal (*1) of optional communication kit.
- Cable connected with terminal (*2) of communication kit is connected with PCB of Indoor unit.

*1: CN305 (for ASU7RLF, ASU9RLF, ASU12RLF: UTY-XCBXZ1)
CNC01 (for ASU9RLS2, ASU12RLS2, ASU15RLS2: UTY-TWBXF)
CNC01 (for ASU7RLF1, ASU9RLF1, ASU12RLF1: UTY-XCBXZ2)
*2: CN301 (for ASU7RLF, ASU9RLF, ASU12RLF: UTY-XCBXZ1)
CND01 (for ASU9RLS2, ASU12RLS2, ASU15RLS2: UTY-TWBXF)
CND01 (for ASU7RLF1, ASU9RLF1, ASU12RLF1: UTY-XCBXZ2)

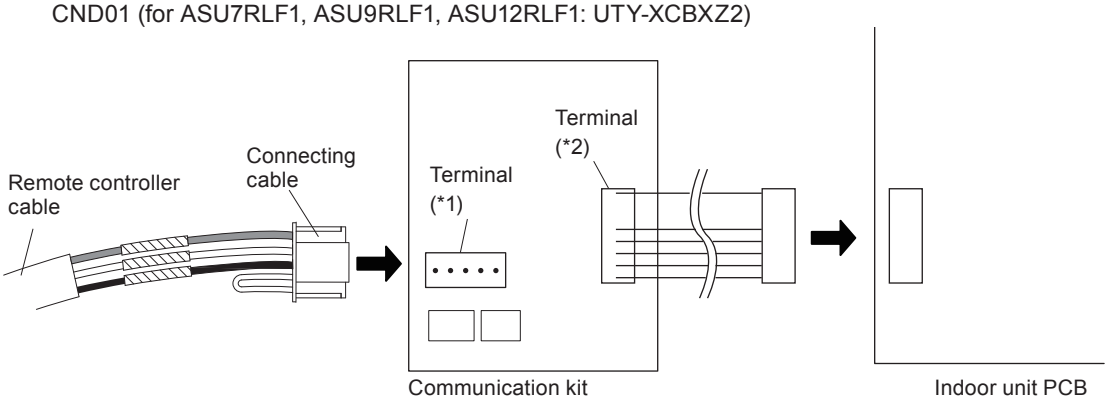

MULTI TYPE
2, 3, 4 ROOMS TYPE

● Pattern C

1) Modify the remote controller cable as per below methods.

- Use a tool to cut off the terminal on the end of the remote controller cable and then remove the insulation from the cut end of the cable as shown in Fig.
- Connect the remote controller cable and connecting cable as shown in Fig.
- Be sure to insulate the connection between the cables.

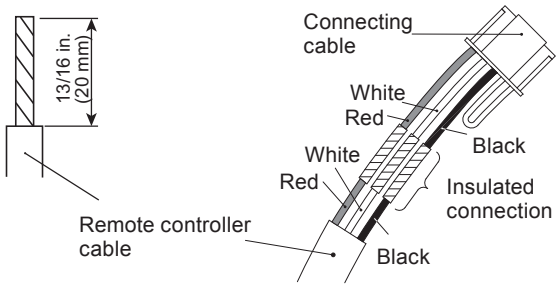

2) Method of connecting remote controller cable

- Connecting cable made by above-mentioned 1) is connected with PCB of Indoor unit.

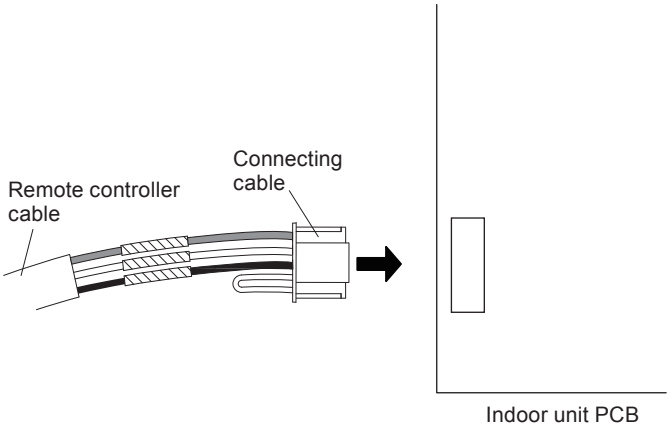

MULTI TYPE
2, 3, 4 ROOMS TYPE

■ PACKING LIST

Name and shape	Quantity	Application
Remote controller cable [33ft(10m)]	1	For connecting the remote controller
Screw (M4 x 16mm)	2	For installing the remote controller
Binder	1	For remote controller and remote controller cable binding
Connecting cable *1	1	For connecting the remote controller cable to the Wall mounted type indoor unit
Screw *1 (M4 x 14mm)	1	For installing the remote controller cable to the indoor unit
Cable clamper *1	1	For installing the remote controller cable to the indoor unit
Installation manual	1	
Operating manual	1	

*1: Use only if the remote controller cable must be modified for the indoor unit model.

■ WIRING SPECIFICATIONS

Use	Cable size	Wire type	Remarks
Remote controller cable	22AWG (0.33 mm^2)	Polar 3 core	Use sheathed PVC cable

■ SPECIFICATIONS

Dimensions [H x W x D]: in.(mm)	4-3/4 (120) x 4-3/4 (120) x 11/16 (18)
Weight: oz. (g)	5.6 (160)

■ PART (OPTIONAL)

	Wall mounted type		
Model name	ASU7RLF ASU9RLF ASU12RLF	ASU9RLS2 ASU12RLS2 ASU15RLS2	ASU7RLF1 ASU9RLF1 ASU12RLF1
	UTY-XCBXZ1	UTY-TWBXF	UTY-XCBXZ2

*The communication kit is needed for connecting the wired remote controller to the Wall mounted type.

3. SPECIFICATIONS

3-1. COMPACT CASSETTE TYPE

Model name					AUU7RLF	AUU9RLF	AUU12RLF	AUU18RLF
Power source					1ø 208/230V 60Hz			
Available voltage range					187-264V			
Capacity					7,000 Btu/h class	9,000 Btu/h class	12,000 Btu/h class	18,000 Btu/h class
Input power				W	18	18	23	39
Running current				A	0.15	0.15	0.19	0.30
Fan	Airflow rate	Cooling	High	CFM (m^3/h)	318 (540)	318 (540)	359 (610)	441 (750)
			Med		288 (490)	288 (490)	312 (530)	359 (610)
			Low		259 (440)	259 (440)	277 (470)	306 (520)
			Quiet		230 (390)	230 (390)	241 (410)	241 (410)
		Heating	High		318 (540)	318 (540)	359 (610)	471 (800)
			Med		288 (490)	288 (490)	312 (530)	418 (710)
			Low		259 (440)	259 (440)	277 (470)	353 (600)
			Quiet		230 (390)	230 (390)	241 (410)	265 (450)
	Fan Type × Q'ty				Turbo × 1			
	Fan Motor Output			W	54			
Sound pressure level *		Cooling	High	dB (A)	33	33	37	42
			Med		31	31	33	37
			Low		29	29	31	33
			Quiet		27	27	28	29
		Heating	High		34	34	37	44
			Med		32	32	33	40
			Low		29	29	31	37
			Quiet		27	27	28	30
Heat exchanger	Dimension (H × W × D)			in. (mm)	8-1/4 × 51-9/16 × 1/2 + 8-1/4 × 49-3/16 × 1/2 (210 × 1310 × 13.3 + 210 × 1250 × 13.3)			
	Fin pitch			FPI	21			
	Rows × Stages				2 × 10			
	Pipe type				Copper tube			
	Fin Type				Aluminum			
Dimensions (H × W × D)	Net			in. (mm)	9-5/8 × 22-7/16 × 22-7/16 (245 × 570 × 570)			
	Gross				10-7/16 × 28-3/4 × 24-5/8 (265 × 730 × 625)			
Weight	Net			lbs. (kg)	33 (15)			
	Gross				40 (18)			
Connection pipe	Size	Liquid		in. (mm)	Ø1/4 (Ø6.35)			
		Gas			Ø3/8 (Ø9.52)			Ø1/2 (Ø12.70)
	Method				Flare			
Operation range		Cooling		°F (°C)	64 to 90 (18 to 32)			
				%RH	80 or less			
		Heating		°F (°C)	60 to 88 (16 to 31)			
Drain hose	Material				HARD PVC			
	size			in. [mm]	Ø 1(I.D.), Ø 1-1/4(O.D.) [Ø 25 (I.D.), Ø 32 (O.D.)]			
Cassette grille	Model name				UTG-CCGF			
	Material				PS			
	Color				WHITE (Approximate colour of MUNSELL N 9.25 /)			
	Dimensions (H × W × D)		Net	in. (mm)	1-15/16 × 27-9/16 × 27-9/16 (49 × 700 × 700)			
			Gross		4-3/4 × 30-1/8 × 29-3/4 (120 × 765 × 755)			
	Weight		Net	lbs. (kg)	5.7 (2.6)			
			Gross		10 (4.5)			
Remote controller type					Wired [Wireless(option)]			

NOTE :

• The protective function might work when using it outside the operation range.

*: These are the measured values in the manufacturer's anechoic chamber.

Because of the surrounding sound environment, the sound levels measured in actual installation conditions might be higher than the specified values here.

MULTI TYPE
2, 3, 4 ROOMS TYPE

3-2. SLIM DUCT TYPE

Model name					ARU7RLF	ARU9RLF	ARU12RLF	ARU18RLF	ARU24RLF
Power source					1ø 208/230V 60Hz				
Available voltage range					187-264V				
Capacity					7,000 Btu/h class	9,000 Btu/h class	12,000 Btu/h class	18,000 Btu/h class	24,000 Btu/h class
Input power				W	33	49	58	73	111
Running current				A	0.30	0.30	0.35	0.44	0.66
Fan	Airflow rate	Cooling	High	CFM (m^3/h)	324 (550)	353 (600)	383 (650)	554 (940)	783 (1,330)
			Med		288 (490)	324 (550)	353 (600)	518 (880)	730 (1,240)
			Low		277 (470)	294 (500)	324 (550)	483 (820)	648 (1,100)
			Quiet		259 (440)	265 (450)	283 (480)	442 (750)	607 (1,030)
		Heating	High		324 (550)	353 (600)	383 (650)	554 (940)	783 (1,330)
			Med		288 (490)	324 (550)	353 (600)	518 (880)	730 (1,240)
			Low		277 (470)	294 (500)	324 (550)	483 (820)	648 (1,100)
			Quiet		259 (440)	265 (450)	283 (480)	442 (750)	607 (1,030)
	Fan type × Q'ty				Sirocco × 2			Sirocco × 3	Sirocco × 4
	Fan motor output			W	80	81	81	81	81
Recommended static pressure				in.WG(Pa)	0 to 0.36 (0 to 90)	0 to 0.36 (0 to 90)	0 to 0.36 (0 to 90)	0 to 0.36 (0 to 90)	0 to 0.20 (0 to 50)
Sound pressure level *		Cooling	High	dB(A)	28	28	29	32	33
			Med		26	27	28	31	32
			Low		25	26	27	30	30
			Quiet		24	25	26	29	29
		Heating	High		28	28	29	33	35
			Med		26	26	28	32	34
			Low		25	25	27	31	32
			Quiet		24	24	24	29	29
Heat exchanger	Dimension (H × W × D)			in. (mm)	11-9/16 × 19-11/16 × 1-1/16 (294 × 500 × 26.6)	11-9/16 × 19-11/16 × 1-9/16 (294 × 500 × 39.9)		11-9/16 × 27-9/16 × 1-9/16 (294 × 700 × 39.9)	11-9/16 × 35-7/16 × 1-9/16 (294 × 900 × 39.9)
	Fin pitch			FPI	20				
	Rows × Stages				2 × 14	3 × 14			
	Pipe type				Copper tube				
	Fin Type				Aluminum				
Enclosure	Material				GALVANIZED STEEL SHEET				
	Color				-				
Dimensions (H × W ×D)	Net			in. (mm)	7-13/16 x 27-9/16 x 24-7/16 (198 × 700 × 620)			7-13/16 x 35-7/16 x 24-7/16 (198 × 900 × 620)	7-13/16 x 43-5/16 x 24-7/16 (198 × 1,100 × 620)
	Gross				10-13/16 x 37-3/16 x 30-3/8 (274 × 945 × 772)			10-13/16 x 45-1/16 x 30-3/8 (274 × 1,145 × 772)	10-13/16 x 52-15/16 x 30-3/8 (274 × 1,345 × 772)
Weight	Net			lbs. (kg)	37 (17)	40 (18)		49 (22)	55 (25)
	Gross				49 (22)	51 (23)		60 (27)	68 (31)
Connection pipe	Size	Liquid		in. (mm)	Ø1/4 (Ø6.35)				
		Gas			Ø3/8 (Ø9.52)			Ø1/2 (Ø12.70)	Ø5/8 (Ø15.88)
	Method				Flare				
Drain hose	Material				HARD PVC				
	size			in. [mm]	Ø 1(I.D.), Ø 1-1/4(O.D.) [Ø 25(I.D.), Ø 32(O.D.)]				
Operation range		Cooling		°F (°C)	64 to 90 (18 to 32)				
				%RH	80 or less				
		Heating		°F (°C)	60 to 88 (16 to 31)				
Remote controller type					Wired [Wireless(option)]				

NOTE :

- Specifications are based on the following conditions.
  Standard static pressure : 0.10in.WG (25Pa)
- The protective function might work when using it outside the operation range.

*: These are the measured values in the manufacturer's anechoic chamber.
Because of the surrounding sound environment, the sound levels measured in actual installation conditions might be higher than the specified values here.

MULTI TYPE
2, 3, 4 ROOMS TYPE

3-3. WALL MOUNTED TYPE

Model name					ASU7RLF1	ASU9RLF1	ASU12RLF1
Power source					1ø 208/230V 60Hz		
Available voltage range					187-264V		
Capacity					7,000 Btu/h class	9,000 Btu/h class	12,000 Btu/h class
Input power				W	15	17	22
Running current				A	0.13	0.15	0.19
Fan	Airflow rate	Cooling	High	CFM (m^3/h)	330 (560)	353 (600)	388 (660)
			Med		294 (500)	306 (520)	330 (560)
			Low		253 (430)	253 (430)	265 (450)
			Quiet		182 (310)	182 (310)	182 (310)
		Heating	High		330 (560)	353 (600)	388 (660)
			Med		294 (500)	306 (520)	330 (560)
			Low		253 (430)	253 (430)	277 (470)
			Quiet		194 (330)	194 (330)	194 (330)
	Fan type × Q'ty				Cross flow × 1		
	Fan motor output			W	30	30	30
Sound pressure level *		Cooling	High	dB(A)	36	37	40
			Med		32	33	36
			Low		29	29	30
			Quiet		21	21	21
		Heating	High		36	37	40
			Med		32	33	36
			Low		29	29	31
			Quiet		22	22	22
Heat exchanger	Dimension (H × W × D)			in.(mm)	Main: 12-5/8 x 24-13/16 x 13/16 (320 x 630 x 20) Sub: 3-5/16 x 24-13/16 x 1/2 (84 x 630 x 13.3)		
	Fin pitch			FPI	Main: 23, Sub: 18		
	Rows × Stages				Main: 2 x 20, Sub: 1 x 4		
	Pipe type				Copper tube		
	Fin Type				Aluminum		
Enclosure	Material				Polystyrene		
	Color				WHITE (Approximate color of MUNSELL N9.25 /)		
Dimensions (H × W ×D)	Net			in. (mm)	10-9/16 × 33-1/16 × 8 (268 × 840 × 203)		
	Gross				10-5/8 × 34-13/16 × 14-3/4 (270 × 884 × 336)		
Weight	Net			lbs. (kg)	19 (8.5)		
	Gross				23 (10.5)		
Connection pipe	Size	Liquid		in.(mm)	Ø1/4 (Ø6.35)		
		Gas			Ø3/8 (Ø9.52)		
	Method				Flare		
Drain hose	Material				PP + LLDPE		
	size			in. [mm]	Ø 9/16(I.D.), Ø 5/8 to Ø 11/16(O.D.) [Ø 13.8(I.D.), Ø 15.8 to Ø 16.7(O.D.)]		
Operation range		Cooling		°F (°C)	64 to 90 (18 to 32)		
				%RH	80 or less		
		Heating		°F (°C)	60 to 86 (16 to 30)		
Remote controller type					Wireless [Wired(option)]		

NOTE :

• The protective function might work when using it outside the operation range.

*: These are the measured values in the manufacturer's anechoic chamber.

Because of the surrounding sound environment, the sound levels measured in actual installation conditions might be higher than the specified values here.

MULTI TYPE
2, 3, 4 ROOMS TYPE

Model name					ASU7RLF	ASU9RLF	ASU12RLF
Power source					1ø 208/230V 60Hz		
Available voltage range					187-264V		
Capacity					7,000 Btu/h class	9,000 Btu/h class	12,000 Btu/h class
Input power				W	15	17	22
Running current				A	0.13	0.15	0.19
Fan	Airflow rate	Cooling	High	CFM (m^3/h)	330 (560)	353 (600)	388 (660)
			Med		294 (500)	306 (520)	330 (560)
			Low		253 (430)	253 (430)	265 (450)
			Quiet		200 (340)	200 (340)	200 (340)
		Heating	High		330 (560)	353 (600)	388 (660)
			Med		294 (500)	306 (520)	330 (560)
			Low		253 (430)	253 (430)	277 (470)
			Quiet		206 (350)	206 (350)	206 (350)
	Fan type × Q'ty				Cross flow × 1		
	Fan motor output			W	30	30	30
Sound pressure level *		Cooling	High	dB(A)	36	37	40
			Med		32	33	36
			Low		29	29	30
			Quiet		25	25	25
		Heating	High		36	37	40
			Med		32	33	36
			Low		29	29	31
			Quiet		25	25	25
Heat exchanger	Dimension (H × W × D)			in.(mm)	Main: 12-5/8 x 24-13/16 x 13/16 (320 x 630 x 20) Sub: 3-5/16 x 24-13/16 x 1/2 (84 x 630 x 13.3)		
	Fin pitch			FPI	Main: 23, Sub: 18		
	Rows × Stages				Main: 2 x 20, Sub: 1 x 4		
	Pipe type				Copper tube		
	Fin Type				Aluminum		
Enclosure	Material				Polystyrene		
	Color				WHITE (Approximate color of MUNSELL N9.25 /)		
Dimensions (H × W ×D)	Net			in. (mm)	11-1/16 × 31-1/16 × 8 (280 × 790 × 203)		
	Gross				10-3/8 × 33-1/16 × 14-3/4 (263 × 840 × 375)		
Weight	Net			lbs. (kg)	18 (8)		
	Gross				23 (10.5)		
Connection pipe	Size	Liquid		in.(mm)	Ø1/4 (Ø6.35)		
		Gas			Ø3/8 (Ø9.52)		
	Method				Flare		
Drain hose	Material				PP + LLDPE		
	size			in. [mm]	Ø 9/16(I.D.), Ø 5/8 to Ø 11/16(O.D.) [Ø 13.8(I.D.), Ø 15.8 to Ø 16.7(O.D.)]		
Operation range		Cooling		°F (°C)	64 to 90 (18 to 32)		
				%RH	80 or less		
		Heating		°F (°C)	60 to 88 (16 to 31)		
Remote controller type					Wireless [Wired(option)]		

NOTE :

• The protective function might work when using it outside the operation range.

*: These are the measured values in the manufacturer's anechoic chamber.

Because of the surrounding sound environment, the sound levels measured in actual installation conditions might be higher than the specified values here.

MULTI TYPE
2, 3, 4 ROOMS TYPE

Model name					ASU9RLS2	ASU12RLS2	ASU15RLS2
Power source					208/230V~ 60Hz		
Available voltage range					187-264V		
Capacity					9,000 Btu/h class	12,000 Btu/h class	14,000 Btu/h class
Input power				W	16	19	23
Running current				A	0.14	0.17	0.20
Fan	Airflow rate	Cooling	High	CFM (m^3/h)	353 (600)	388 (660)	418 (710)
			Med		324 (550)	353 (600)	377 (640)
			Low		277 (470)	312 (530)	336 (570)
			Quiet		194 (330)	194 (330)	230 (390)
		Heating	High		353 (600)	388 (660)	418 (710)
			Med		324 (550)	353 (600)	377 (640)
			Low		277 (470)	312 (530)	347 (590)
			Quiet		194 (330)	194 (330)	253 (430)
	Fan type × Q'ty				Cross flow ×1		
	Fan motor output			W	36		
Sound pressure level *		Cooling	High	dB(A)	36	37	41
			Med		32	34	36
			Low		28	31	33
			Quiet		21	21	25
		Heating	High		36	37	41
			Med		32	34	36
			Low		28	31	34
			Quiet		21	21	27
Heat exchanger	Dimension (H × W × D)			in. (mm)	Main: 12-5/8 × 27-3/16 × 13/16 (320 × 690 × 20) Sub: 3-5/16 × 27-3/16 × 1/2 (84 × 690 × 13.3)		
	Fin pitch			FPI	Main: 23, Sub: 18		
	Rows × Stages				Main: 2 x 20, Sub: 1 x 4		
	Pipe type				Copper tube		
	Fin Type				Aluminum		
Enclosure	Material				Polystyrene		
	Color				WHITE (Approximate colour of MUNSELL N9.3/)		
Dimensions (H × W × D)	Net			in.(mm)	11-1/8 × 34-1/4 × 7-5/16 (282 x 870 x 185)		
	Gross				9-3/4 × 36-1/4 × 14-11/16 (247 x 920 x 373)		
Weight	Net			lbs. (kg)	21(9.5)		
	Gross				27(12)		
Connection pipe	Size	Liquid		in. (mm)	Ø 1/4(Ø 6.35)		
		Gas			Ø 3/8(Ø 9.52)		Ø 1/2(Ø 12.70)
	Method				Flare		
Drain hose	Material				PP + LLDPE		
	size			in. [mm]	Ø 9/16(I.D.), Ø 5/8 to Ø11/16(O.D.) [Ø 13.8(I.D.), Ø 15.8 to Ø 16.7(O.D.)]		
Operation range		Cooling		°F (°C)	64 to 90 (18 to 32)		
				%RH	80 or less		
		Heating		°F (°C)	60 to 88 (16 to 31)		
Remote controller type					Wireless [Wired(option)]		

NOTE :

• The protective function might work when using it outside the operation range.

*: These are the measured values in the manufacturer's anechoic chamber.

Because of the surrounding sound environment, the sound levels measured in actual installation conditions might be higher than the specified values here.

MULTI TYPE
2, 3, 4 ROOMS TYPE

Model name					ASU18RLF	ASU24RLF
Power source					1ø 208/230V 60Hz	
Available voltage range					187-264V	
Capacity					18,000 Btu/h class	24,000 Btu/h class
Input power				W	41	69
Running current				A	0.32	0.53
Fan	Airflow rate	Cooling	High	CFM (m^3/h)	542 (920)	659 (1,120)
			Med		436 (740)	530 (900)
			Low		365 (620)	436 (740)
			Quiet		324 (550)	365 (620)
		Heating	High		542 (920)	647 (1,100)
			Med		436 (740)	530 (900)
			Low		365 (620)	436 (740)
			Quiet		324 (550)	365 (620)
	Fan type × Q'ty				Cross flow ×1	
	Fan motor output			W	42	42
Sound pressure level *		Cooling	High	dB(A)	43	49
			Med		37	42
			Low		33	37
			Quiet		31	33
		Heating	High		44	48
			Med		37	42
			Low		33	37
			Quiet		31	33
Heat exchanger	Dimension (H × W × D)			in. (mm)	Main:15-7/8 x 33-3/4 x 1-1/16 (378 x 832 x 26.6) Sub:3-5/16 x 33-3/4 x 1/2 (84 x 832 x 13.3)	
	Fin pitch			FPI	Main: 21, Sub: 18	
	Rows × Stages				Main: 2 x 18, Sub: 1 x 4	
	Pipe type				Copper tube	
	Fin Type				Aluminum	
Enclosure	Material				Polystyrene	
	Color				WHITE (Approximate color of MUNSELL N9.25 /)	
Dimensions (H × W × D)	Net			mm	12-5/8 x 39-1/4 x 9 (320 × 998 × 228)	
	Gross				12-9/16 x 42-15/16 x 16-7/8 (319 × 1,090 × 429)	
Weight	Net			lbs. (kg)	31 (14)	31 (14)
	Gross				40 (18)	40 (18)
Connection pipe	Size	Liquid		in. (mm)	Ø1/4 (Ø6.35)	
		Gas			Ø1/2 (Ø12.70)	Ø5/8 (Ø15.88)
	Method				Flare	
Drain hose	Material				PVC	
	size			in. [mm]	Ø 1/2(I.D.), Ø 5/8(O.D.) [Ø 12(I.D.), Ø 16(O.D.)]	
Operation range		Cooling		°F (°C)	64 to 90 (18 to 32)	
				%RH	80 or less	
		Heating		°F (°C)	60 to 88 (16 to 31)	
Remote controller type					Wireless [Wired(option)]	

NOTE :

• The protective function might work when using it outside the operation range.

*: These are the measured values in the manufacturer's anechoic chamber.

Because of the surrounding sound environment, the sound levels measured in actual installation conditions might be higher than the specified values here.

MULTI TYPE
2, 3, 4 ROOMS TYPE

3-4. FLOOR TYPE

Model name					AGU9RLF	AGU12RLF	AGU15RLF
Power source					1ø 208/230V 60Hz		
Available voltage range					187-264V		
Capacity					9,000 Btu/h class	12,000 Btu/h class	14,000 Btu/h class
Input power				W	16	20	23
Running current				A	0.15	0.18	0.20
Fan	Airflow rate	Cooling	High	CFM (m^3/h)	312 (530)	353 (600)	383 (650)
			Med		259 (440)	288 (490)	306 (520)
			Low		212 (360)	224 (380)	235 (400)
			Quiet		159 (270)	159 (270)	159 (270)
		Heating	High		312 (530)	353 (600)	383 (650)
			Med		270 (460)	300 (510)	318 (540)
			Low		224 (380)	241 (410)	253 (430)
			Quiet		159 (270)	159 (270)	159 (270)
	Type × Q'ty				Crossflow x 2		
	Motor output			W	16		
Sound pressure level *		Cooling	High	dB(A)	39	42	44
			Med		34	36	38
			Low		28	30	31
			Quiet		22	22	22
		Heating	High		39	42	44
			Med		35	38	39
			Low		30	32	33
			Quiet		22	22	22
Heat exchanger	Dimension (H × W × D)			in. (mm)	14-7/8 x 21-5/8 x 1-1/16 (378 × 550 × 26.6)		
	Fin pitch			FPI	21		
	Rows × Stages				2 x 18		
	Pipe type				Copper tube		
	Fin Type				Aluminium		
Enclosure	Material				Polystyrene		
	Colour				WHITE (Approximate colour of MUNSELL N9.25/)		
Dimensions (H × W × D)	Net			in. (mm)	23-5/8 x 29-1/8 x 7-7/8 (600 × 740 × 200)		
	Gross				27-9/16 x 32-5/16 x 12-3/16 (700 × 820 × 310)		
Weight	Net			lbs. (kg)	31 (14)		
	Gross				37 (17)		
Connection pipe	Size	Liquid		in. (mm)	Ø1/4in. (Ø 6.35)		
		Gas			Ø3/8in. (Ø 9.52)		Ø1/2in. (Ø 12.70)
	Method				Flare		
Drain hose	Material				PVC		
	size			in. (mm)	Ø 9/16(I.D.), Ø 11/16(O.D.) [Ø 13.8 (I.D.), Ø 16.7 (O.D.)]		
Operation range		Cooling		°F (°C)	64 to 90 (18 to 32)		
				%RH	80 or less		
		Heating		°F (°C)	60 to 86 (16 to 30)		
Remote controller type					Wireless [Wired (option)]		

NOTE :

• The protective function might work when using it outside the operation range.

*: These are the measured values in the manufacturer's anechoic chamber.

Because of the surrounding sound environment, the sound levels measured in actual installation conditions might be higher than the specified values here.

4. DIMENSIONS

4-1. COMPACT CASSETTE TYPE

■ MODELS : AUU7RLF, AUU9RLF, AUU12RLF, AUU18RLF

Unit: in. (mm)

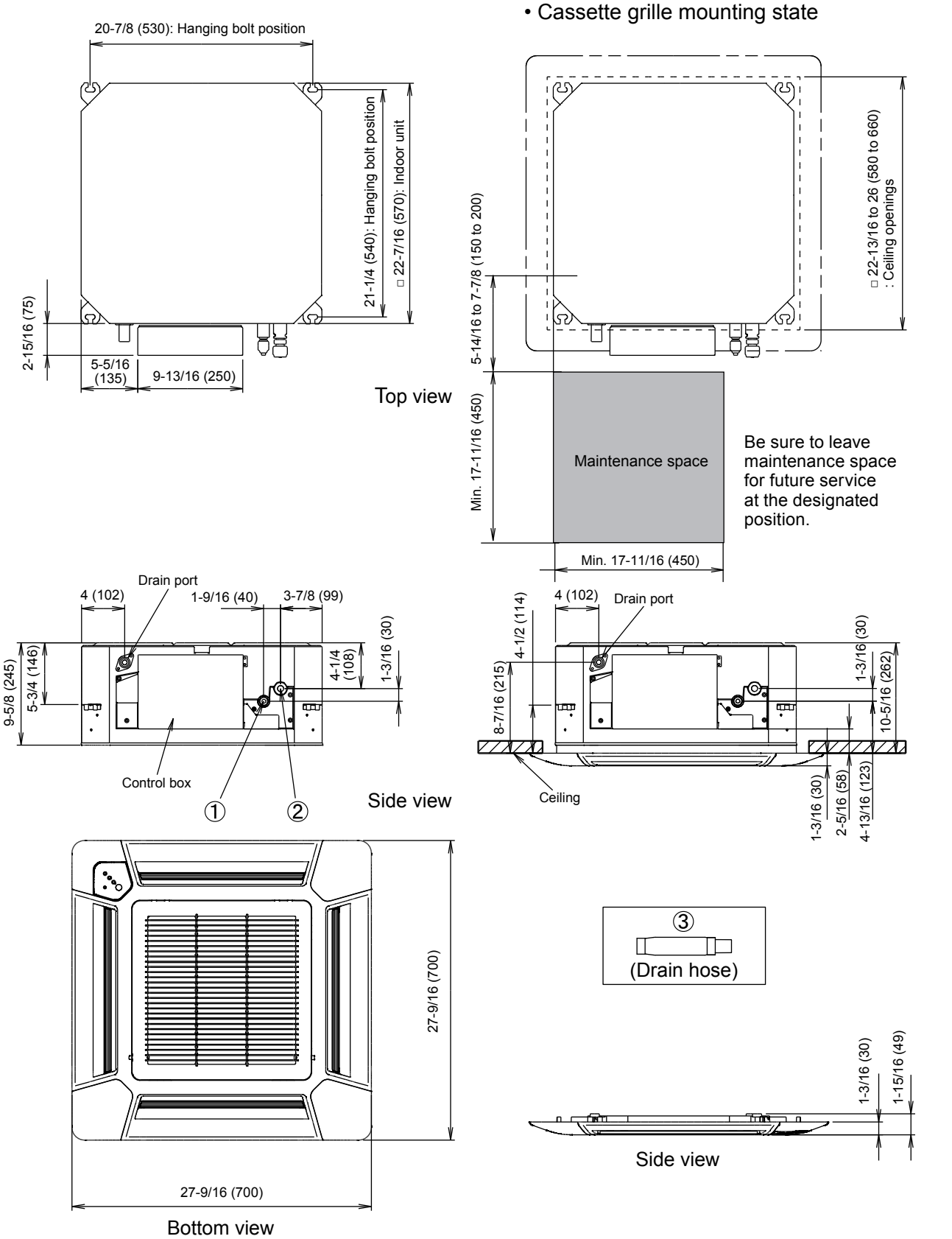

			AUU7RLF, AUU9RLF, AUU12RLF	AUU18RLF
①	Refrigerant pipe flare connection	Liquid	ø 1/4 in. (ø 6.35 mm)	ø 1/4 in. (ø 6.35 mm)
②		Gas	ø 3/8 in. (ø 9.52 mm)	ø 1/2 in. (ø 12.70 mm)
③	Drain hose connection	Drain hose	I.D.: Ø 1 in.(Ø 25 mm), O.D.: Ø 1-1/4 in.(Ø 32 mm)	

MULTI TYPE
2, 3, 4 ROOMS TYPE

■ INSTALLATION PLACE

Unit : in. (mm)

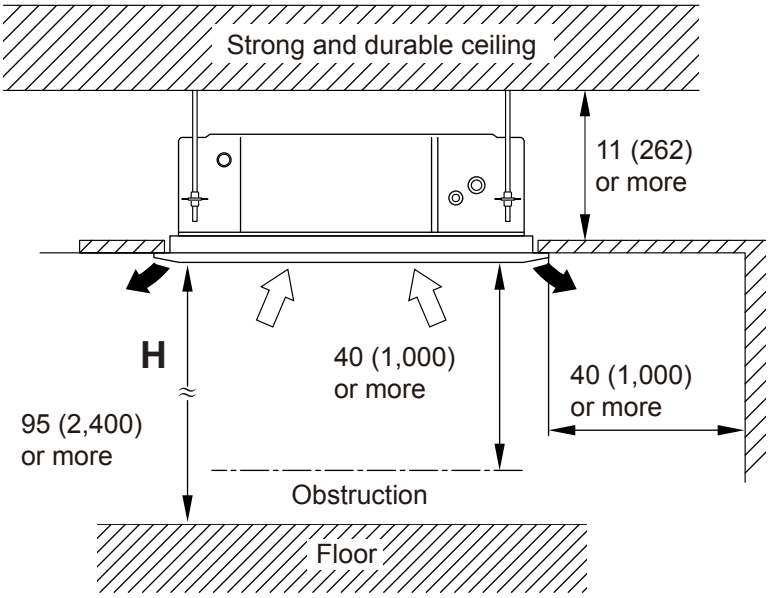

	H (The maximum height from floor to ceiling) Unit: in. (mm)			
Model name	AUU7	AUU9	AUU12	AUU18
Standard mode	107 (2,700)	107 (2,700)	107 (2,700)	107 (2,700)
High Ceiling mode	-	-	119 (3,000)	119 (3,000)

● **3-way directions setting**

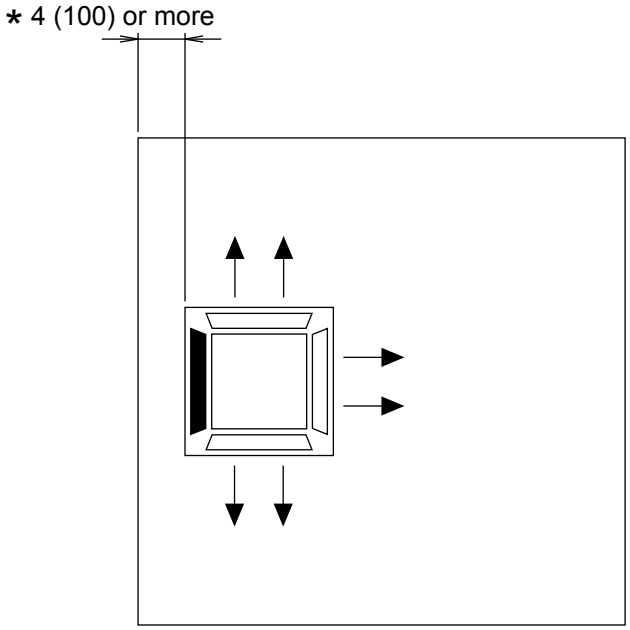

To set “3-way directions”, the air outlet shutter plate (UTR-YDZB) sold separately must be installed and “outlet-direction” switched to “3-way” by remote controller.

*When installing the indoor unit, be careful about the maintenance space.

4-2. SLIM DUCT TYPE

Unit : in. (mm)

■ MODELS : ARU7RLF, ARU9RLF, ARU12RLF

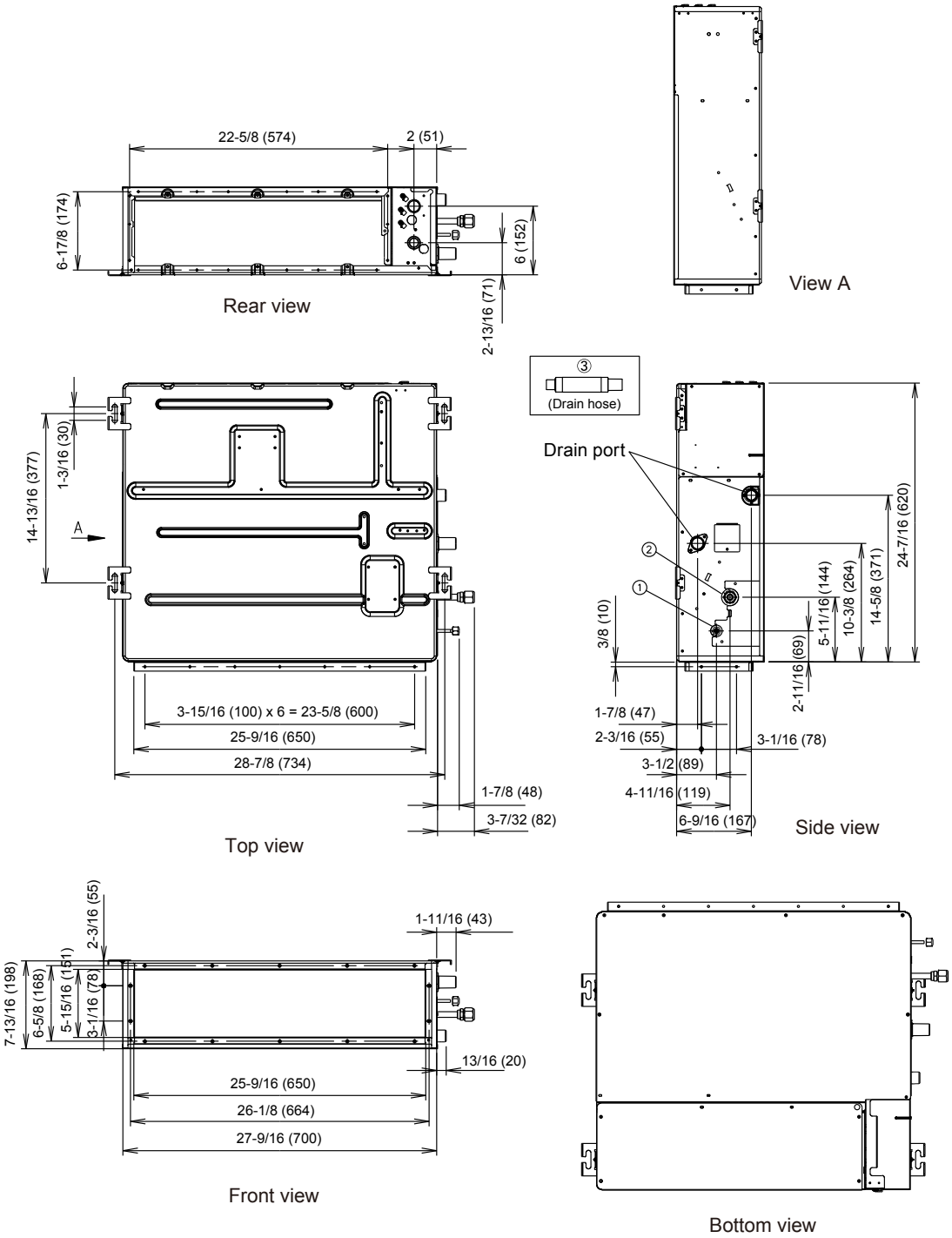

			ARU7, ARU9, ARU12
①	Refrigerant pipe flare connection	Liquid	ø 1/4 in. (ø 6.35 mm)
②		Gas	ø 3/8 in. (ø 9.52 mm)
③	Drain hose connection	Drain hose	I.D.: Ø 1 in.(Ø 25 mm), O.D.: Ø 1-1/4 in.(Ø 32 mm)

MULTI TYPE
2, 3, 4 ROOMS TYPE

■ MODEL : ARU18RLF

Unit : in. (mm)

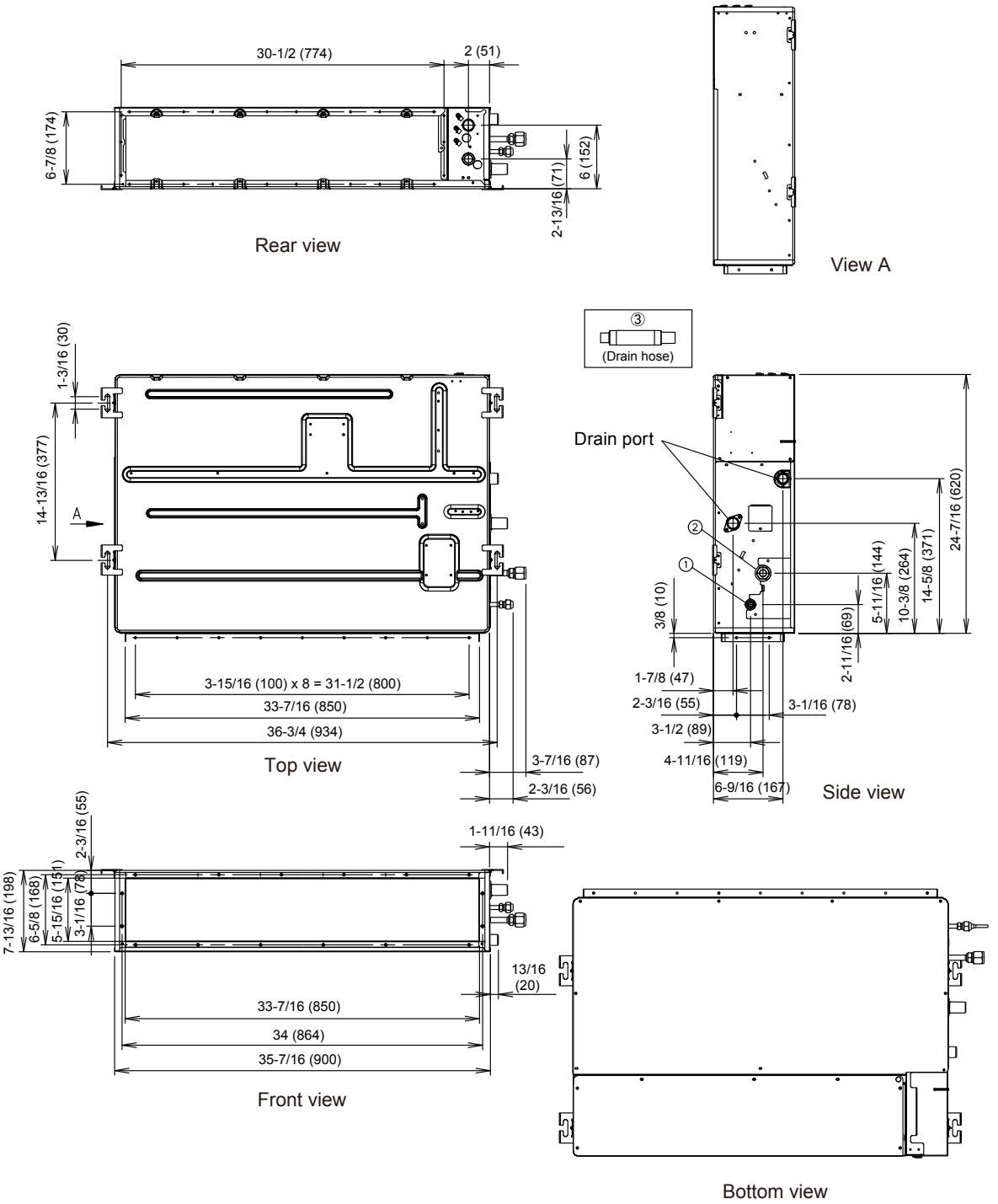

			ARU18
①	Refrigerant pipe flare connection	Liquid	ø 1/4 in. (ø 6.35 mm)
②		Gas	ø 1/2 in. (ø 12.70 mm)
③	Drain hose connection	Drain hose	I.D.: Ø 1 in.(Ø 25 mm), O.D.: Ø 1-1/4 in.(Ø 32 mm)

MULTI TYPE
2, 3, 4 ROOMS TYPE

■ MODEL : ARU24RLF

Unit : in. (mm)

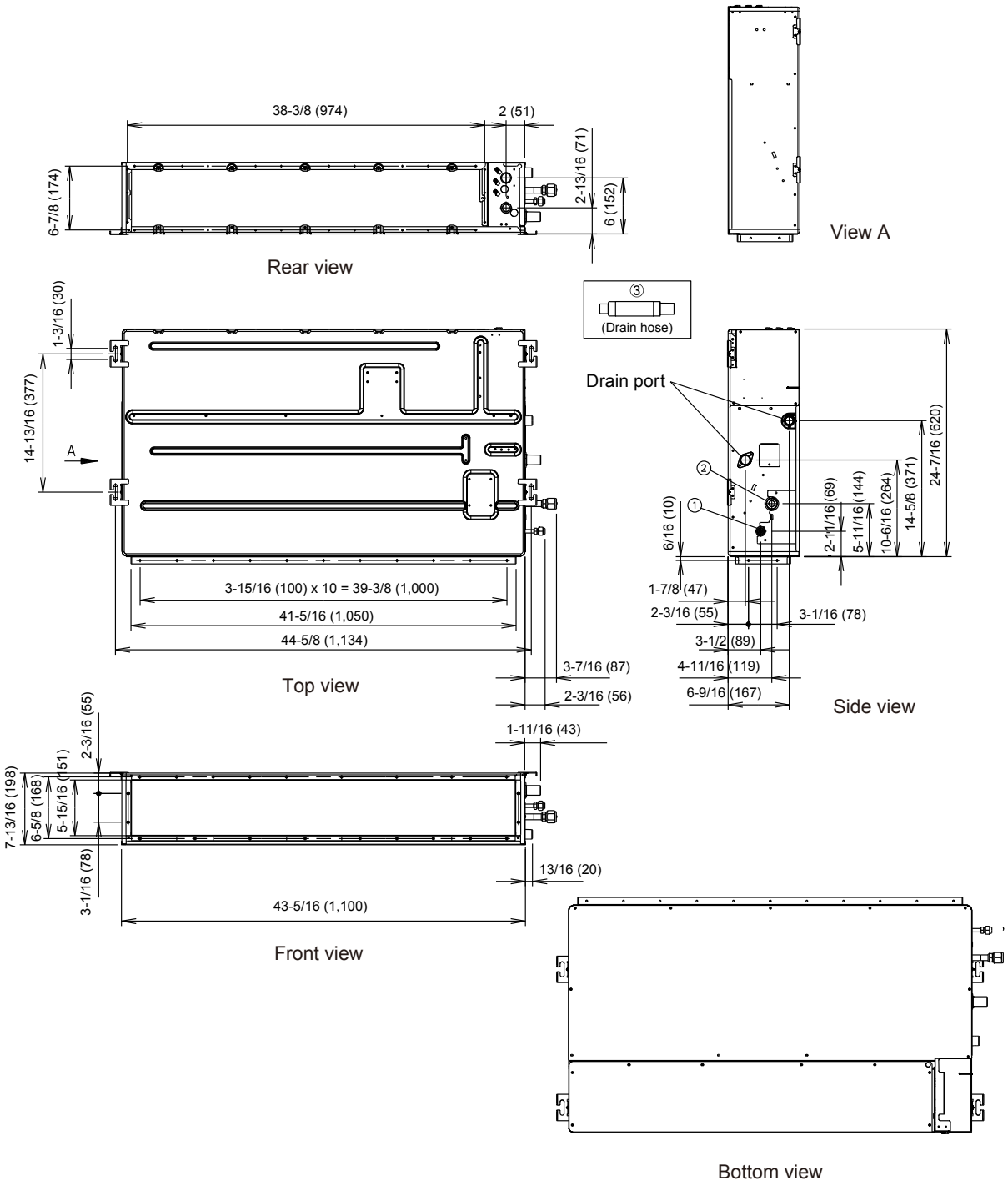

			ARU24
①	Refrigerant pipe flare connection	Liquid	ø 1/4 in. (ø 6.35 mm)
②		Gas	ø 5/8 in. (ø 15.88 mm)
③	Drain hose connection	Drain hose	I.D.: Ø 1 in.(Ø 25 mm), O.D.: Ø 1-1/4 in.(Ø 32 mm)

MULTI TYPE
2, 3, 4 ROOMS TYPE

Unit : in. (mm)

■ INSTALLATION PLACE

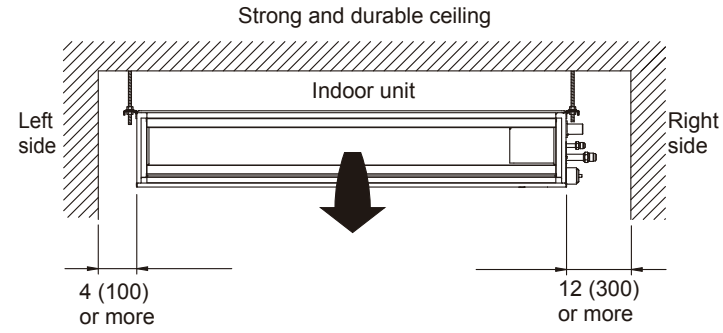

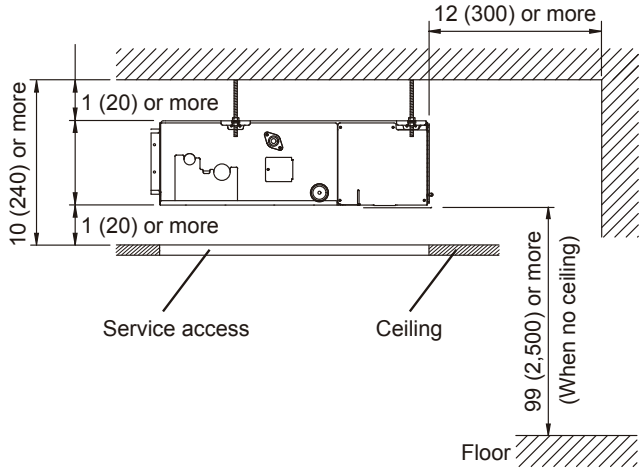

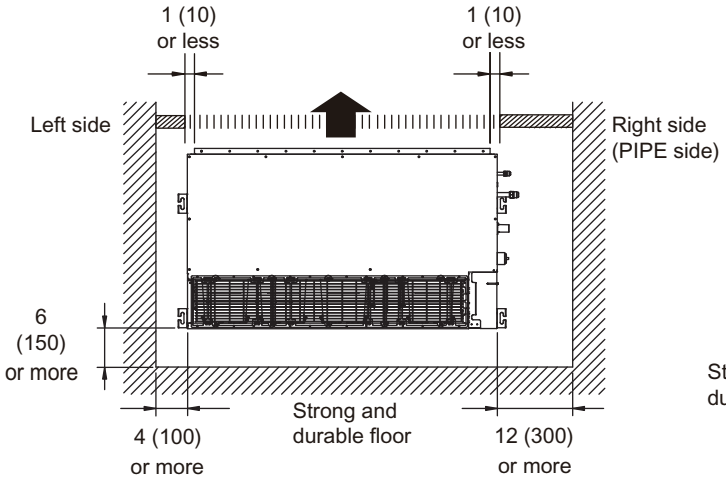

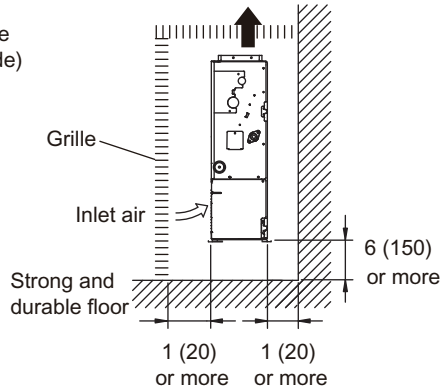

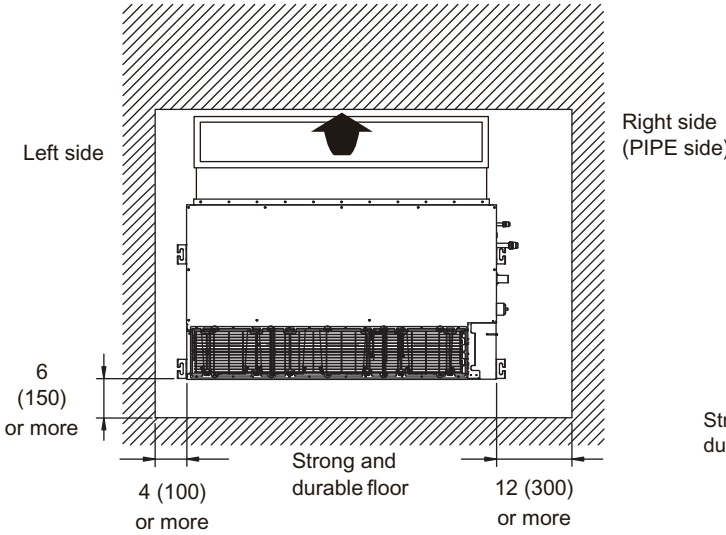

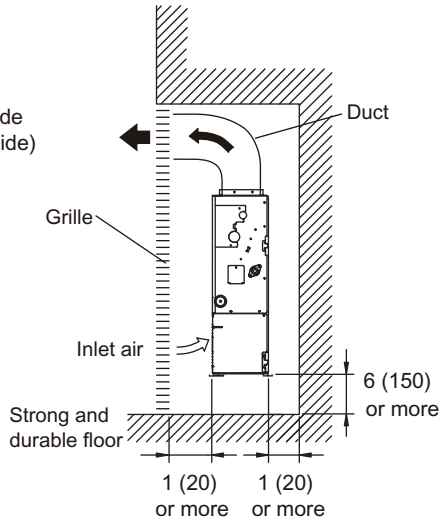

MULTI TYPE
2, 3, 4 ROOMS TYPE

Unit : in. (mm)

■ MAINTENANCE SPACE

Provide a service access for inspection purposes as shown below.

Do not place any wiring or illumination in the service space, as they will impede service.

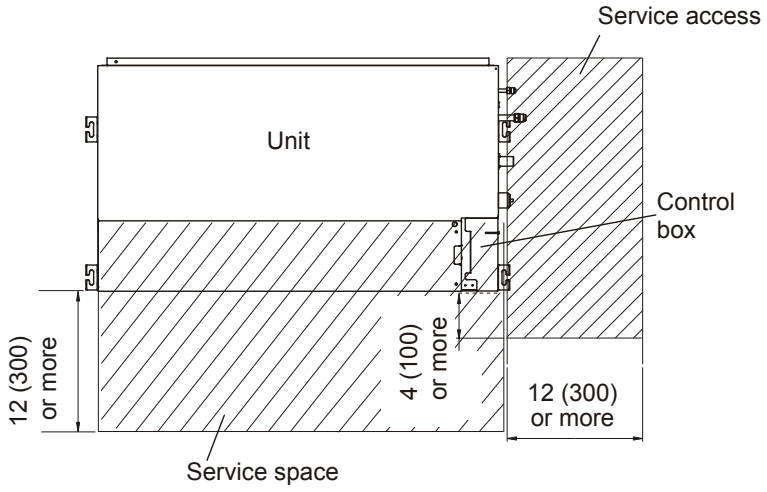

4-3. WALL MOUNTED TYPE

■ MODELS : ASU7RLF1, ASU9RLF1, ASU12RLF1

Unit : in. (mm)



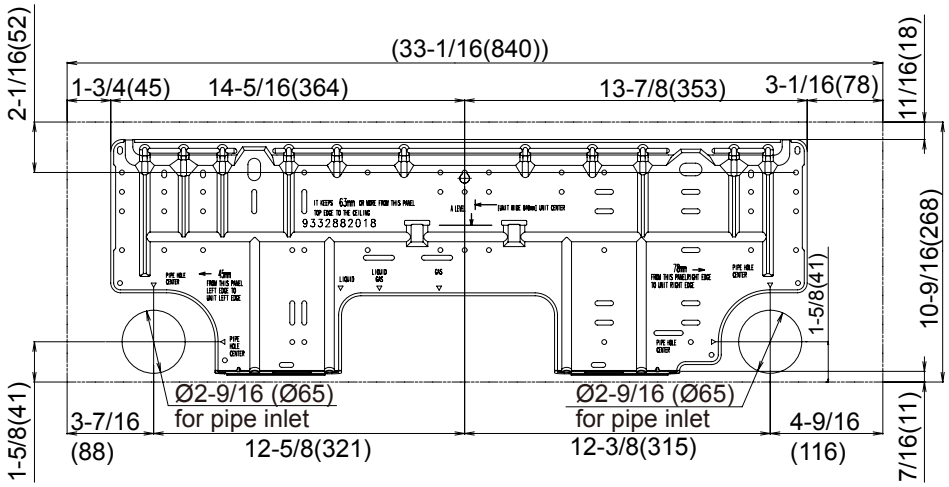

			ASU7RLF1, ASU9RLF1, ASU12RLF1
①	Refrigerant pipe flare connection	Liquid	ø 1/4 in. (ø 6.35 mm)
②		Gas	ø 3/8 in. (ø 9.52 mm)
③	Drain hose connection	Drain hose	I.D. 9/16 in. (13.8 mm), O.D. 5/8 to 11/16 in. (15.8 to 16.7 mm) Drain hose : L=23-5/8 in. (600mm)

MULTI TYPE
2, 3, 4 ROOMS TYPE

■ INSTALLATION PLACE

Unit : in. (mm)

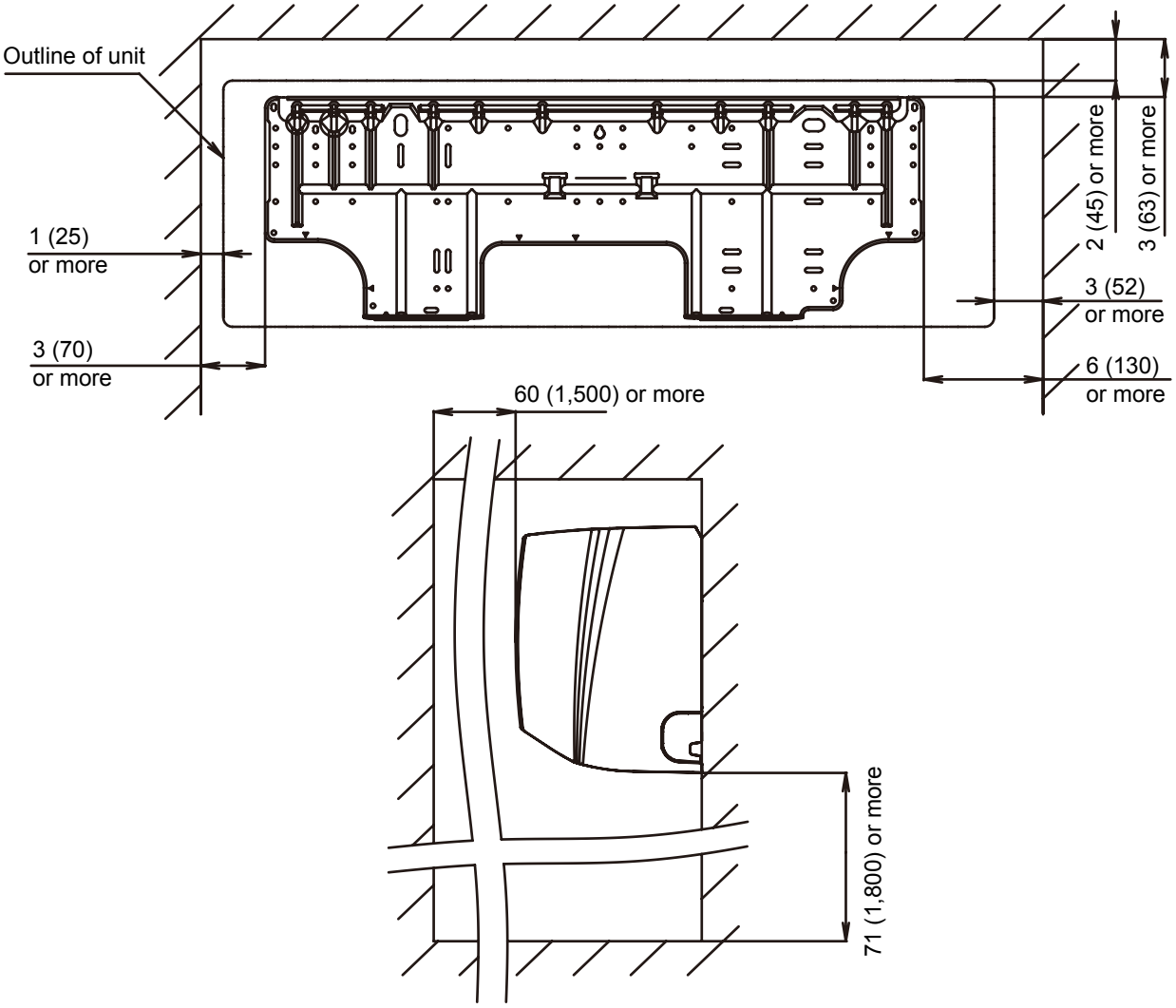

MULTI TYPE
2, 3, 4 ROOMS TYPE

■ MODELS : ASU7RLF, ASU9RLF, ASU12RLF

Unit : in. (mm)

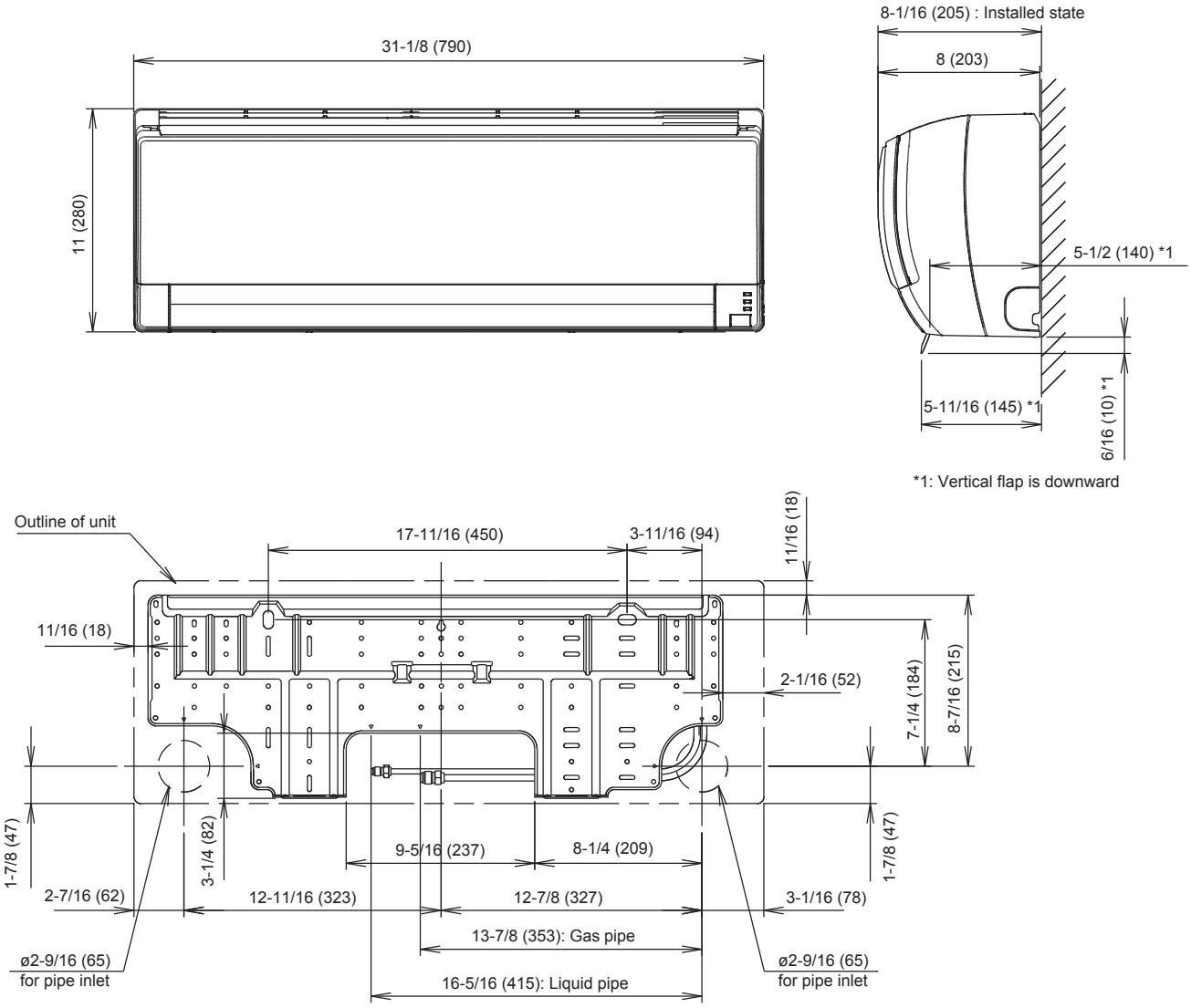

			ASU7RLF, ASU9RLF, ASU12RLF
①	Refrigerant pipe flare connection	Liquid	ø 1/4 in. (ø 6.35 mm)
②		Gas	ø 3/8 in. (ø 9.52 mm)
③	Drain hose connection	Drain hose	I.D. 9/16 in. (13.8 mm), O.D. 5/8 to 11/16 in. (15.8 to 16.7 mm) Drain hose : L=23-5/8 in. (600mm)

MULTI TYPE
2, 3, 4 ROOMS TYPE

■ INSTALLATION PLACE

Unit : in. (mm)

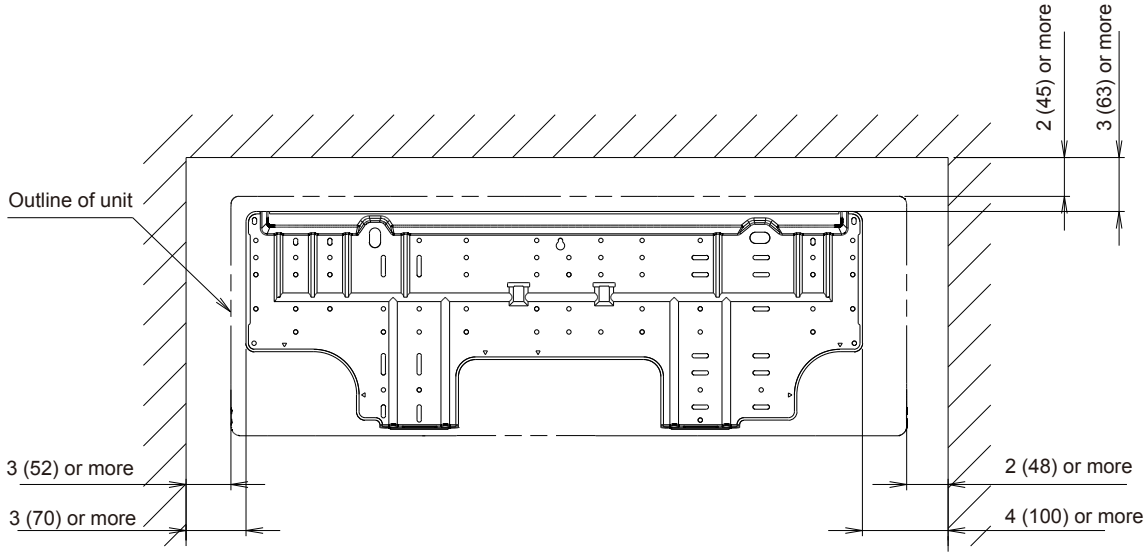

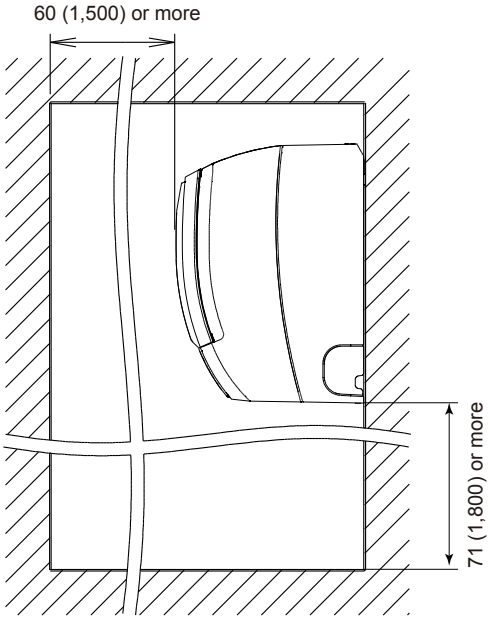

MULTI TYPE
2, 3, 4 ROOMS TYPE

■ MODELS : ASU9RLS2, ASU12RLS2, ASU15RLS2

Unit : in. (mm)

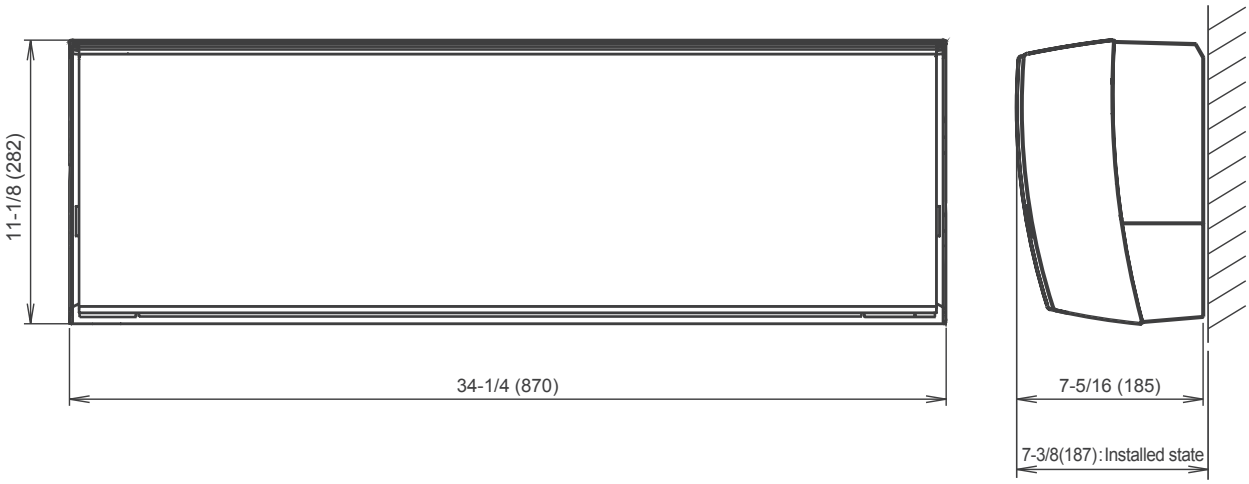

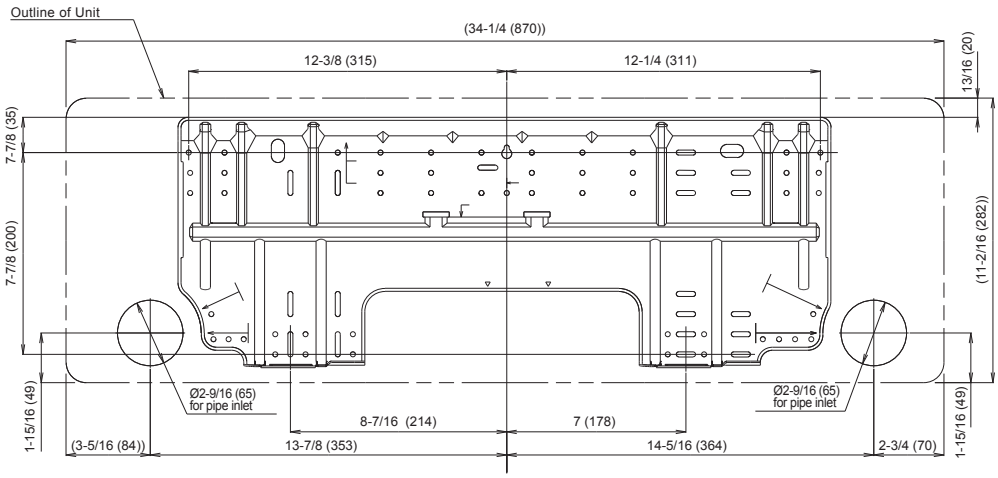

			ASU9RLS2, ASU12RLS2	ASU15RLS2
①	Refrigerant pipe flare connection	Liquid	ø 1/4 in. (ø 6.35 mm)	
②		Gas	ø 3/8 in. (ø 9.52 mm)	ø 1/2 in. (ø 12.70 mm)
③	Drain hose connection	Drain hose	I.D. 9/16 in. (13.8 mm), O.D. 5/8 to 11/16 in. (15.8 to 16.7 mm) Drain hose : L=23-5/8 in. (600mm)	

MULTI TYPE
2, 3, 4 ROOMS TYPE

■ INSTALLATION PLACE

Unit : in. (mm)

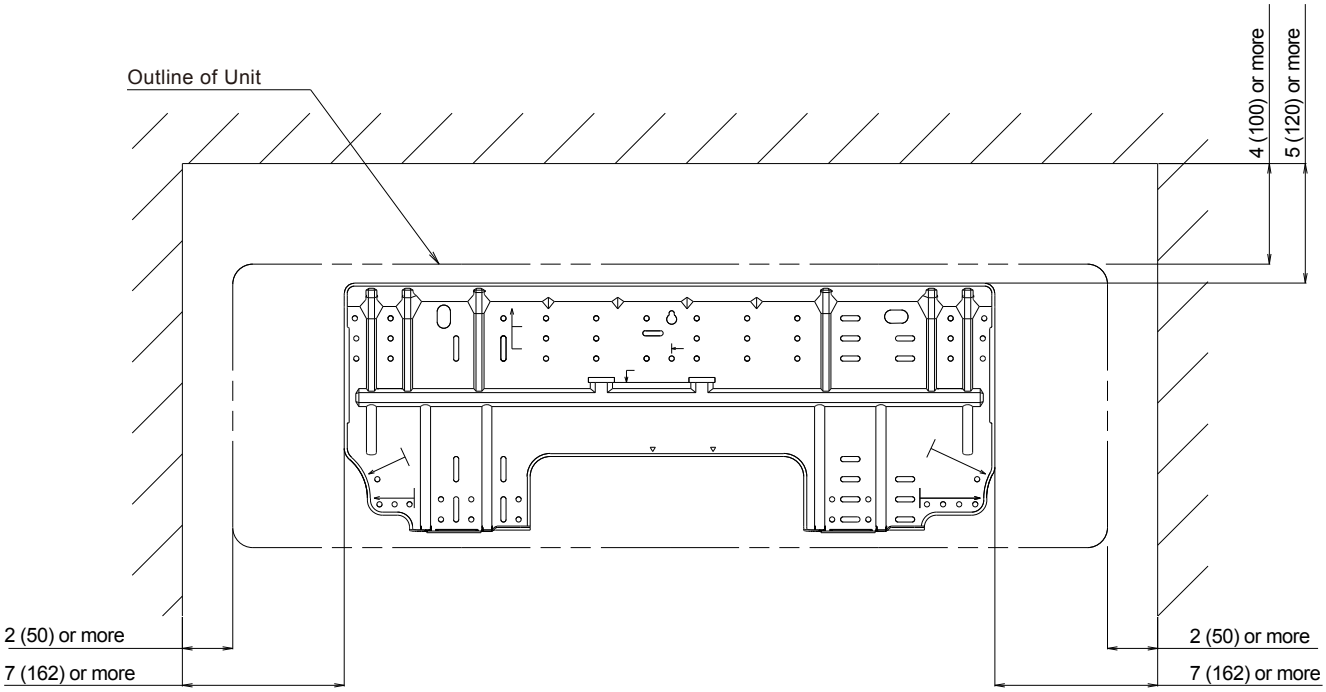

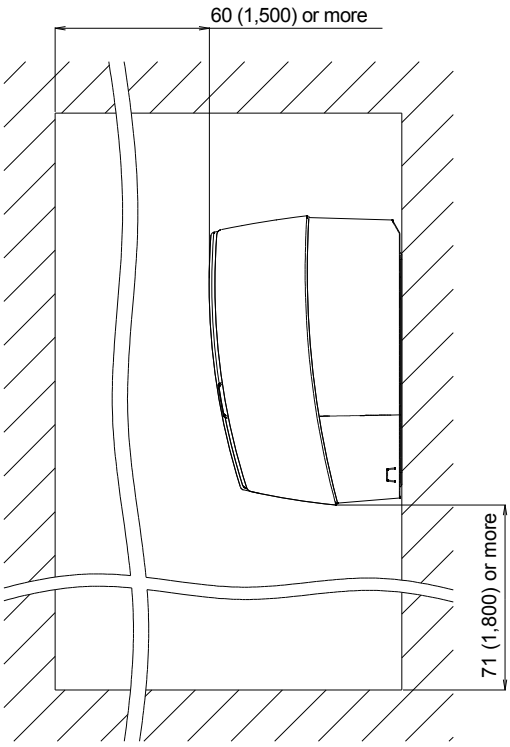

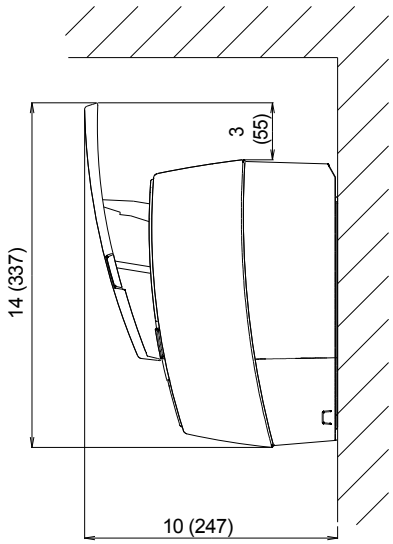

MULTI TYPE
2, 3, 4 ROOMS TYPE

■ MODELS : ASU18RLF, ASU24RLF

Unit : in. (mm)

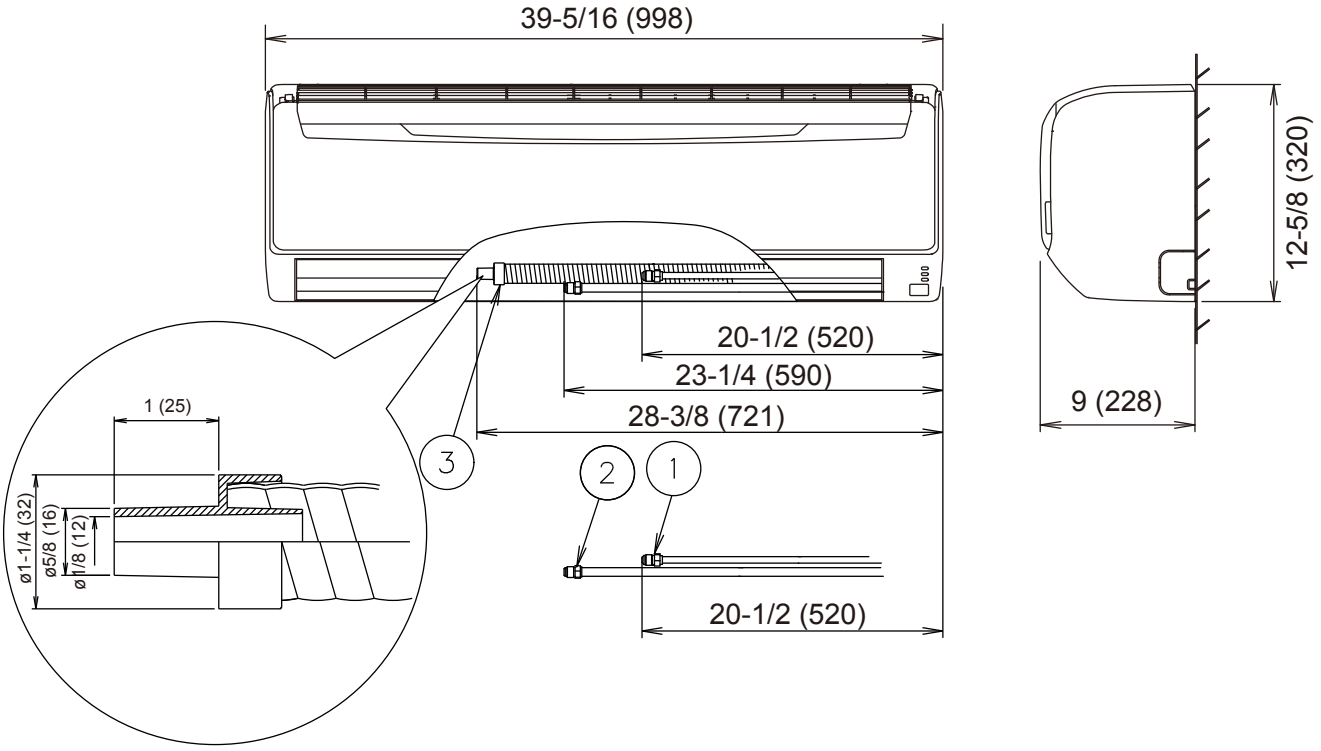

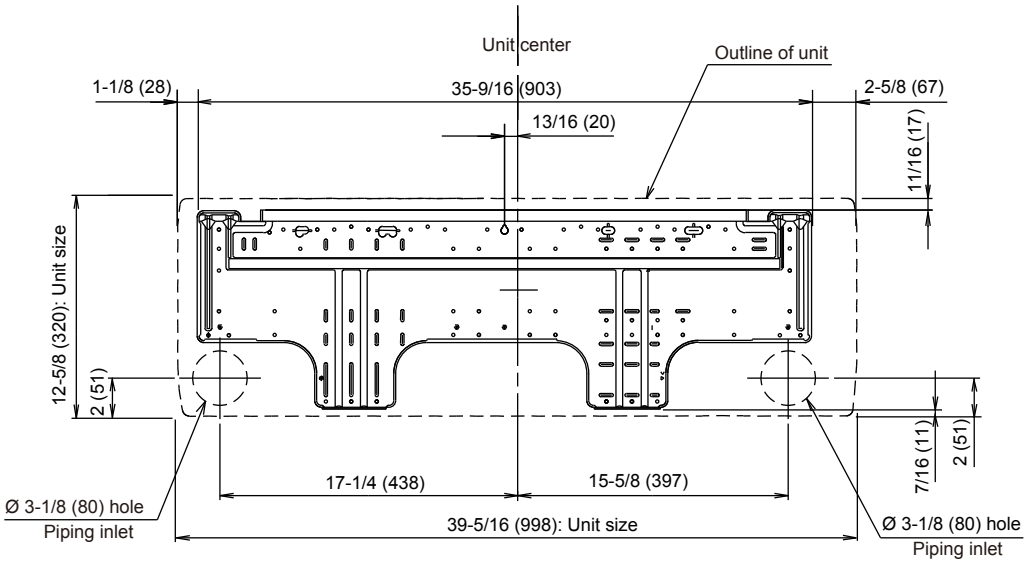

			ASU18RLF	ASU24RLF
①	Refrigerant pipe flare connection	Liquid	ø 1/4 in. (ø 6.35 mm)	ø 1/4 in. (ø 6.35 mm)
②		Gas	ø 1/2 in. (ø 12.70 mm)	ø 5/8 in. (ø 15.88 mm)
③	Drain hose connection	Drain hose	I.D. 1/2 in. (12 mm) , O.D. 5/8 in. (16 mm) Drain hose : L=26-3/8 in. (670mm)	

MULTI TYPE
2, 3, 4 ROOMS TYPE

■ INSTALLATION PLACE

Unit : in. (mm)

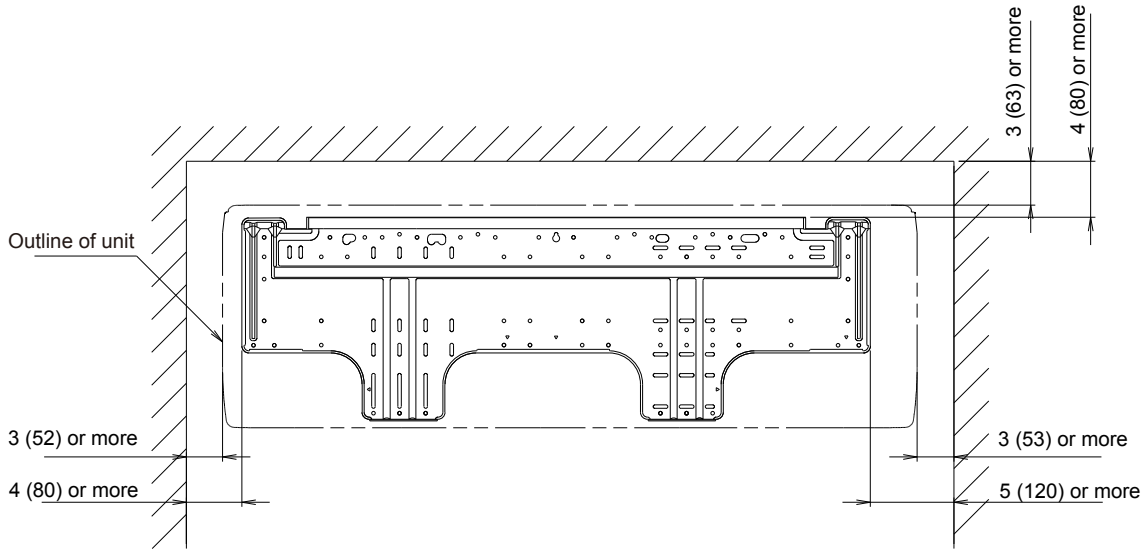

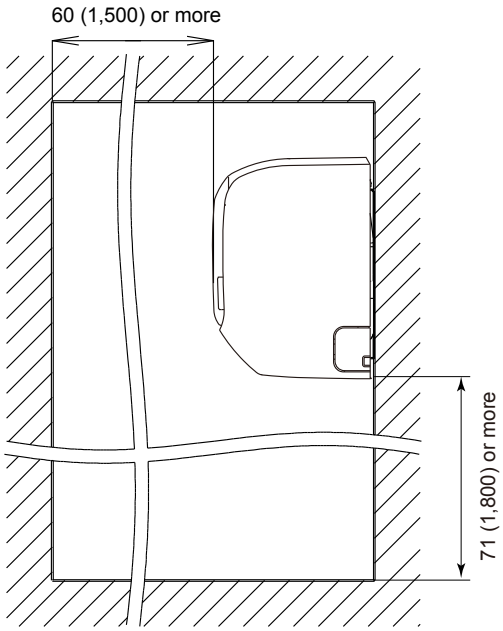

MULTI TYPE
2, 3, 4 ROOMS TYPE

4-4. FLOOR TYPE

■ MODELS : AGU9RLF, AGU12RLF, AGU15RLF

Unit : in. (mm)

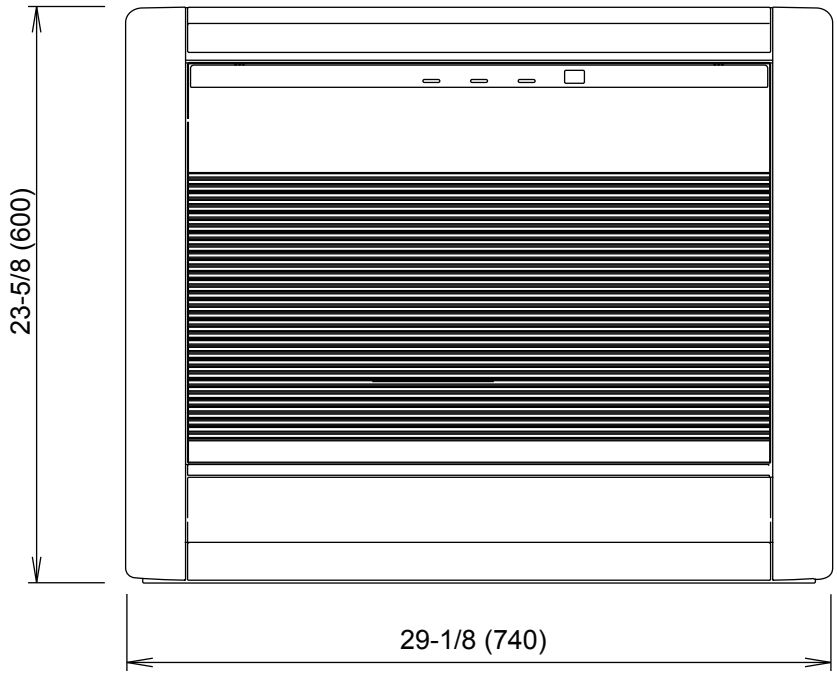

Front view



Side view

■ INSTALLATION PLACE

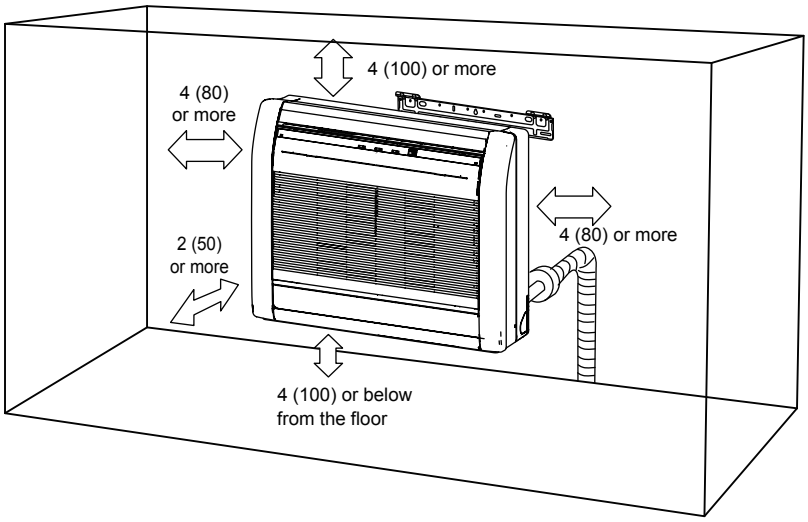

5. WIRING DIAGRAMS

5-1. COMPACT CASSETTE TYPE

■ MODELS : AUU7RLF, AUU9RLF, AUU12RLF, AUU18RLF

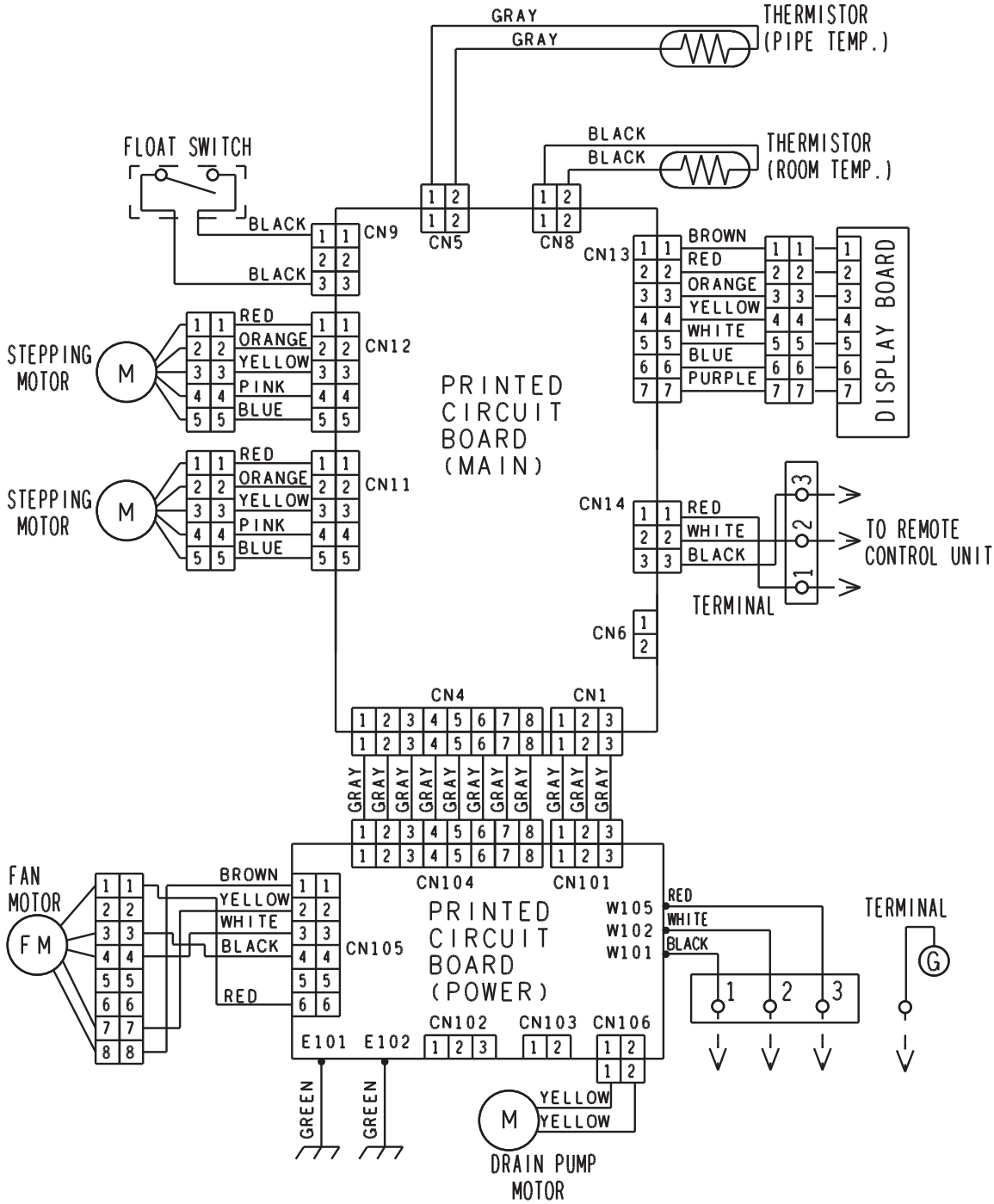

MULTI TYPE
2, 3, 4 ROOMS TYPE

5-2. SLIM DUCT TYPE

■ MODELS : ARU7RLF, ARU9RLF, ARU12RLF, ARU18RLF, ARU24RLF

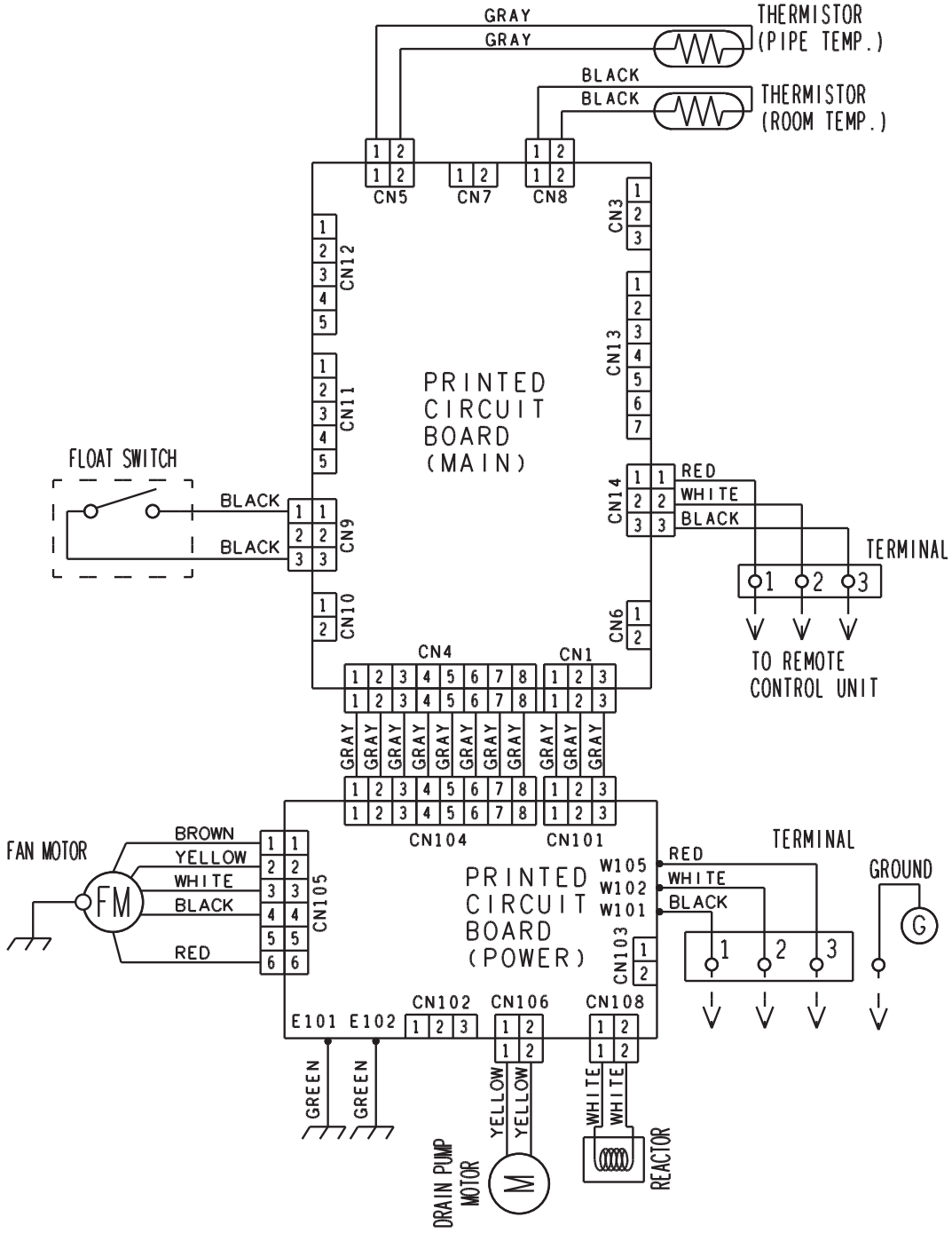

MULTI TYPE
2, 3, 4 ROOMS TYPE

5-3. WALL MOUNTED TYPE

■ MODELS : ASU7RLF1, ASU9RLF1, ASU12RLF1

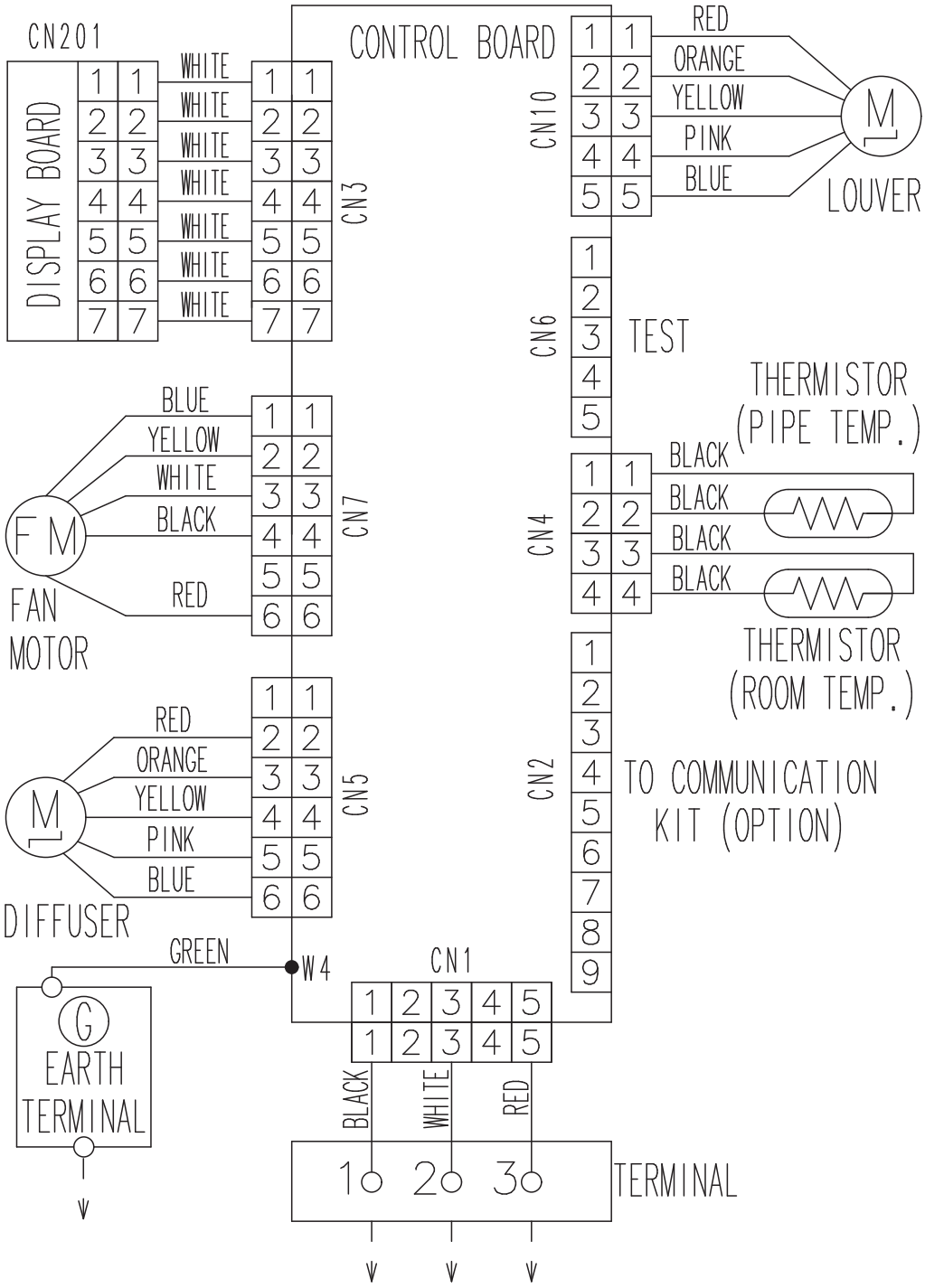

MULTI TYPE
2, 3, 4 ROOMS TYPE

■ MODELS : ASU7RLF, ASU9RLF, ASU12RLF

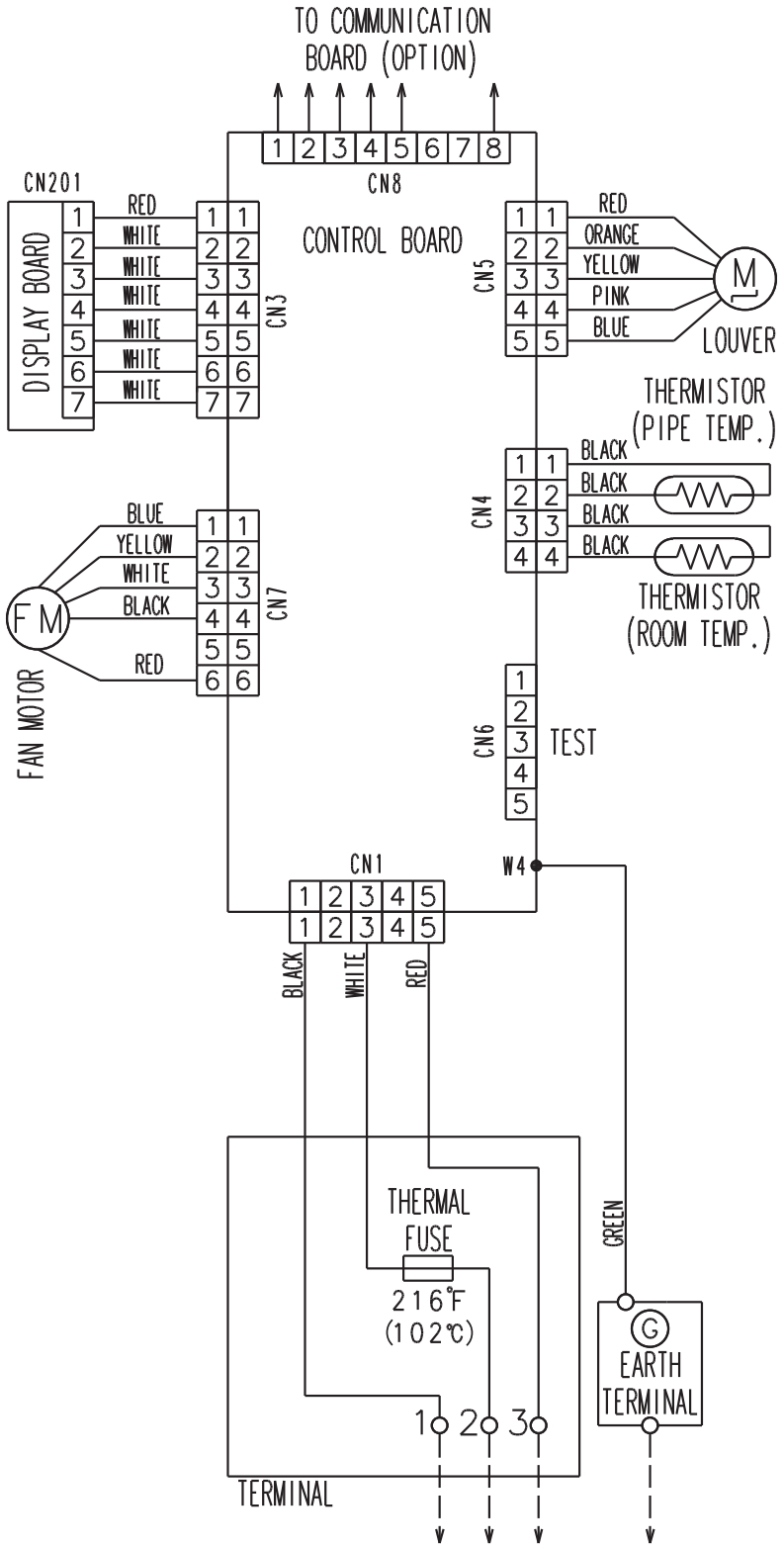

MULTI TYPE
2, 3, 4 ROOMS TYPE

■ MODELS : ASU9RLS2, ASU12RLS2, ASU15RLS2

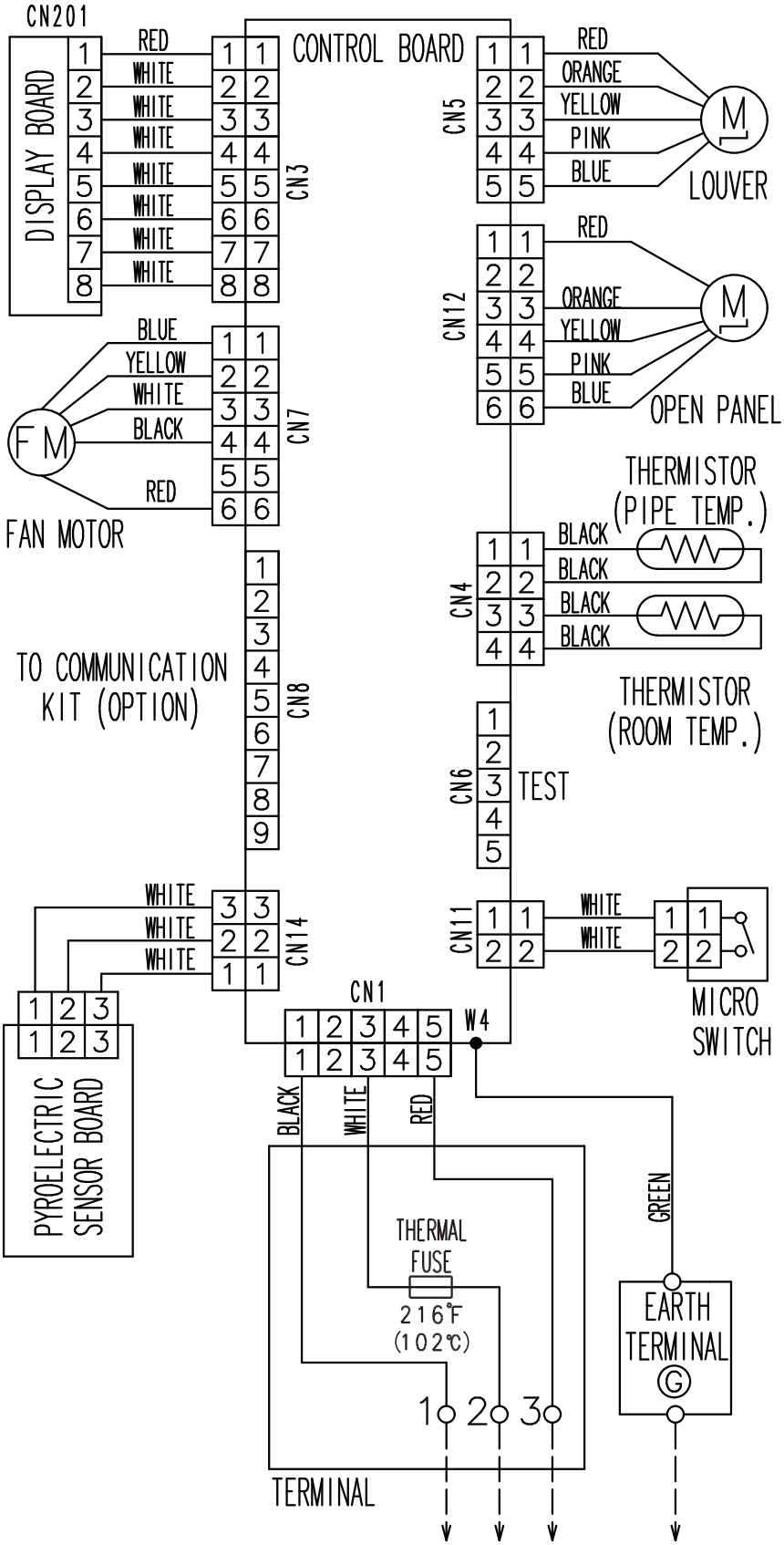

MULTI TYPE
2, 3, 4 ROOMS TYPE

■ MODELS : ASU18RLF, ASU24RLF

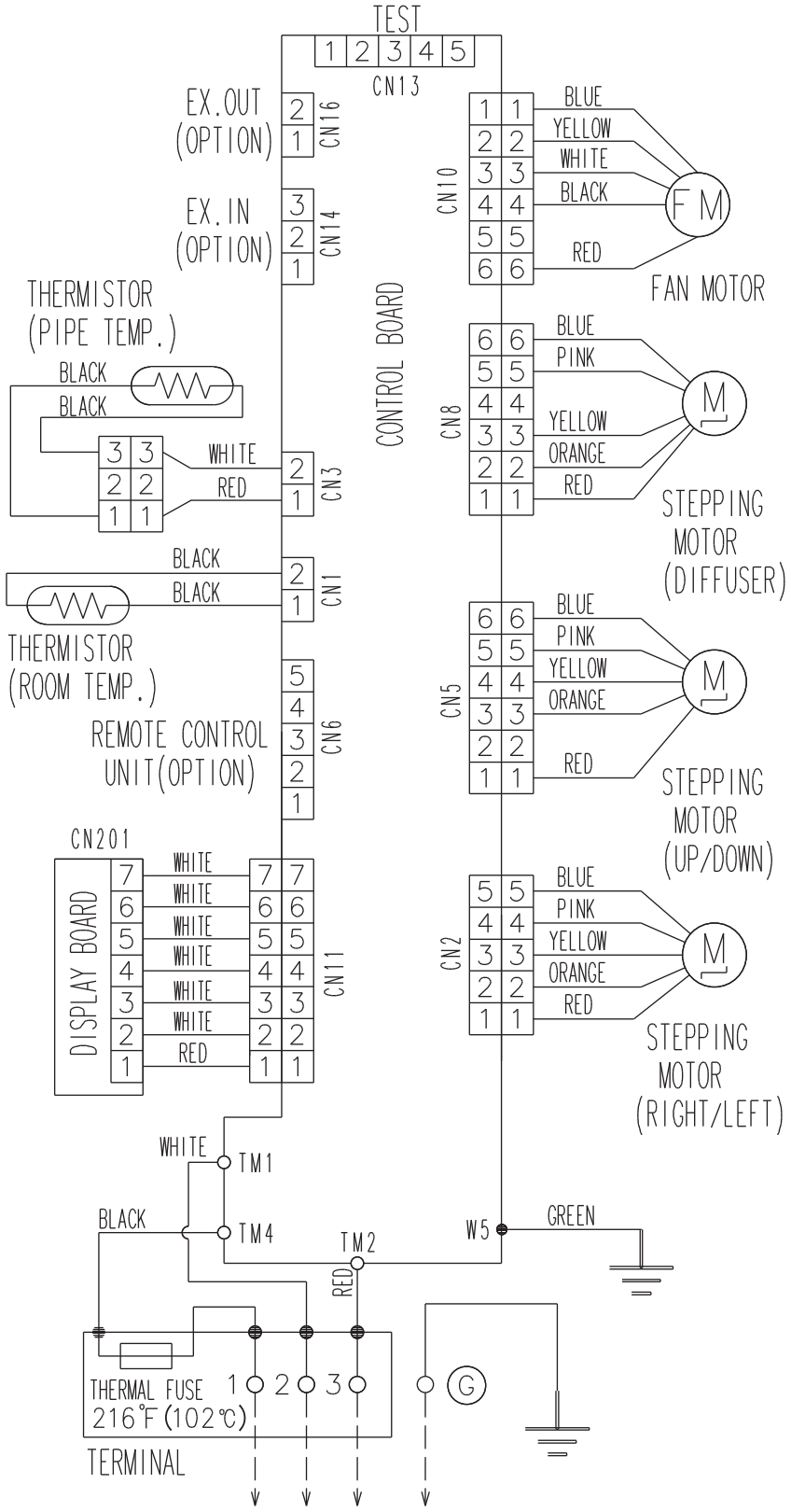

MULTI TYPE
2, 3, 4 ROOMS TYPE

5-4. FLOOR TYPE

■ MODELS : AGU9RLF, AGU12RLF, AGU15RLF

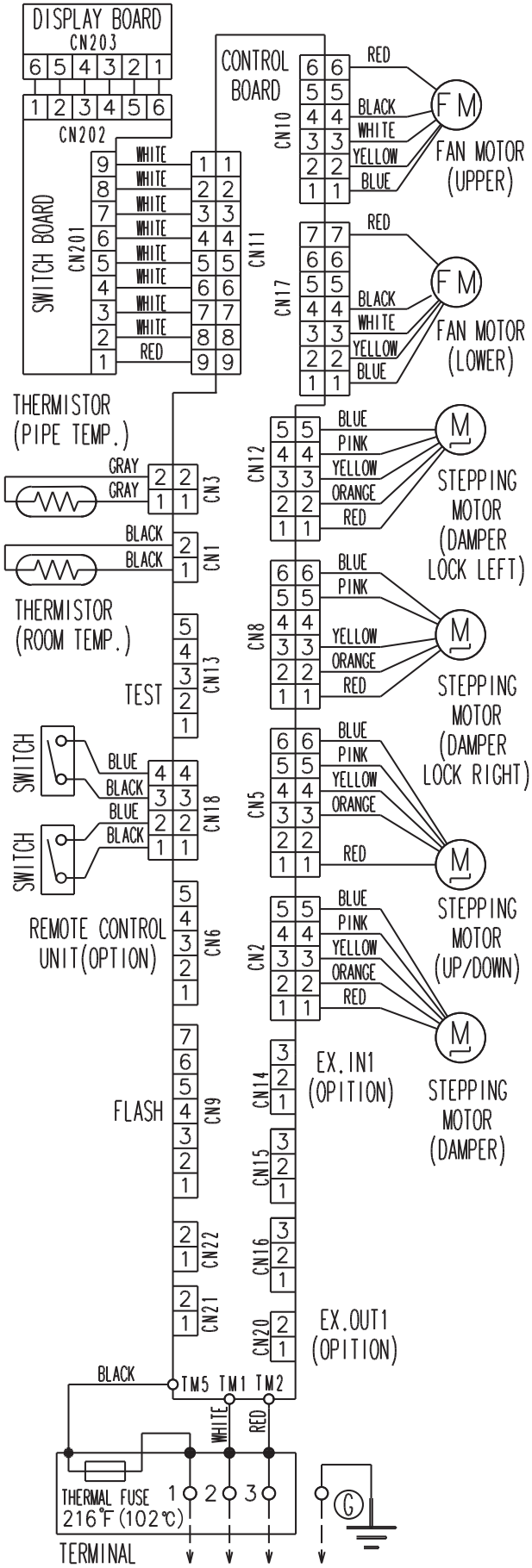

6. AIR VELOCITY AND TEMPERATURE DISTRIBUTIONS

6-1. COMPACT CASSETTE TYPE

Conditions
Fan speed : High
Operation mode : FAN

■ MODEL : AUU7RLF, AUU9RLF

● Air velocity distribution

Top view
Vertical airflow direction louver : Up

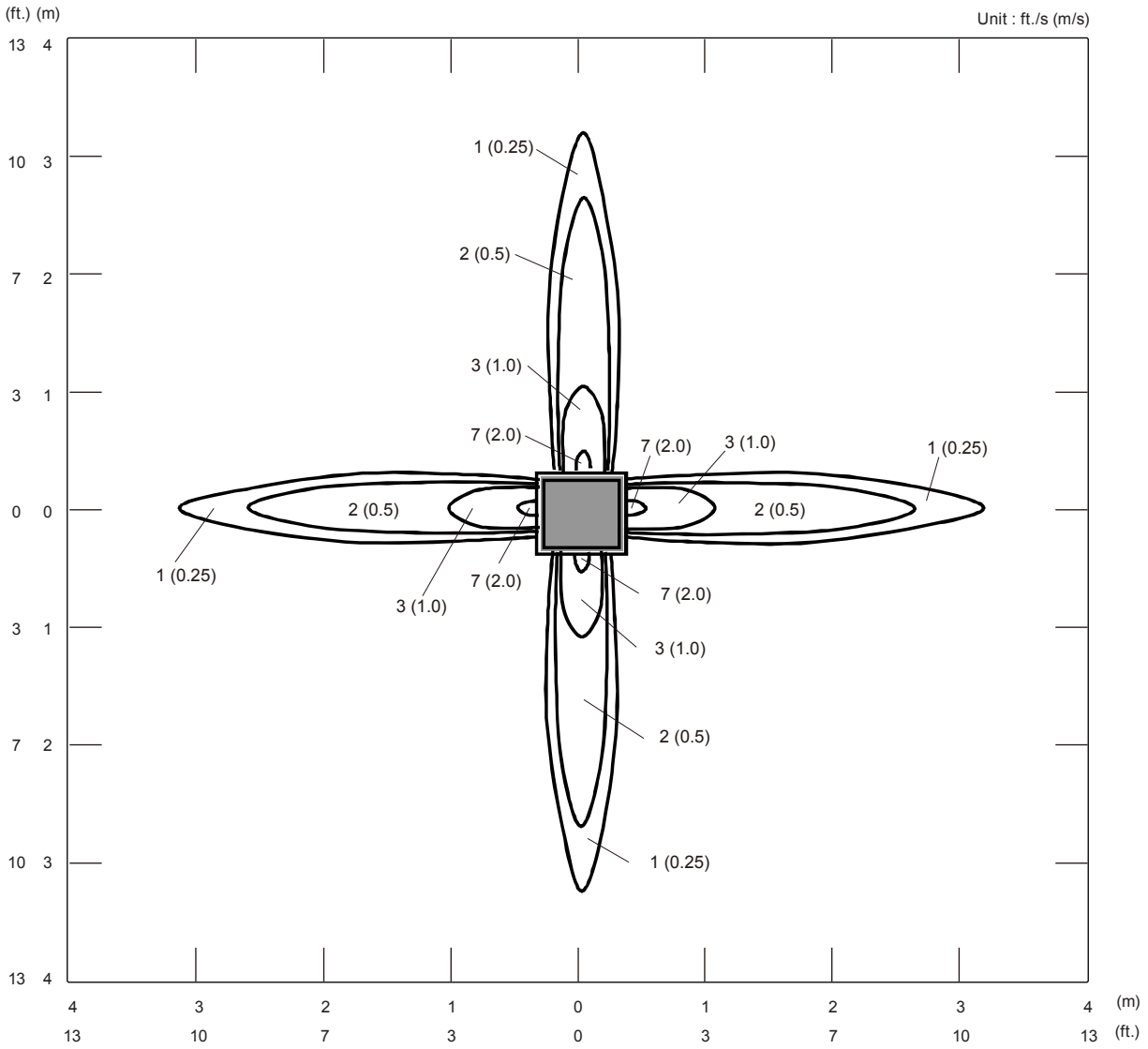

Side view
Vertical airflow direction louver : Up

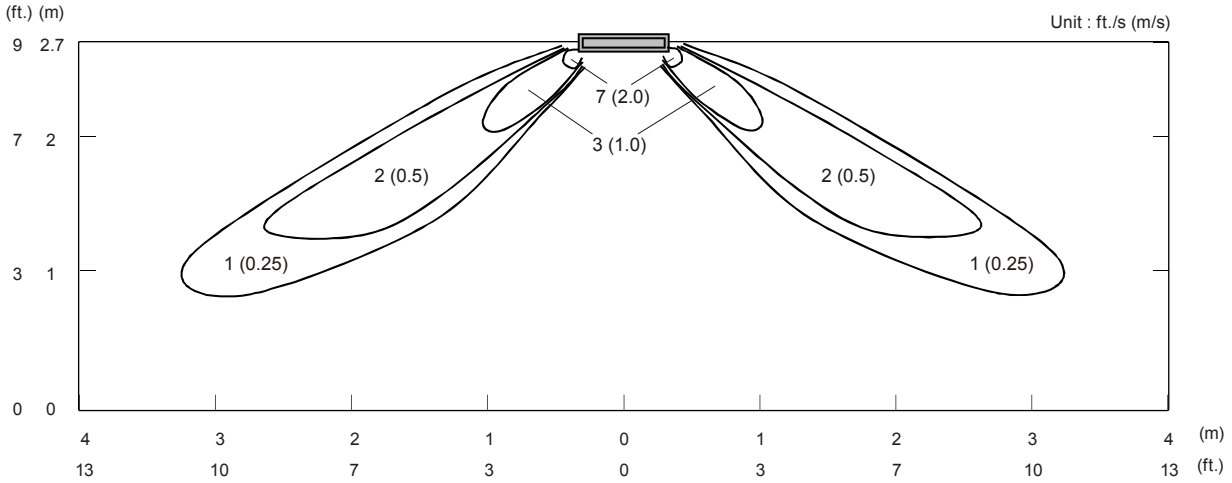

MULTI TYPE
2, 3, 4 ROOMS TYPE

Note: Reference data
Conditions
Fan speed : High
Operation mode : Heating
Vertical airflow direction louver: Downward (4Way)

● Air velocity distribution

Side view
Vertical airflow direction louver : Down

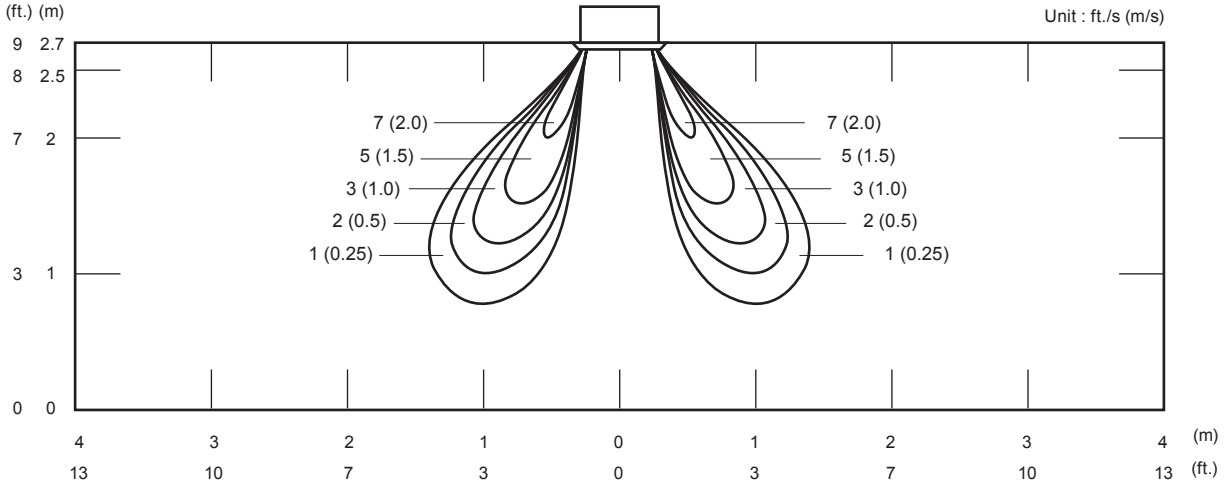

● Air temperature distribution

Side view
Vertical airflow direction louver : Down

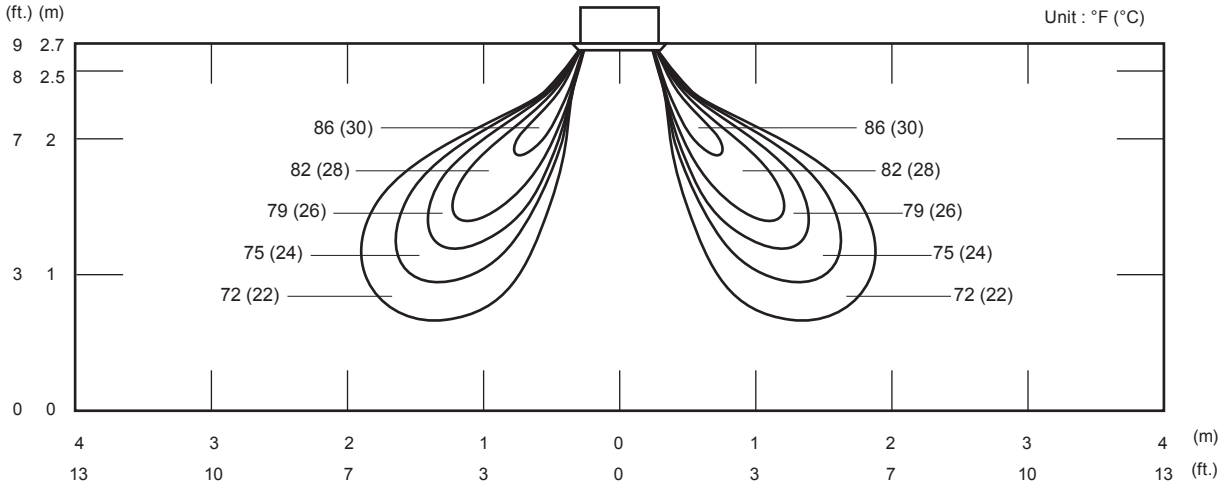

MULTI TYPE
2, 3, 4 ROOMS TYPE

Conditions
Fan speed : High
Operation mode : FAN

■ MODEL : AUU12RLF

● Air velocity distribution

Top view
Vertical airflow direction louver : Up

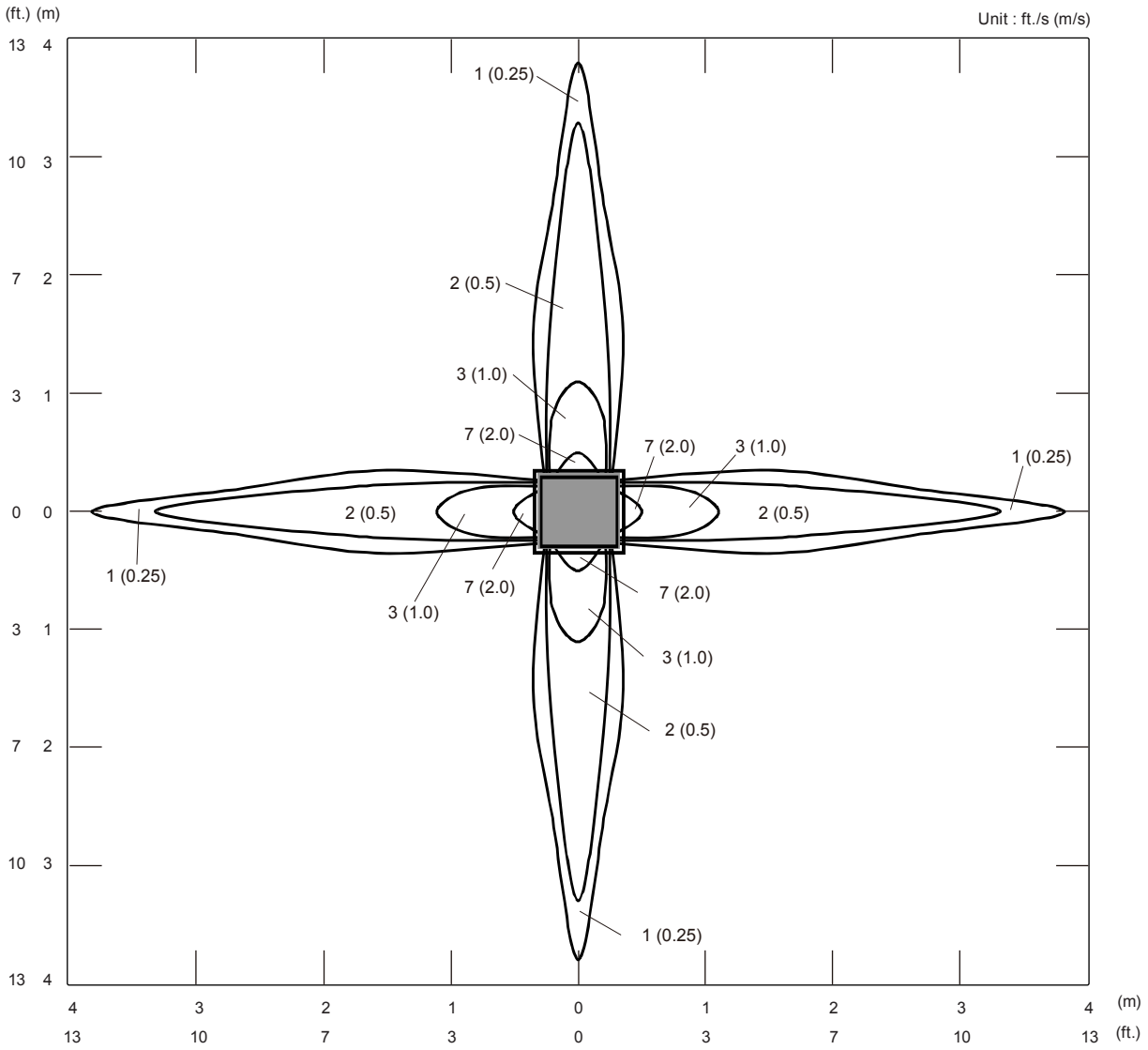

Side view
Vertical airflow direction louver : Up

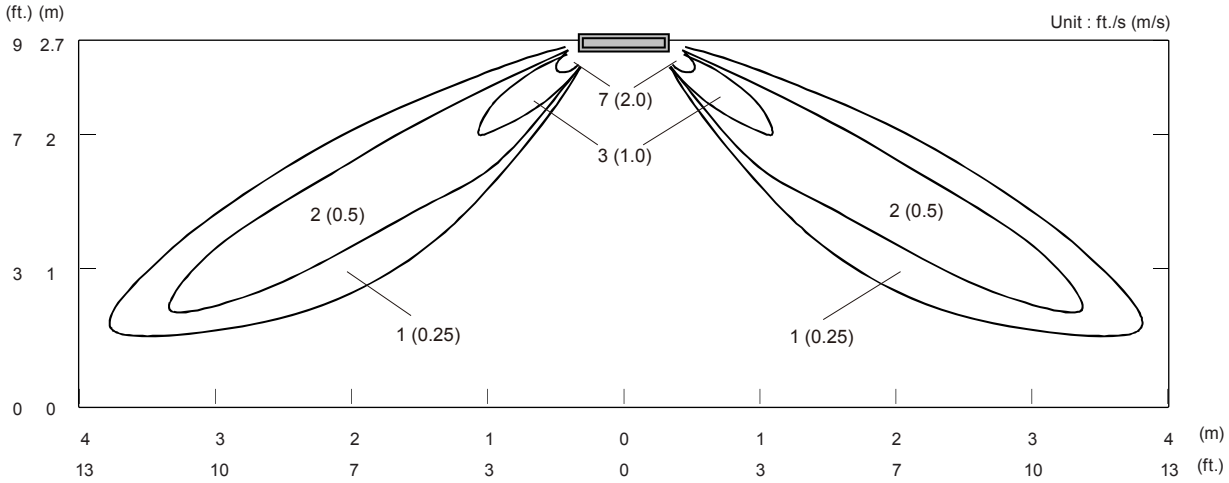

MULTI TYPE
2, 3, 4 ROOMS TYPE

Note: Reference data
Conditions
Fan speed : High
Operation mode : Heating
Vertical airflow direction louver:
Downward (4Way)

● Air velocity distribution

Side view
Vertical airflow direction louver : Down

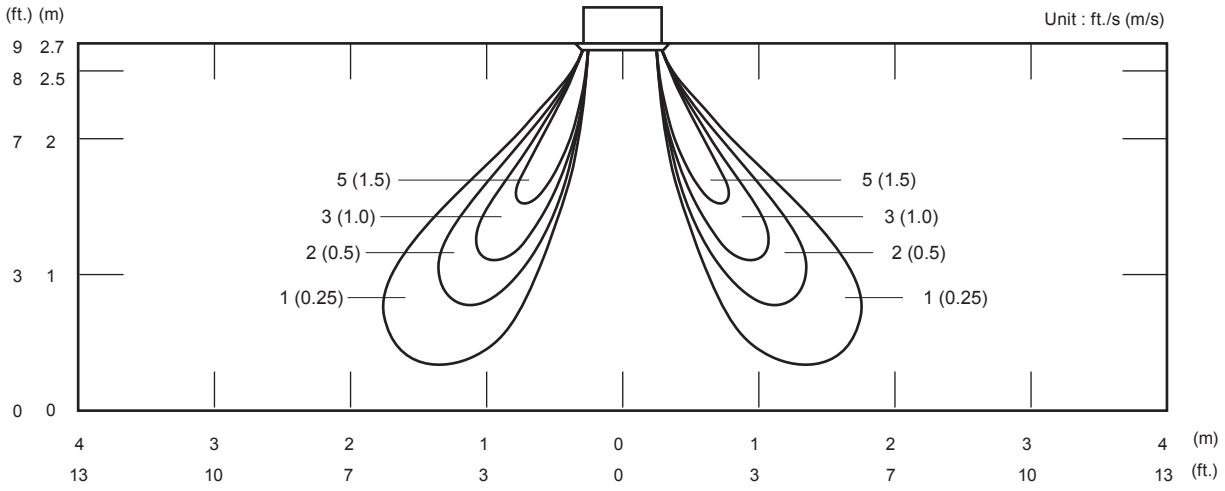

● Air temperature distribution

Side view
Vertical airflow direction louver : Down

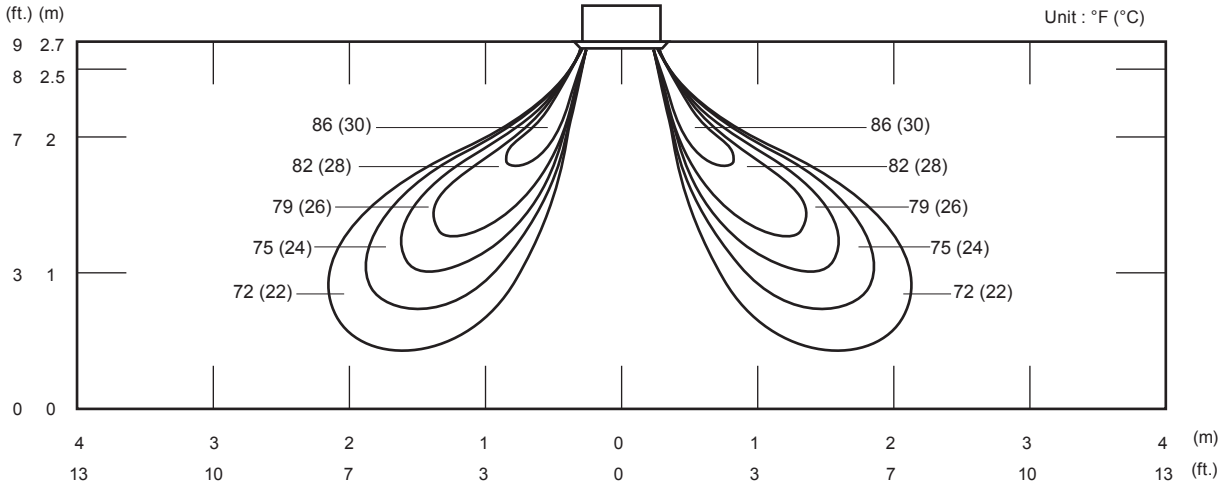

MULTI TYPE
2, 3, 4 ROOMS TYPE

Conditions
Fan speed : High
Operation mode : FAN

■ MODEL : AUU18RLF

● Air velocity distribution

Top view
Vertical airflow direction louver : Up

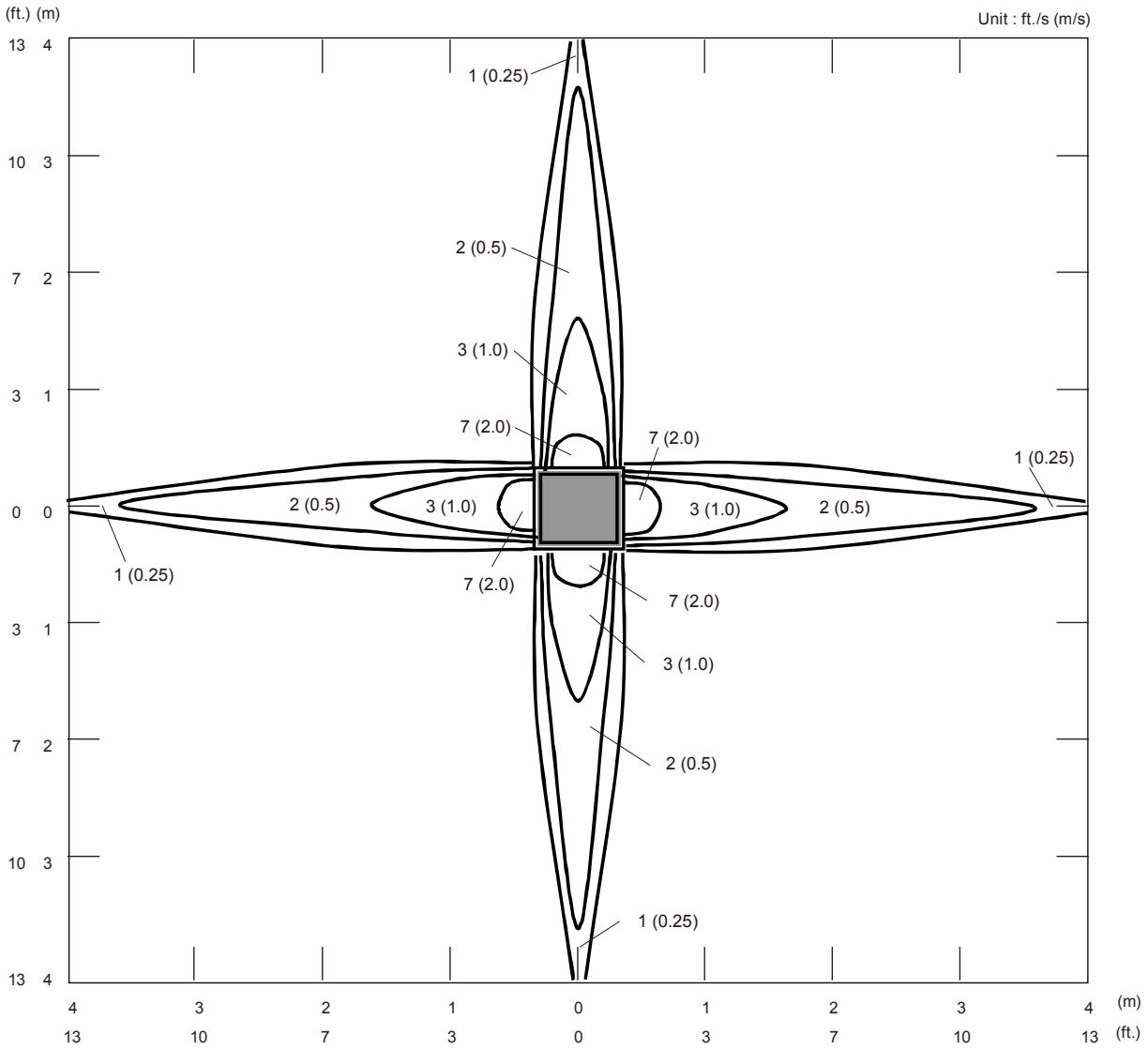

Side view
Vertical airflow direction louver : Up

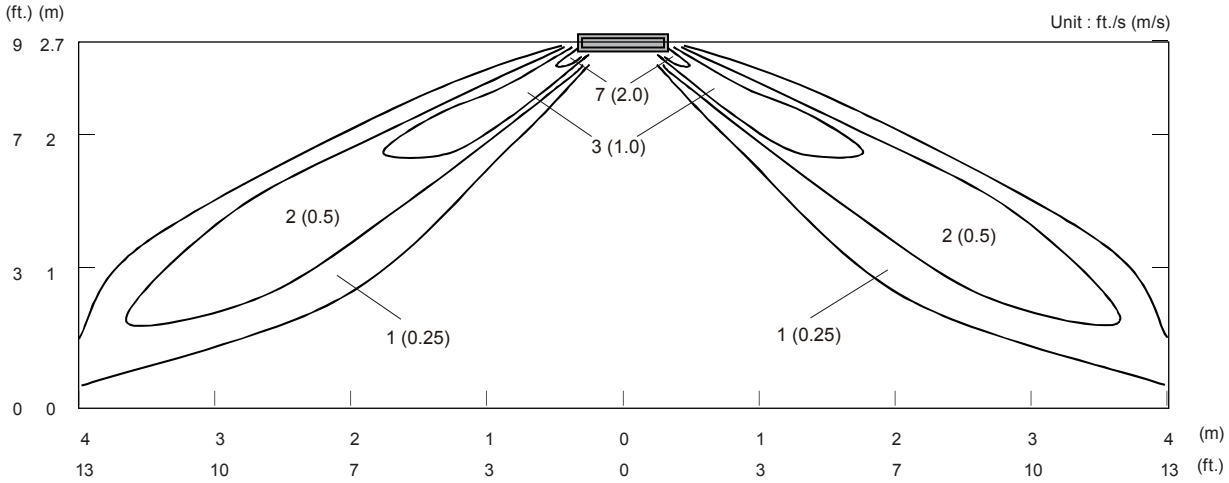

MULTI TYPE
2, 3, 4 ROOMS TYPE

Note: Reference data
Conditions
Fan speed : High
Operation mode : Heating
Vertical airflow direction louver: Downward (4Way)

● Air velocity distribution

Side view
Vertical airflow direction louver : Down

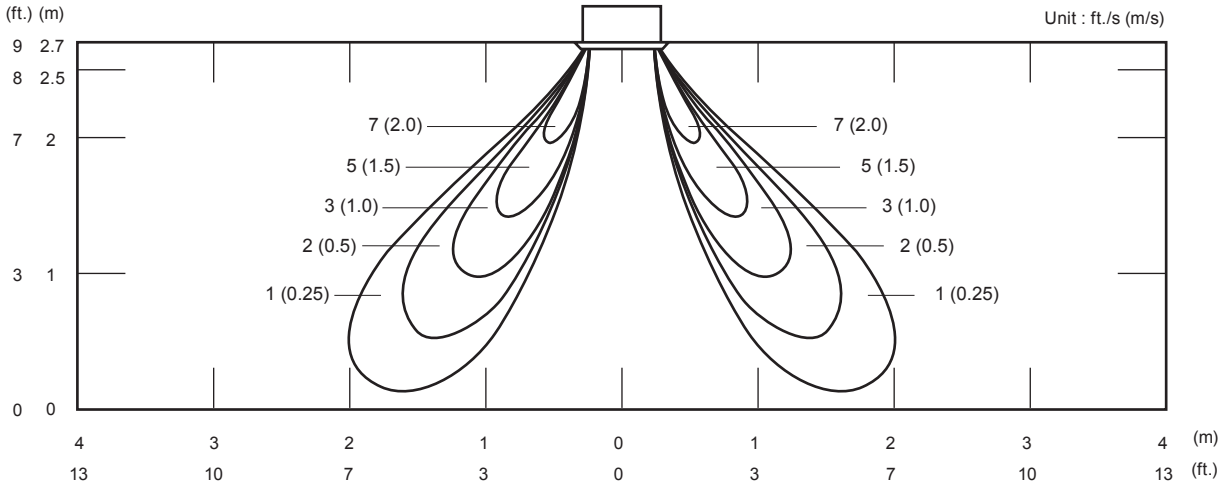

● Air temperature distribution

Side view
Vertical airflow direction louver : Down

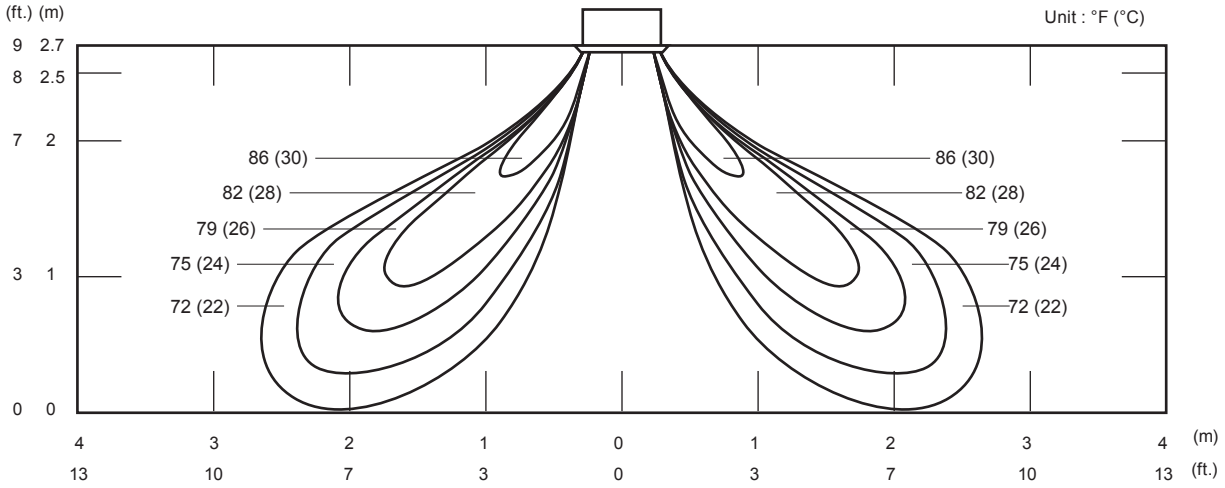

MULTI TYPE
2, 3, 4 ROOMS TYPE

6-2. SLIM DUCT TYPE with Auto louver grille kit

■ MODEL : ARU7RLF

Note: This data is measured installing the Auto louver grille kit (option).

Conditions
Fan speed : High
Operation mode : Fan
Voltage : 230V

● Air velocity distribution

Top view
Vertical airflow direction louver : Up
Horizontal airflow direction louver : Center

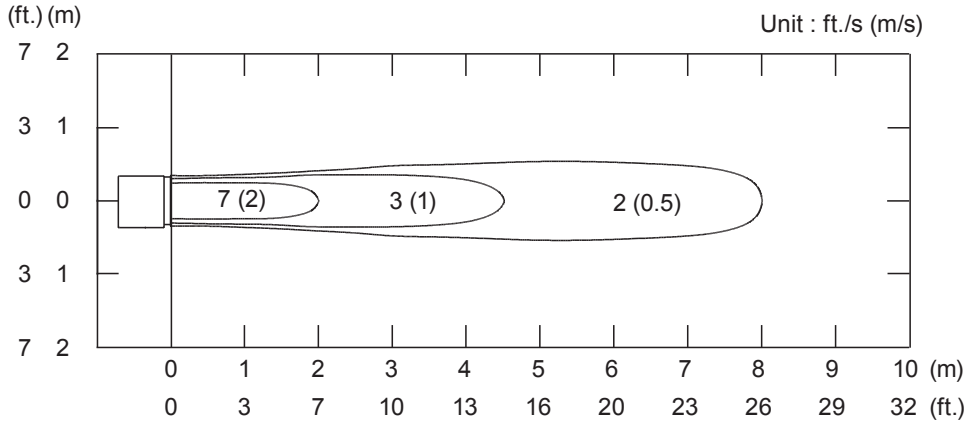

Top view
Vertical airflow direction louver : Up
Horizontal airflow direction louver : Right & Left

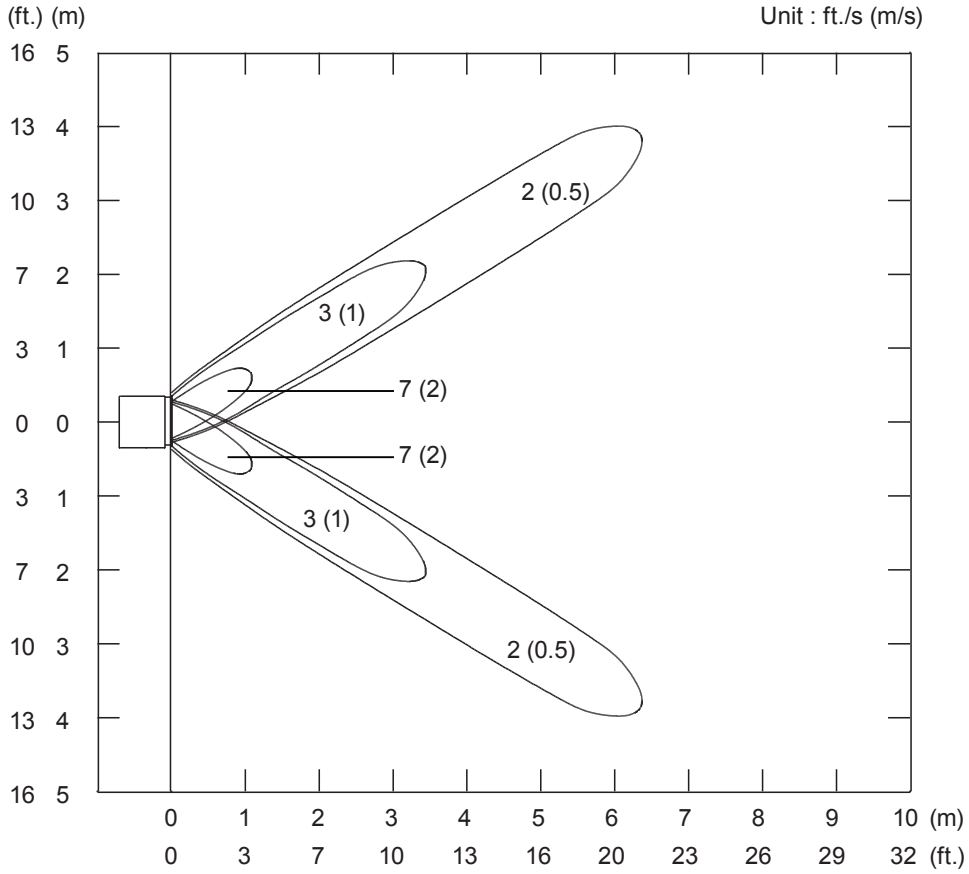

Side view
Vertical airflow direction louver : Up
Horizontal airflow direction louver : Center

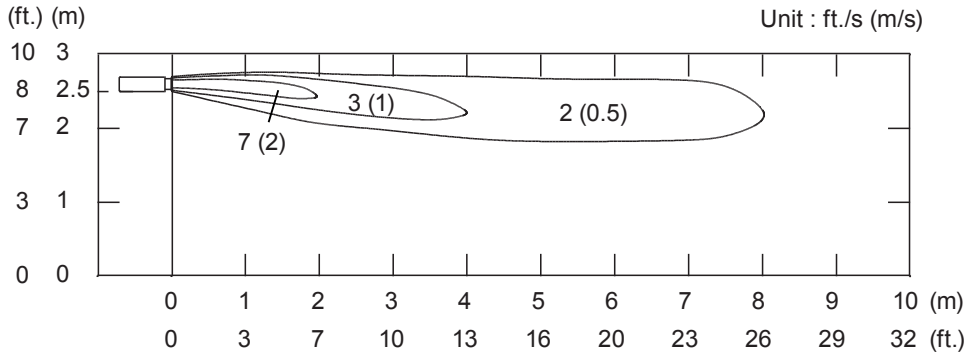

MULTI TYPE
2, 3, 4 ROOMS TYPE

Reference Data
Conditions
Fan speed : High
Operation mode : Heating
Voltage : 230V

Note: This data is measured installing the Auto louver grille kit (option).

● Air velocity distribution

Side view

Vertical airflow direction louver : Down

Horizontal airflow direction louver : Center

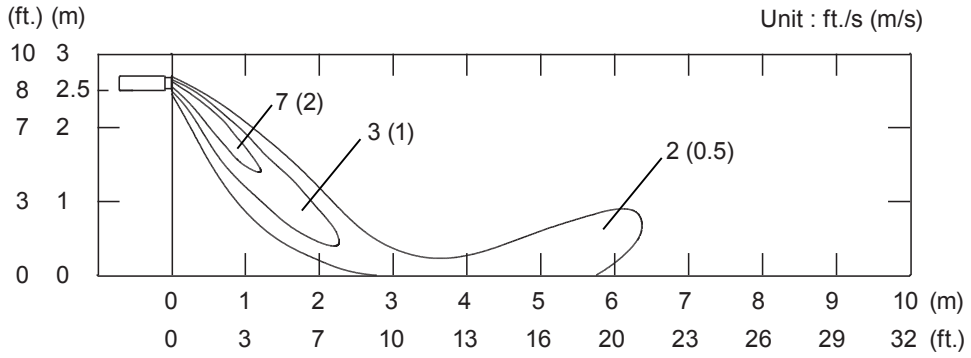

● Air temperature distribution

Side view

Vertical airflow direction louver : Down

Horizontal airflow direction louver : Center

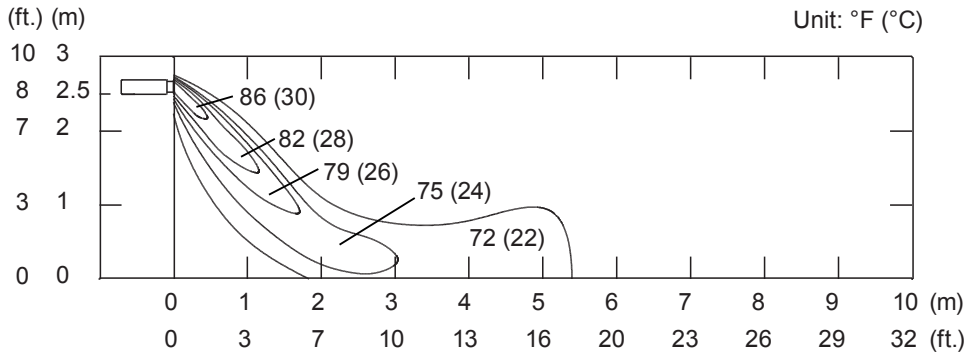

MULTI TYPE
2, 3, 4 ROOMS TYPE

Conditions
Fan speed : High
Operation mode : Fan
Voltage : 230V

■ MODEL : ARU9RLF

Note: This data is measured installing the Auto louver grille kit (option).

● Air velocity distribution

Top view
Vertical airflow direction louver : Up
Horizontal airflow direction louver : Center

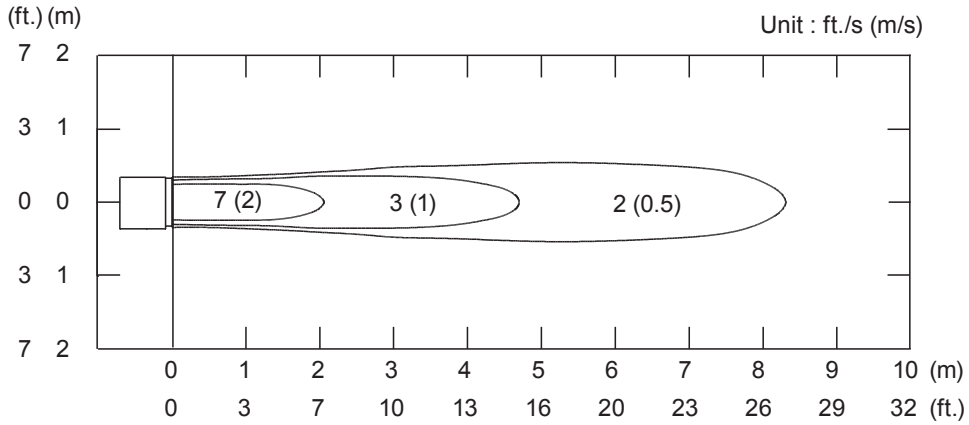

Top view
Vertical airflow direction louver : Up
Horizontal airflow direction louver : Right & Left

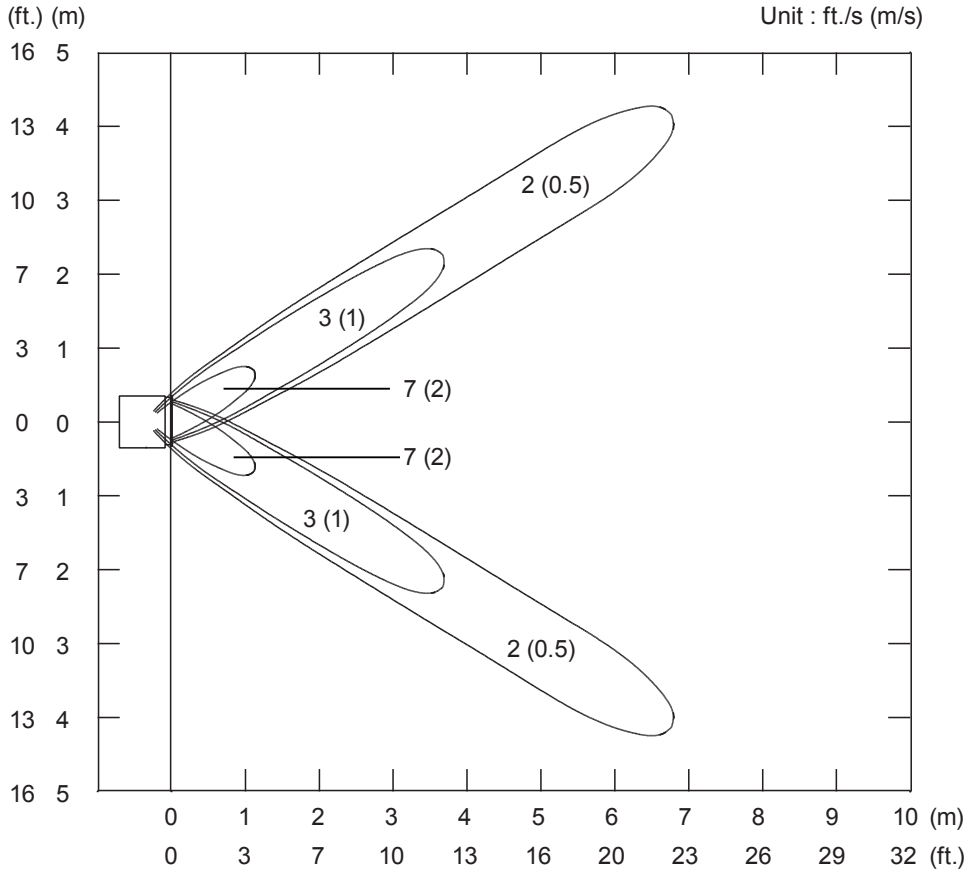

Side view
Vertical airflow direction louver : Up
Horizontal airflow direction louver : Center

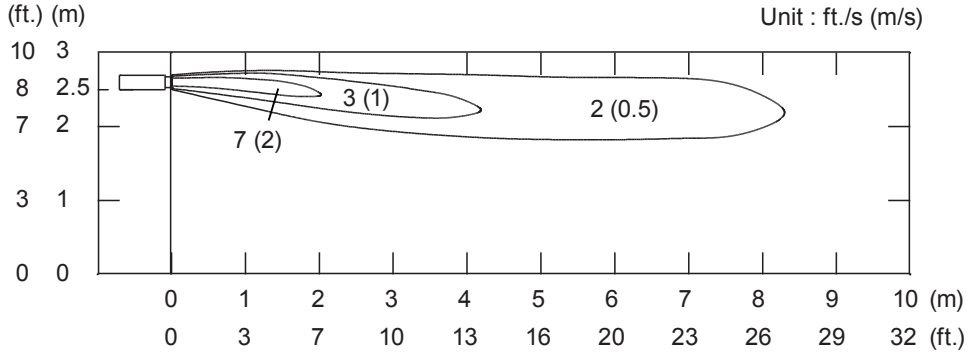

MULTI TYPE
2, 3, 4 ROOMS TYPE

Reference Data
Conditions
Fan speed : High
Operation mode : Heating
Voltage : 230V

Note: This data is measured installing the Auto louver grille kit (option).

● Air velocity distribution

Side view

Vertical airflow direction louver : Down

Horizontal airflow direction louver : Center

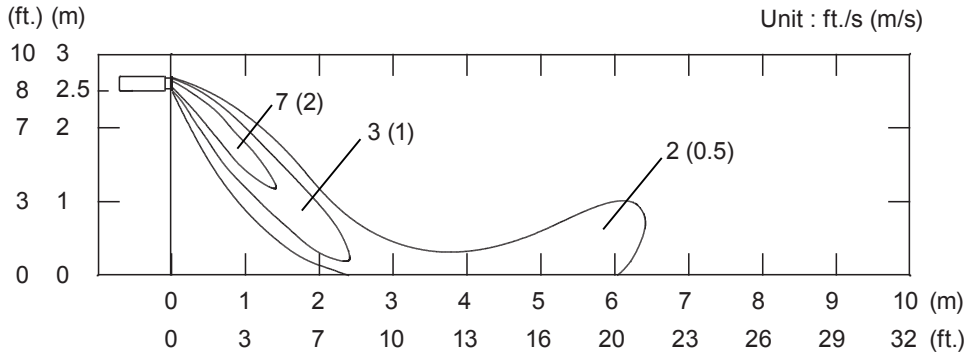

● Air temperature distribution

Side view

Vertical airflow direction louver : Down

Horizontal airflow direction louver : Center

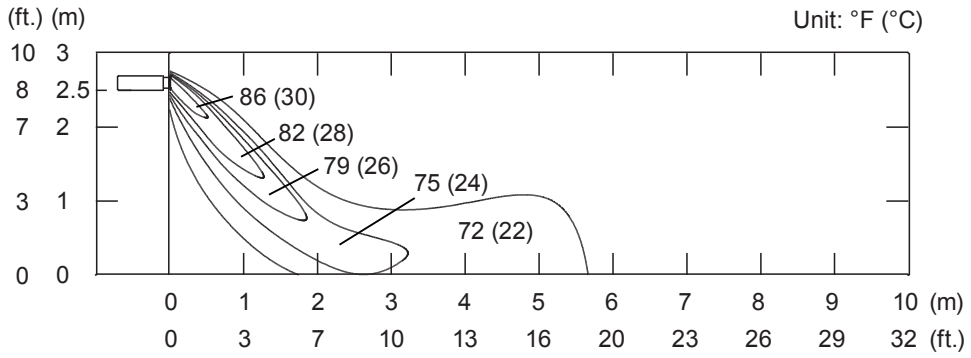

MULTI TYPE
2, 3, 4 ROOMS TYPE

Conditions
Fan speed : High
Operation mode : Fan
Voltage : 230V

■ MODELS : ARU12RLF

Note: This data is measured installing the Auto louver grille kit (option).

● Air velocity distribution

Top view
Vertical airflow direction louver : Up
Horizontal airflow direction louver : Center

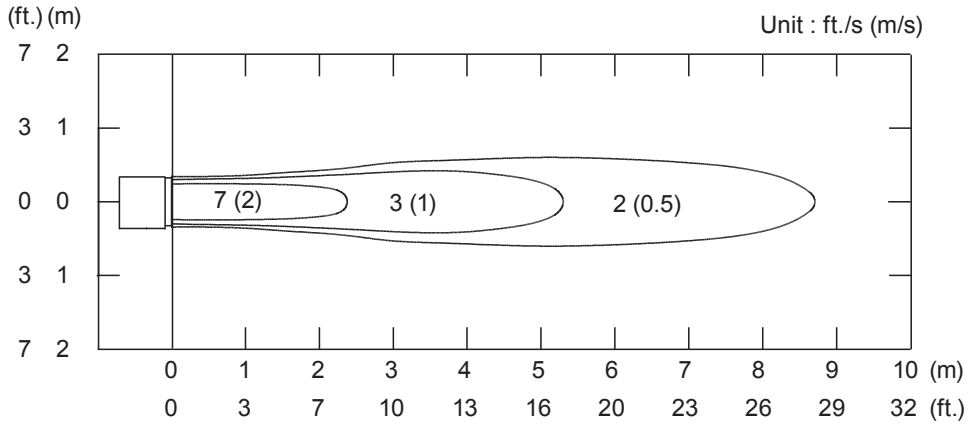

Top view
Vertical airflow direction louver : Up
Horizontal airflow direction louver : Right & Left

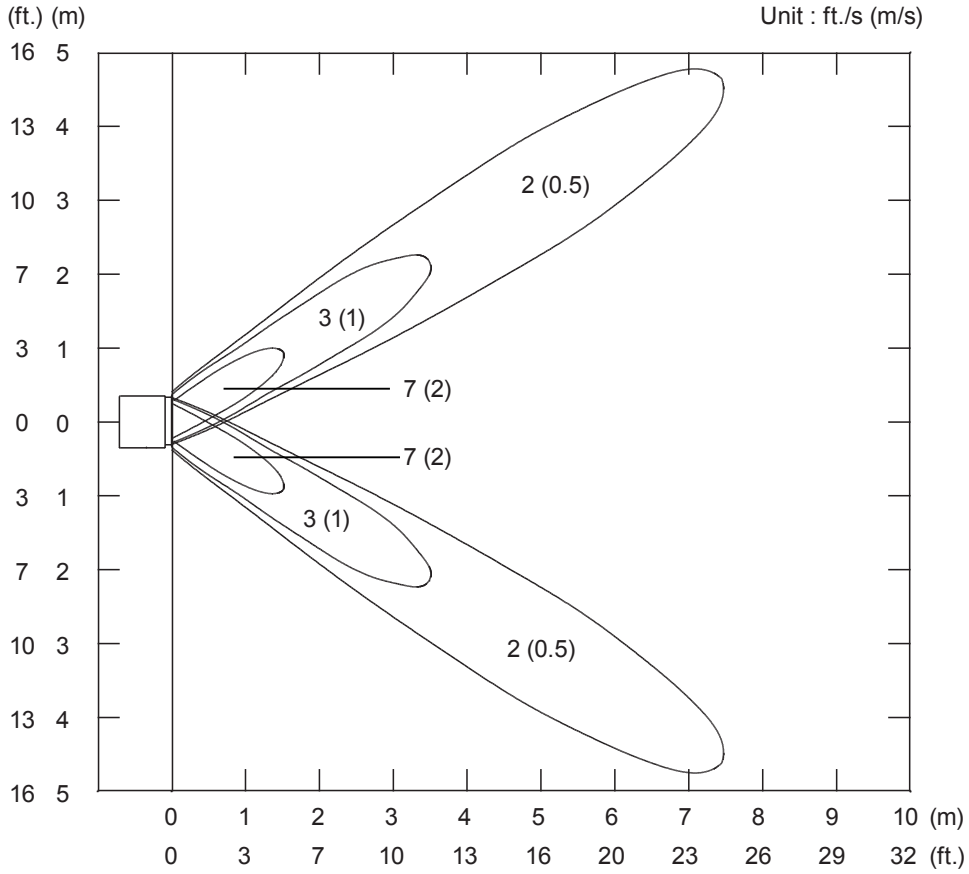

Side view
Vertical airflow direction louver : Up
Horizontal airflow direction louver : Center

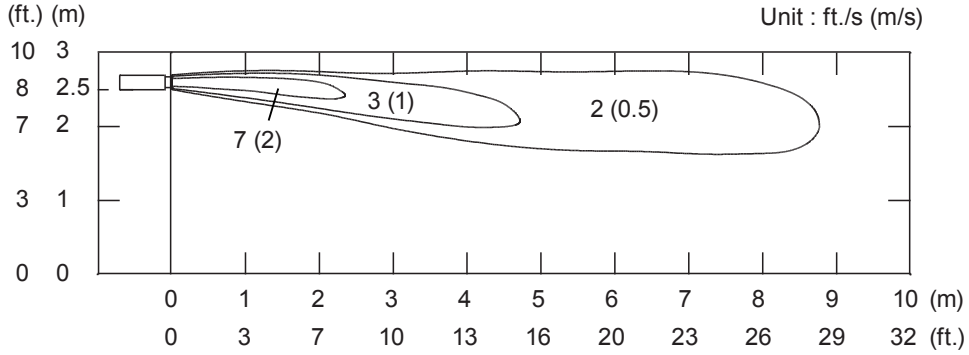

MULTI TYPE
2, 3, 4 ROOMS TYPE

Reference Data
Conditions
Fan speed : High
Operation mode : Heating
Voltage : 230V

Note: This data is measured installing the Auto louver grille kit (option).

● Air velocity distribution

Side view

Vertical airflow direction louver : Down

Horizontal airflow direction louver : Center

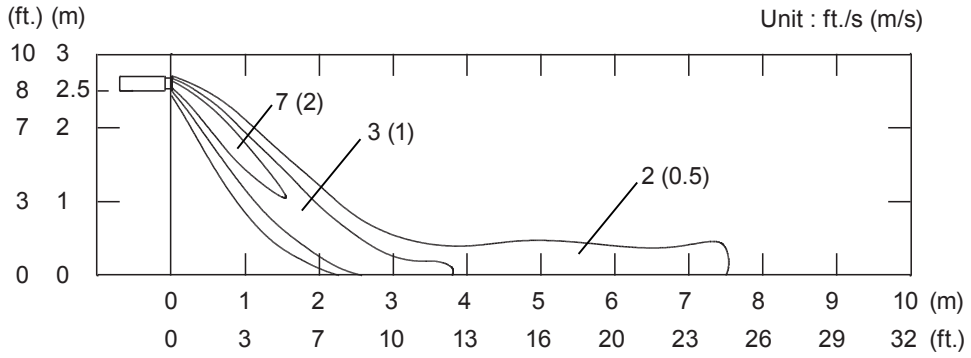

● Air temperature distribution

Side view

Vertical airflow direction louver : Down

Horizontal airflow direction louver : Center

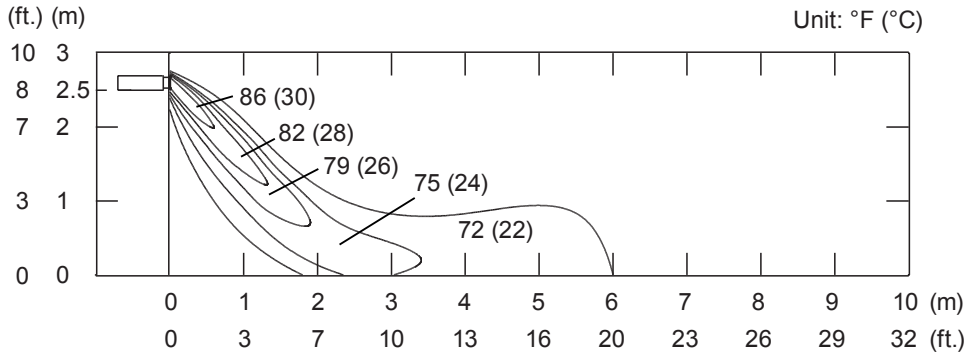

MULTI TYPE
2, 3, 4 ROOMS TYPE

Conditions
Fan speed : High
Operation mode : Fan
Voltage : 230V

■ MODELS : ARU18RLF

Note: This data is measured installing the Auto louver grille kit (option).

● Air velocity distribution

Top view
Vertical airflow direction louver : Up
Horizontal airflow direction louver : Center

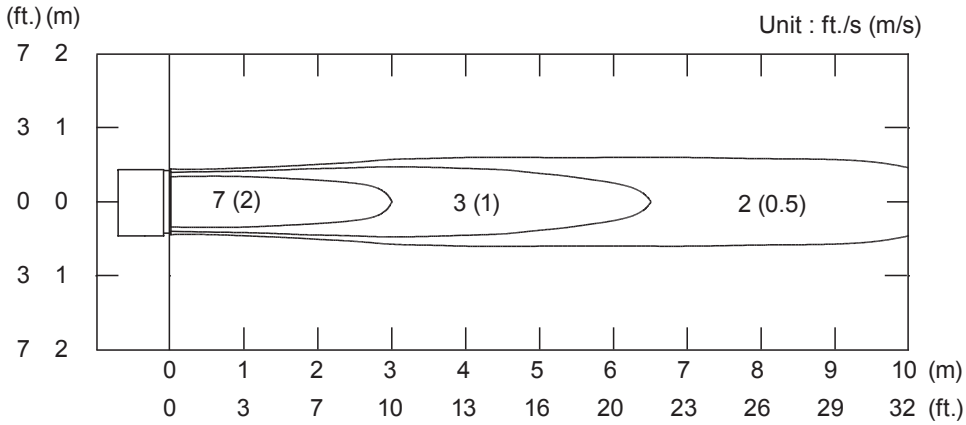

Top view
Vertical airflow direction louver : Up
Horizontal airflow direction louver : Right & Left

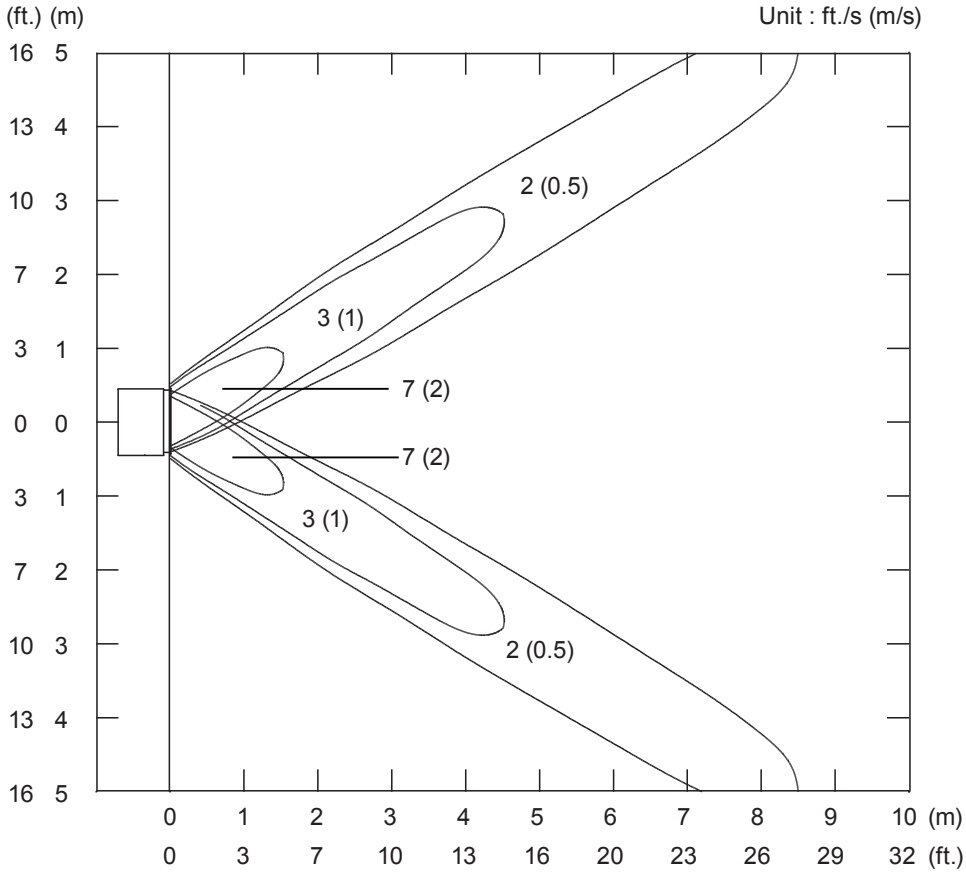

Side view
Vertical airflow direction louver : Up
Horizontal airflow direction louver : Center

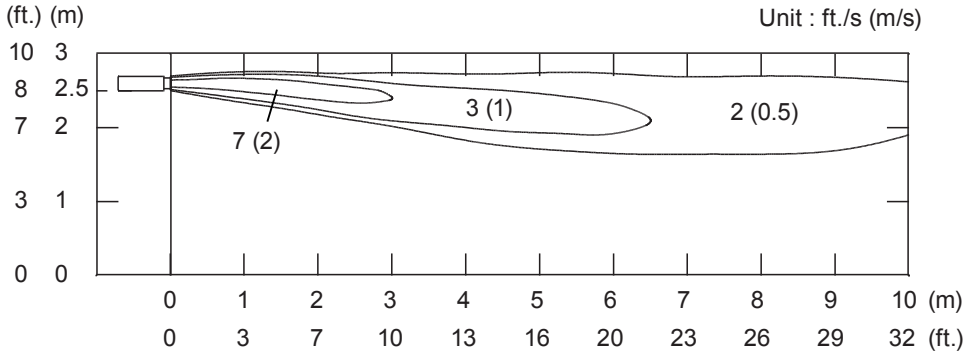

MULTI TYPE
2, 3, 4 ROOMS TYPE

Note: This data is measured installing the Auto louver grille kit (option).

Reference Data
Conditions
Fan speed : High
Operation mode : Heating
Voltage : 230V

● Air velocity distribution

Side view

Vertical airflow direction louver : Down

Horizontal airflow direction louver : Center

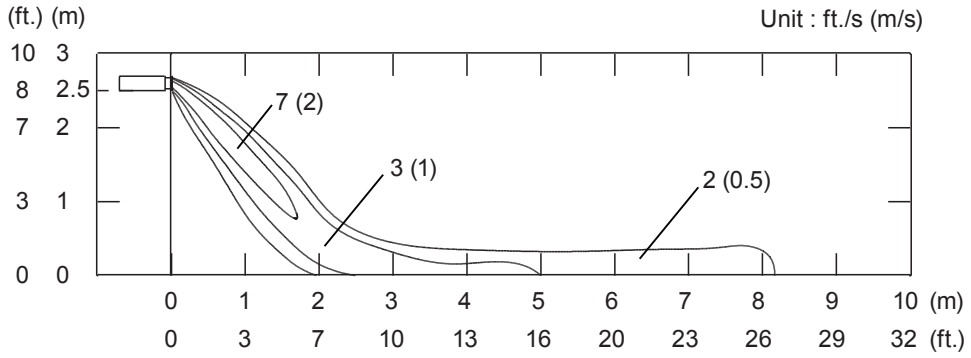

● Air temperature distribution

Side view

Vertical airflow direction louver : Down

Horizontal airflow direction louver : Center

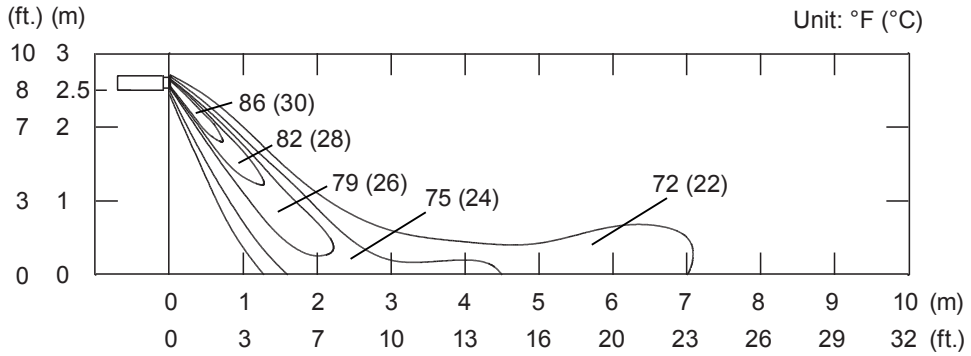

MULTI TYPE
2, 3, 4 ROOMS TYPE

■ MODEL : ARU24RLF

Note: This data is measured installing the Auto louver grille kit (option).

Conditions
Fan speed : High
Operation mode : Fan
Voltage : 230V

● Air velocity distribution

Top view
Vertical airflow direction louver : Up
Horizontal airflow direction louver : Center

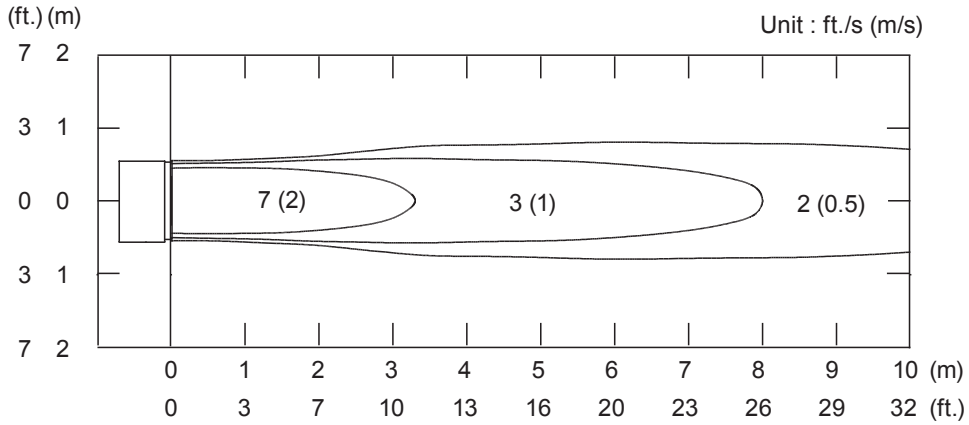

Top view
Vertical airflow direction louver : Up
Horizontal airflow direction louver : Right & Left

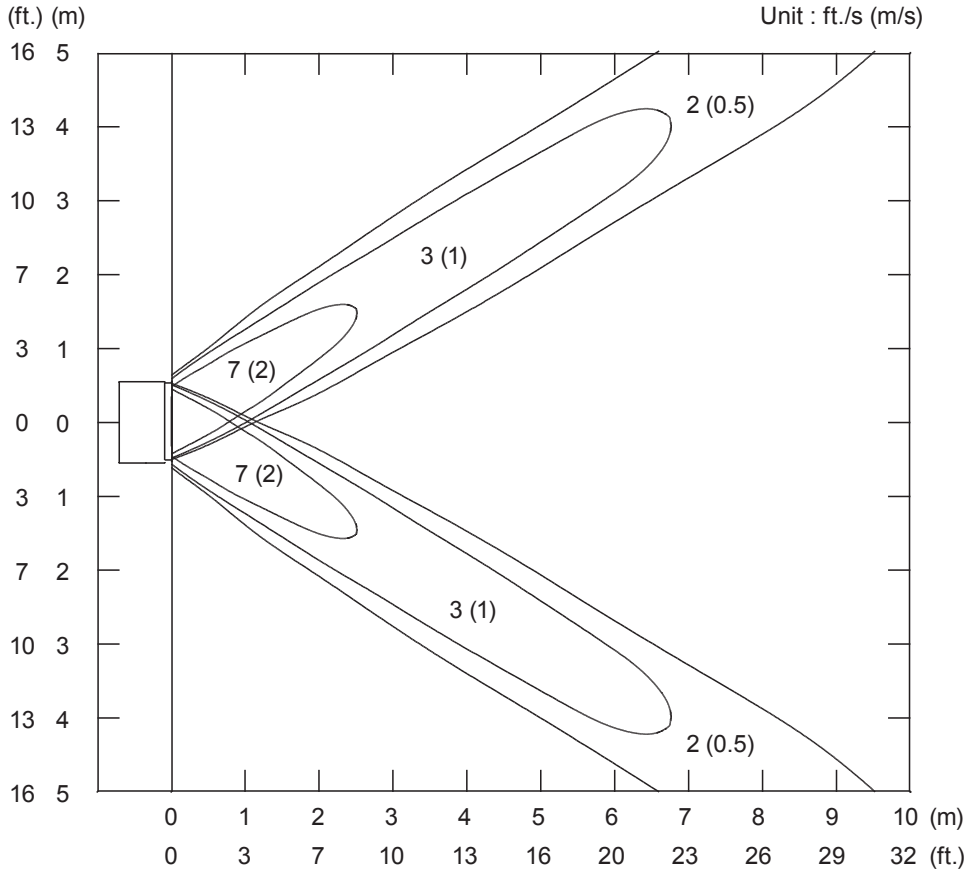

Side view
Vertical airflow direction louver : Up
Horizontal airflow direction louver : Center

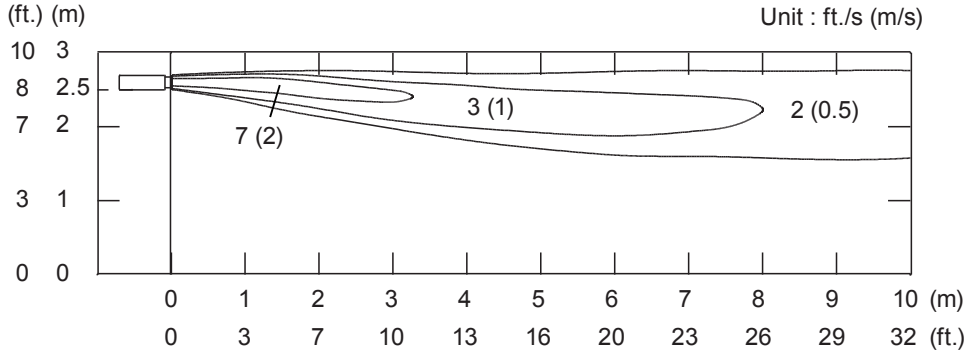

MULTI TYPE
2, 3, 4 ROOMS TYPE

Note: This data is measured installing the Auto louver grille kit (option).

Conditions	
Fan speed	: High
Operation mode	: Heat
Voltage	: 230V
Reference Data	

● Air velocity distribution

Side view

Vertical airflow direction louver : Down

Horizontal airflow direction louver : Center

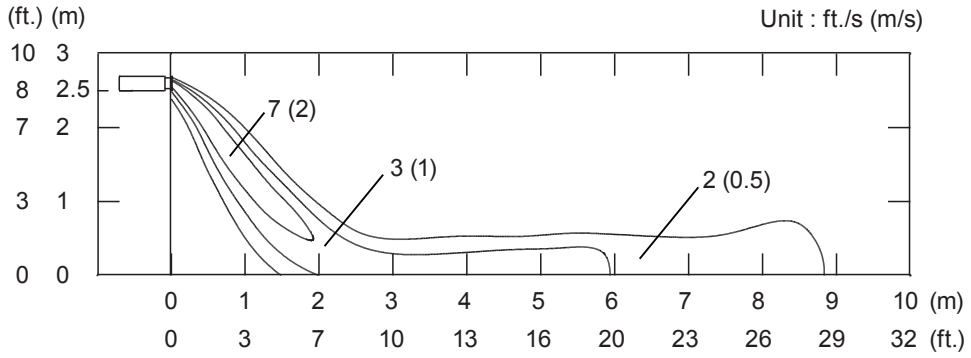

● Air temperature distribution

Side view

Vertical airflow direction louver : Down

Horizontal airflow direction louver : Center

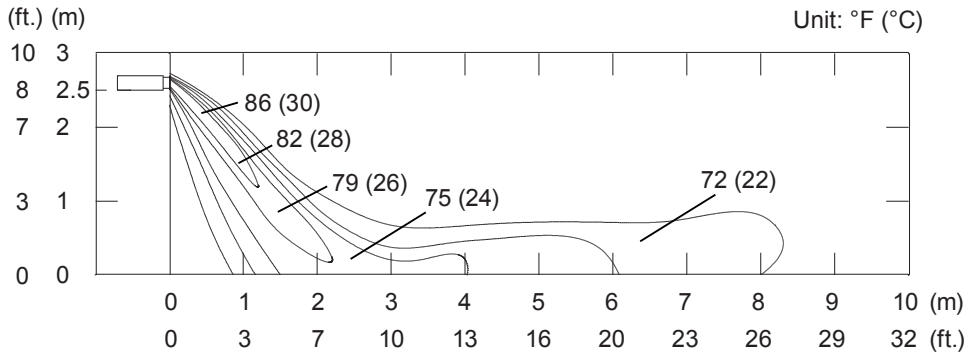

6-3. WALL MOUNTED TYPE

■ MODEL : ASU7RLF1

Conditions
Fan speed : High
Operation mode : Fan

Top view
Vertical airflow direction louver : Up
Horizontal airflow direction louver : Center

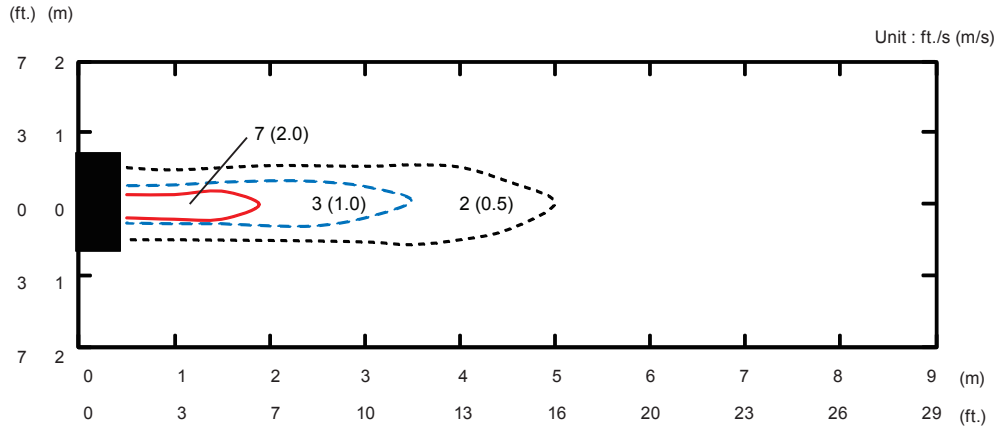

Top view
Vertical airflow direction louver : Up
Horizontal airflow direction louver : Right & Left

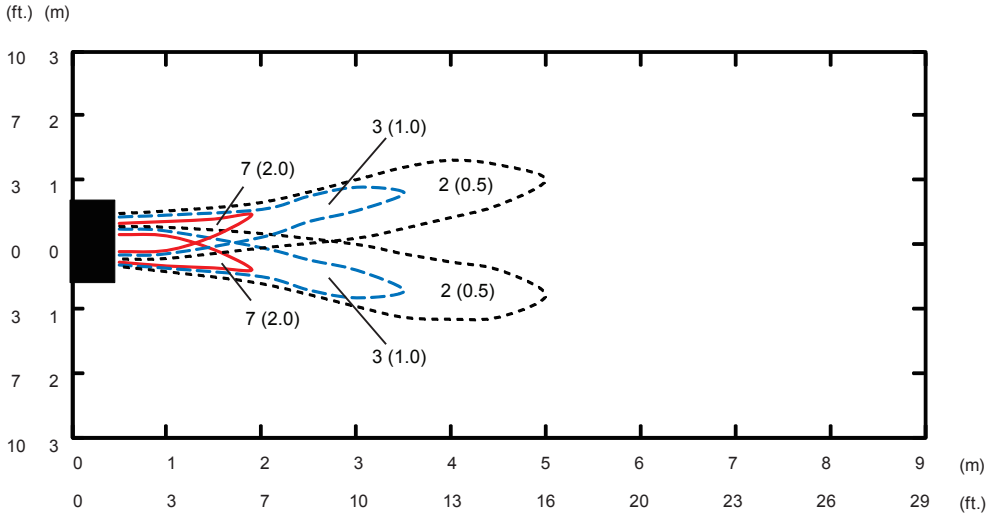

Side view
Vertical airflow direction louver : Up
Horizontal airflow direction louver : Center

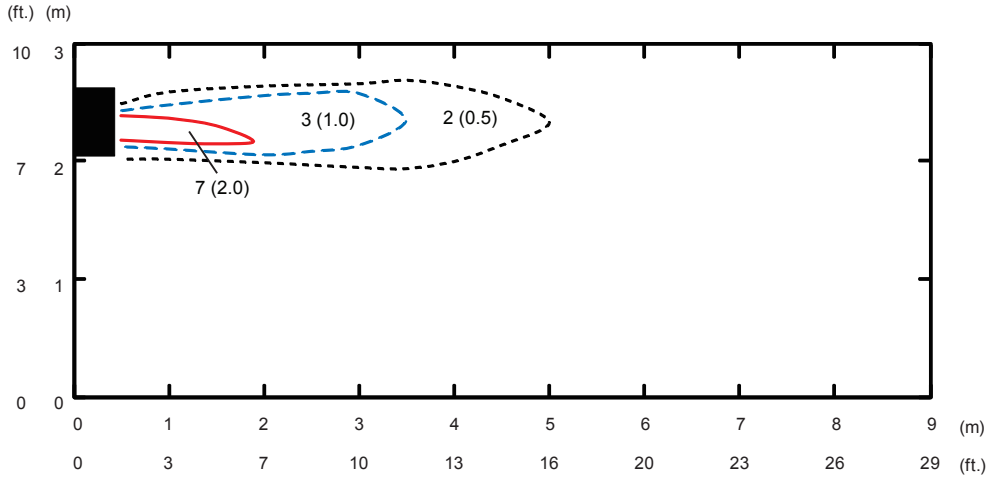

Side view
Vertical airflow direction louver : Down
Horizontal airflow direction louver : Center

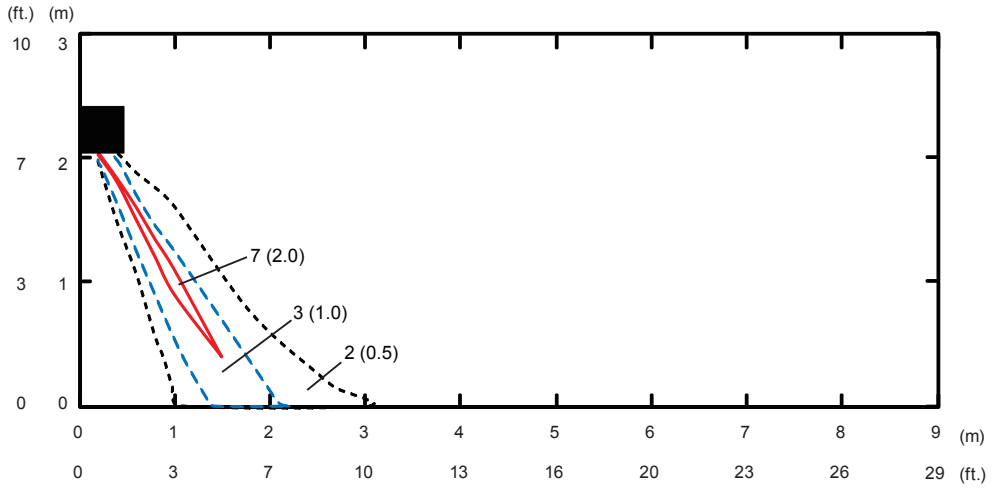

MULTI TYPE
2, 3, 4 ROOMS TYPE

■ MODEL : ASU9RLF1

Conditions
Fan speed : High
Operation mode : Fan

Top view
Vertical airflow direction louver : Up
Horizontal airflow direction louver : Center

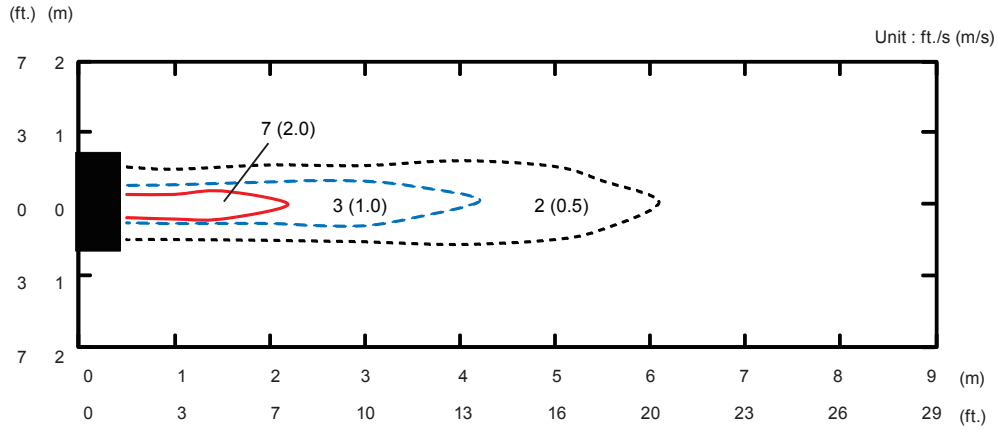

Top view
Vertical airflow direction louver : Up
Horizontal airflow direction louver : Right & Left

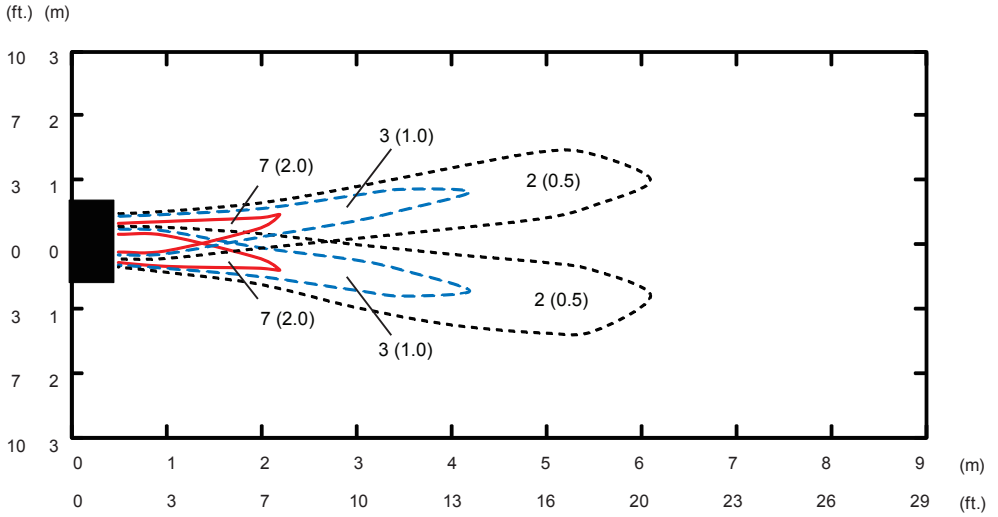

Side view
Vertical airflow direction louver : Up
Horizontal airflow direction louver : Center

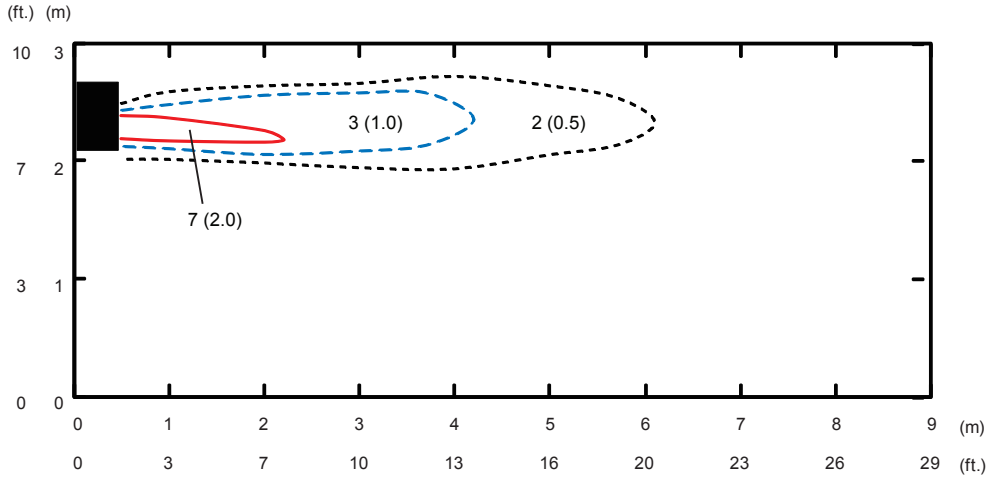

Side view
Vertical airflow direction louver : Down
Horizontal airflow direction louver : Center

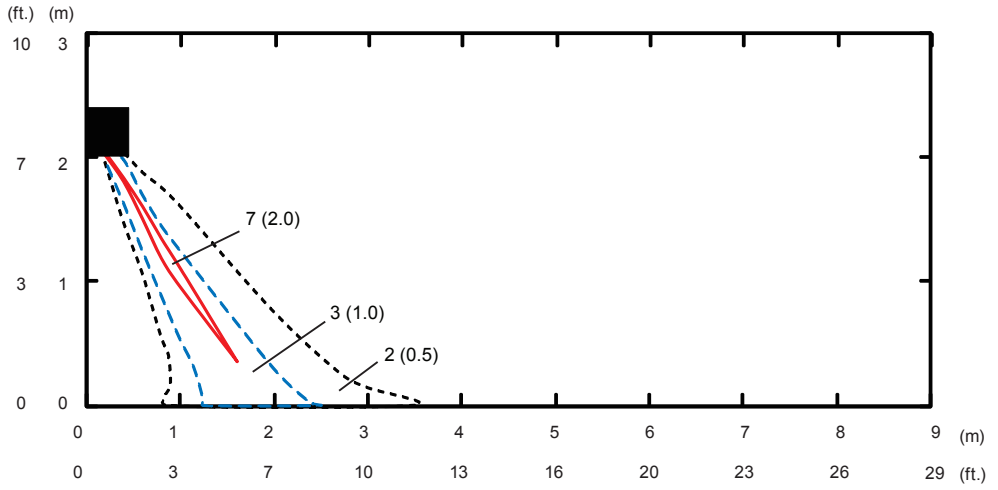

MULTI TYPE
2, 3, 4 ROOMS TYPE

■ MODEL : ASU12RLF1

Conditions
Fan speed : High
Operation mode : Fan

Top view
Vertical airflow direction louver : Up
Horizontal airflow direction louver : Center

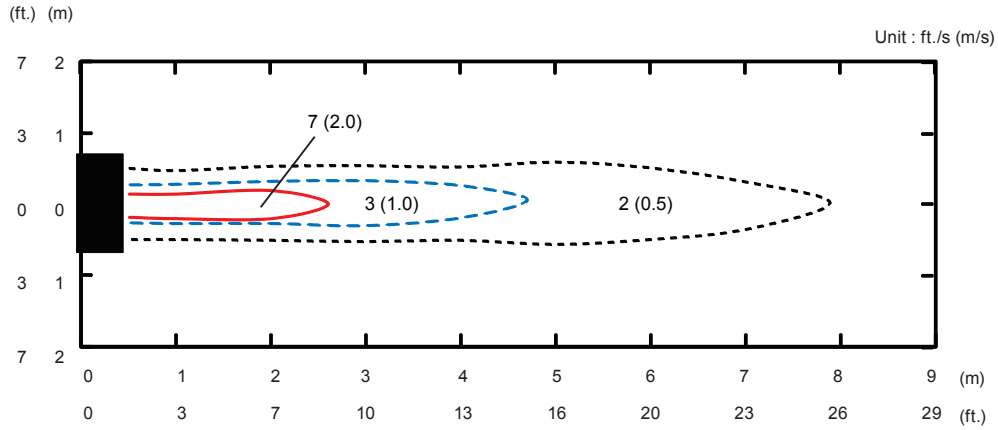

Top view
Vertical airflow direction louver : Up
Horizontal airflow direction louver : Right & Left

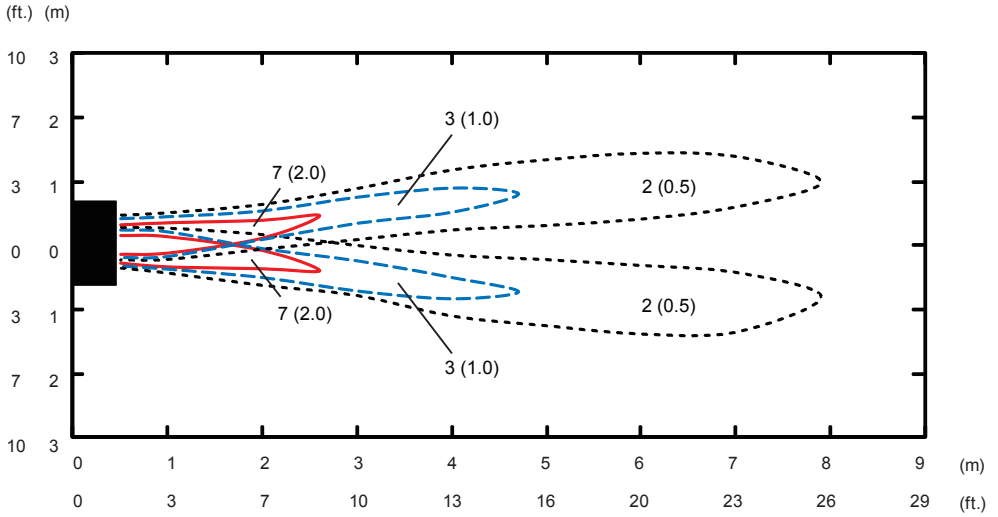

Side view
Vertical airflow direction louver : Up
Horizontal airflow direction louver : Center

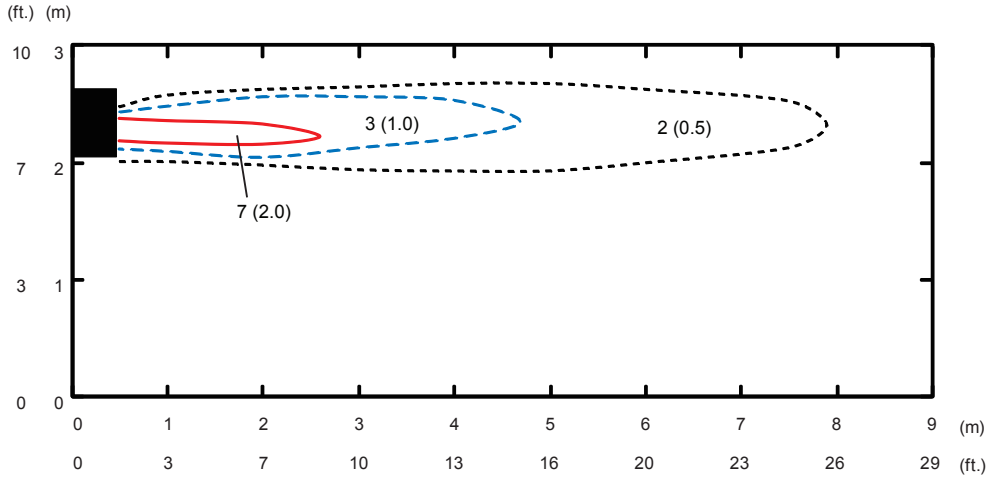

Side view
Vertical airflow direction louver : Down
Horizontal airflow direction louver : Center

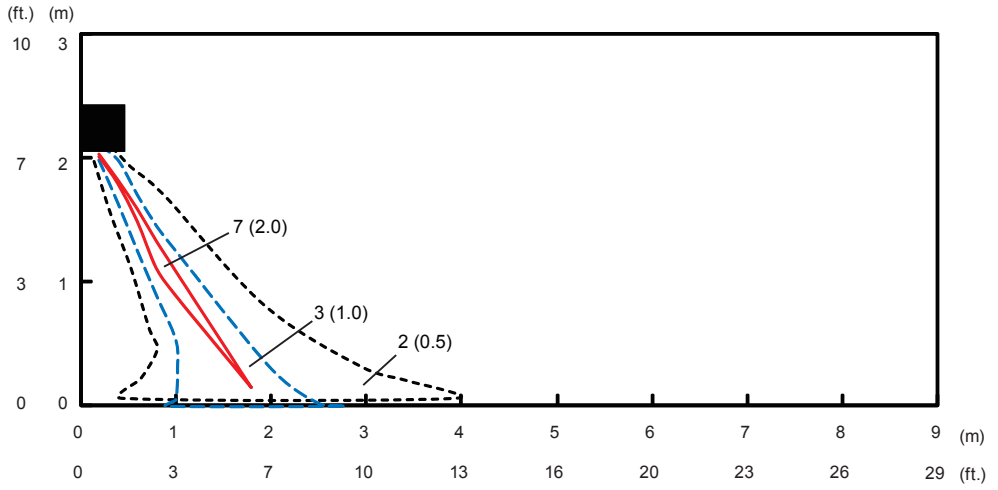

MULTI TYPE
2, 3, 4 ROOMS TYPE

■ MODEL : ASU7RLF

Conditions
Fan speed : High
Operation mode : Fan

Top view
Vertical airflow direction louver : Up
Horizontal airflow direction louver : Center

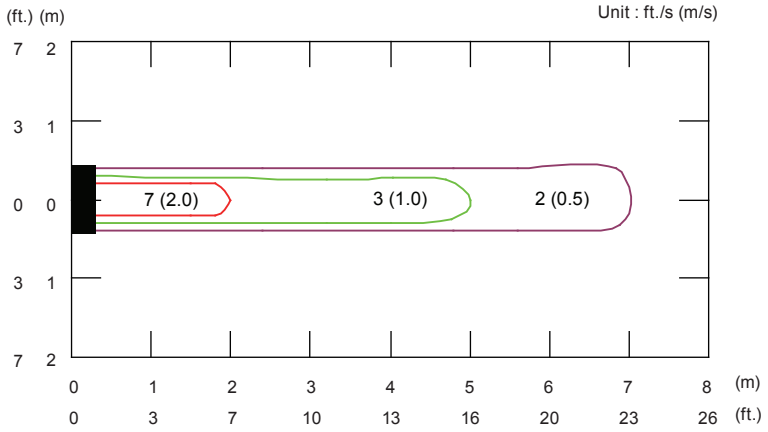

Top view
Vertical airflow direction louver : Up
Horizontal airflow direction louver : Right & Left

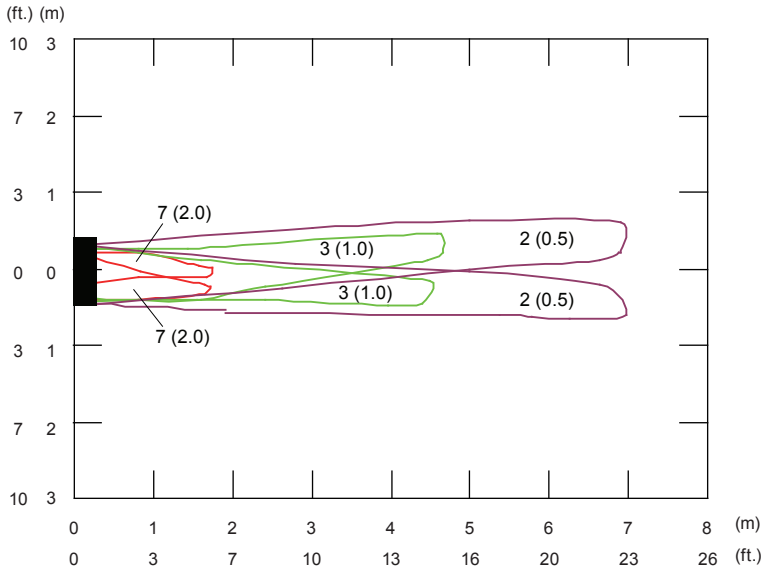

Side view
Vertical airflow direction louver : Up
Horizontal airflow direction louver : Center

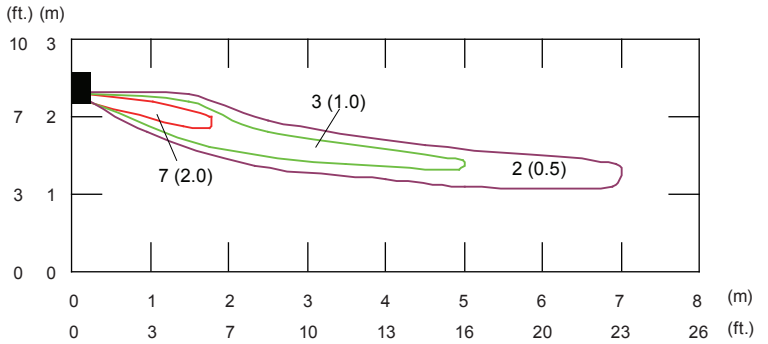

Side view
Vertical airflow direction louver : Down
Horizontal airflow direction louver : Center

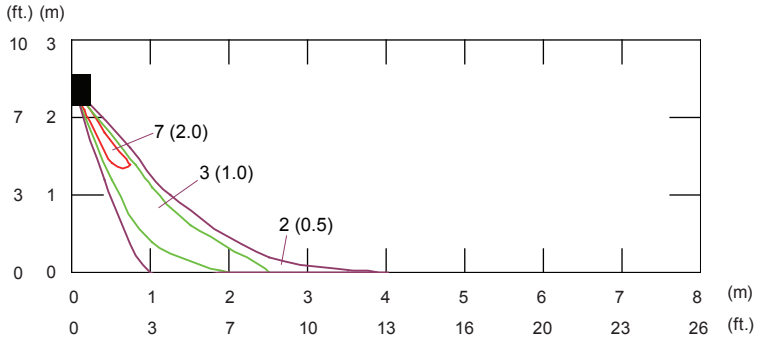

MULTI TYPE
2, 3, 4 ROOMS TYPE

■ MODEL : ASU9RLF

Conditions
Fan speed : High
Operation mode : Fan

Top view
Vertical airflow direction louver : Up
Horizontal airflow direction louver : Center

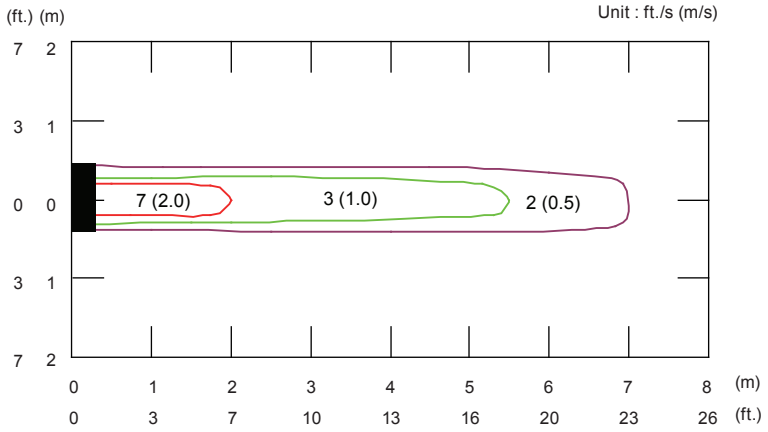

Top view
Vertical airflow direction louver : Up
Horizontal airflow direction louver : Right & Left

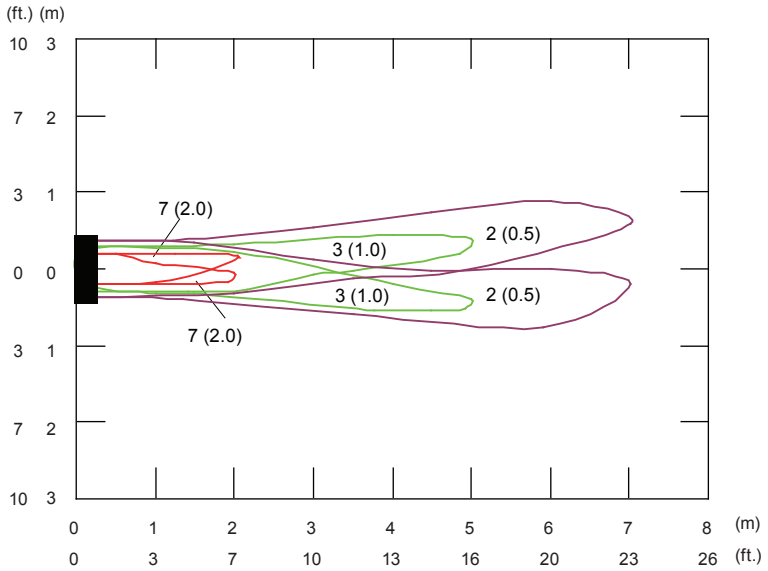

Side view
Vertical airflow direction louver : Up
Horizontal airflow direction louver : Center

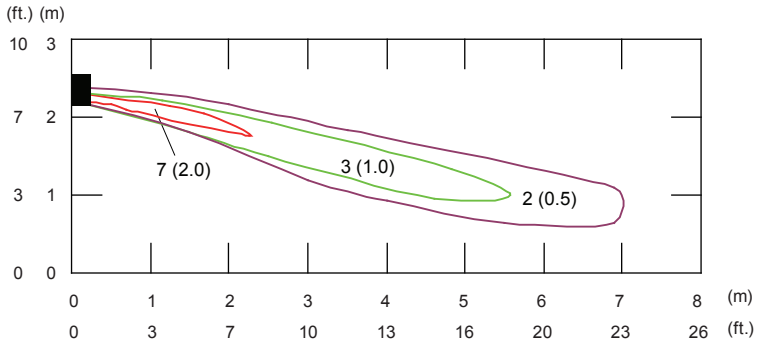

Side view
Vertical airflow direction louver : Down
Horizontal airflow direction louver : Center

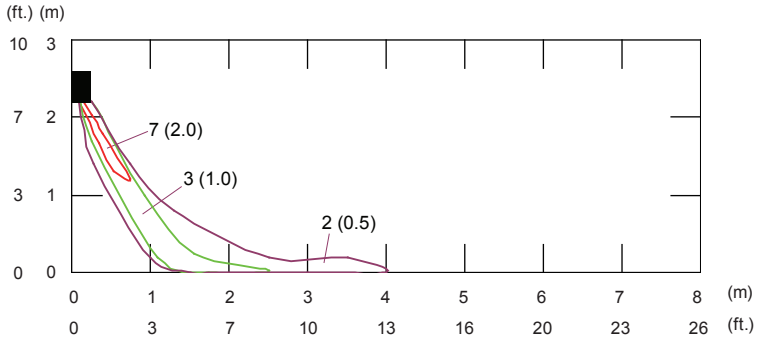

MULTI TYPE
2, 3, 4 ROOMS TYPE

■ MODEL : ASU12RLF

Conditions
Fan speed : High
Operation mode : Fan

Top view
Vertical airflow direction louver : Up
Horizontal airflow direction louver : Center

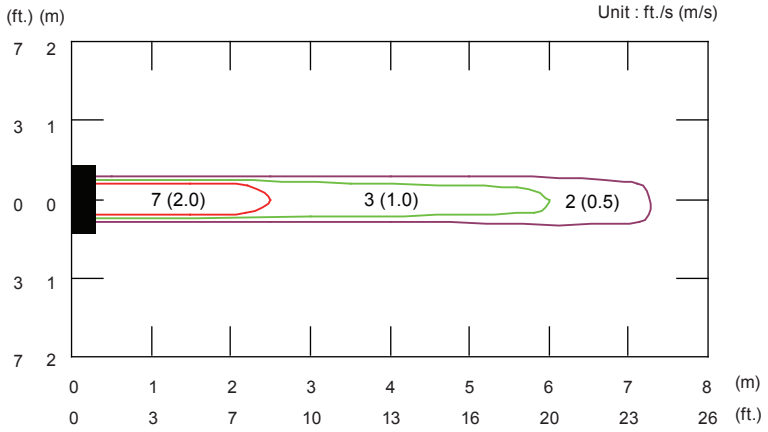

Top view
Vertical airflow direction louver : Up
Horizontal airflow direction louver : Right & Left

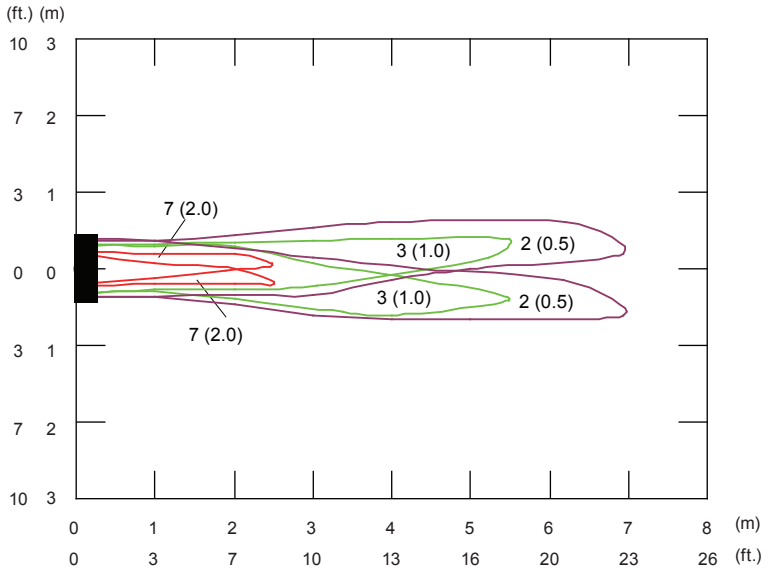

Side view
Vertical airflow direction louver : Up
Horizontal airflow direction louver : Center

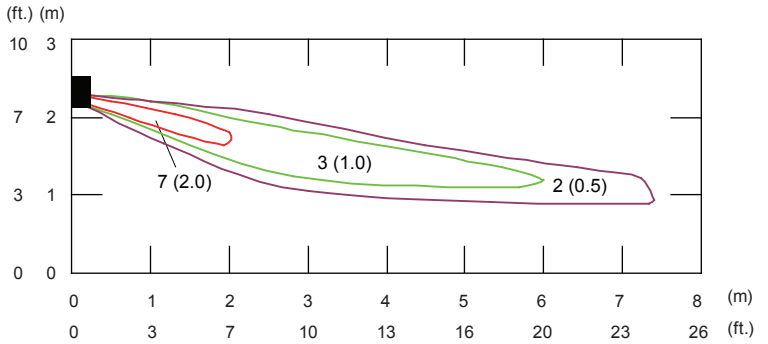

Side view
Vertical airflow direction louver : Down
Horizontal airflow direction louver : Center

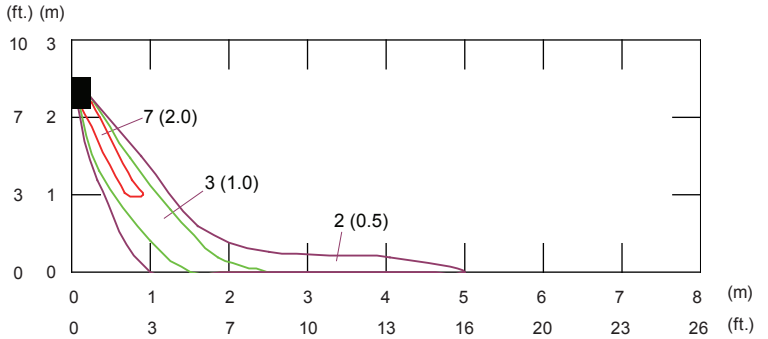

MULTI TYPE
2, 3, 4 ROOMS TYPE

■ MODEL : ASU9RLS2

Conditions
Fan speed : High
Operation mode : Fan

Top view
Vertical airflow direction louver : Up
Horizontal airflow direction louver : Center

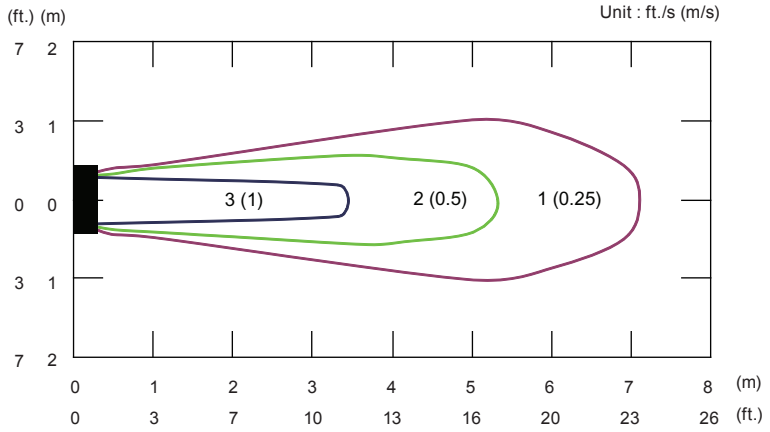

Top view
Vertical airflow direction louver : Up
Horizontal airflow direction louver : Right & Left

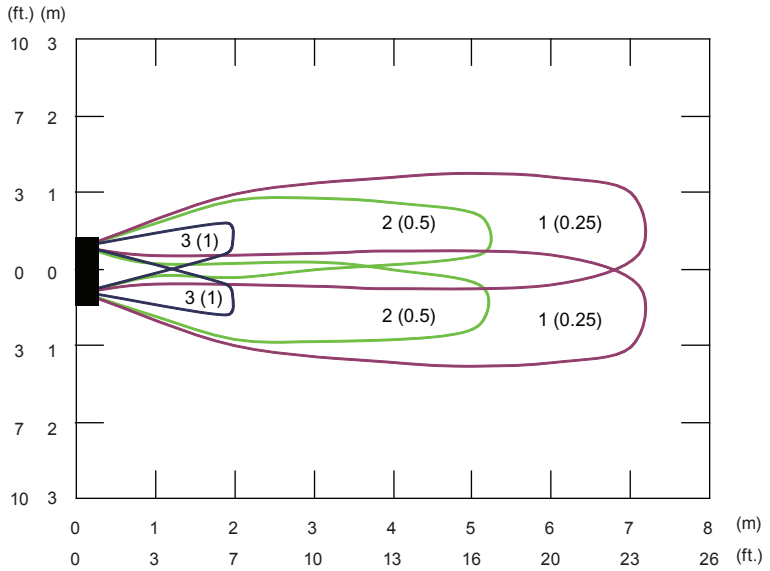

Side view
Vertical airflow direction louver : Up
Horizontal airflow direction louver : Center

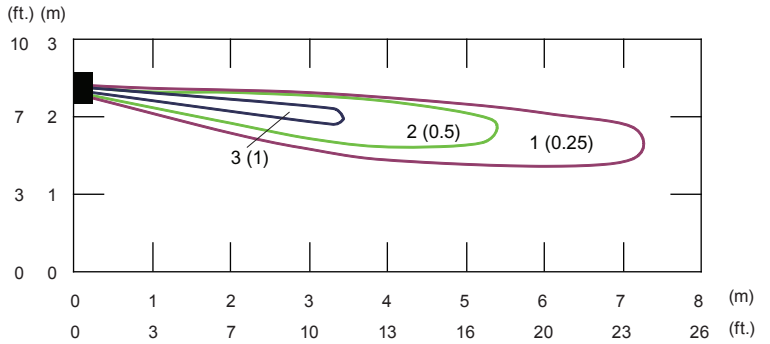

Side view
Vertical airflow direction louver : Down
Horizontal airflow direction louver : Center

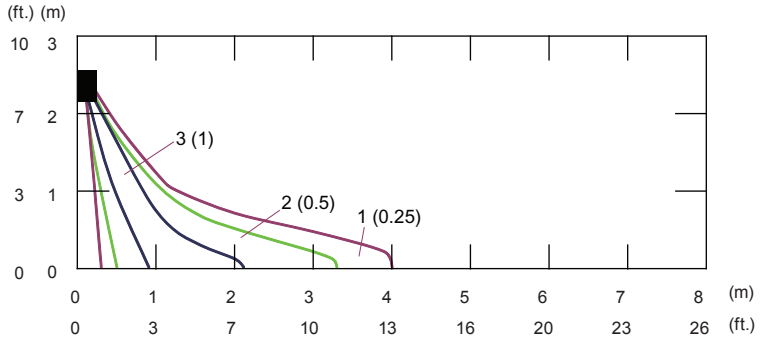

MULTI TYPE
2, 3, 4 ROOMS TYPE

■ MODEL : ASU12RLS2, ASU15RLS2

Conditions
Fan speed : High
Operation mode : Fan

Top view
Vertical airflow direction louver : Up
Horizontal airflow direction louver : Center

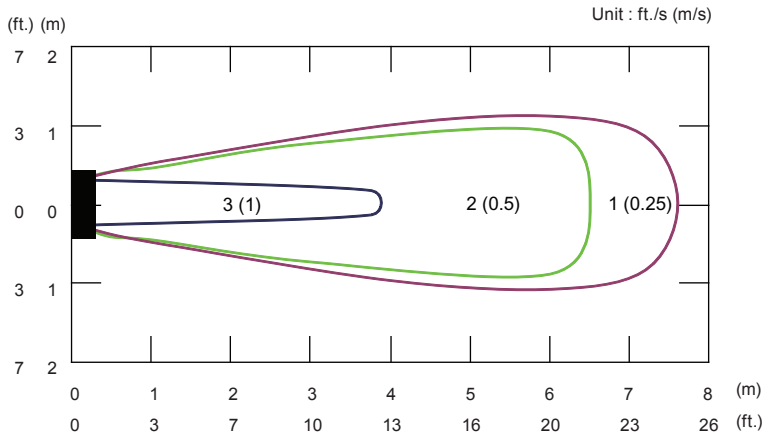

Top view
Vertical airflow direction louver : Up
Horizontal airflow direction louver : Right & Left

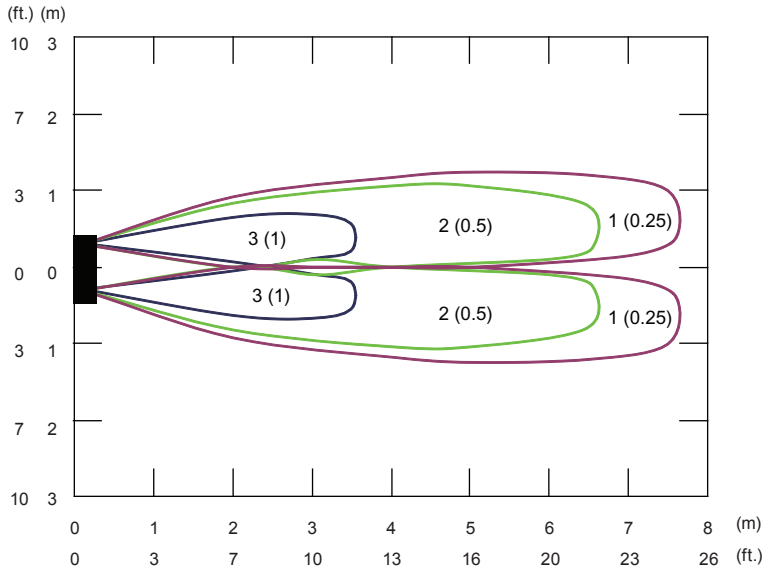

Side view
Vertical airflow direction louver : Up
Horizontal airflow direction louver : Center

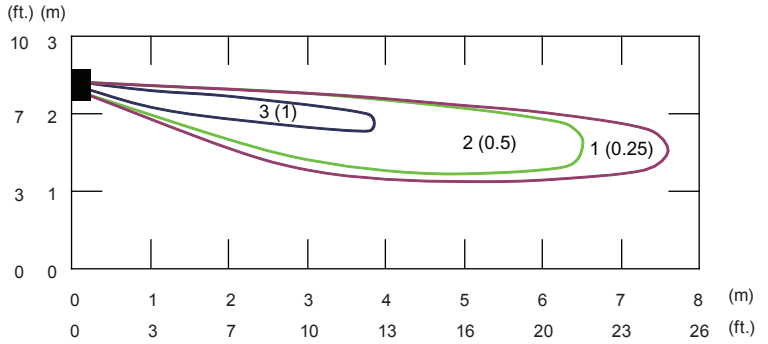

Side view
Vertical airflow direction louver : Down
Horizontal airflow direction louver : Center

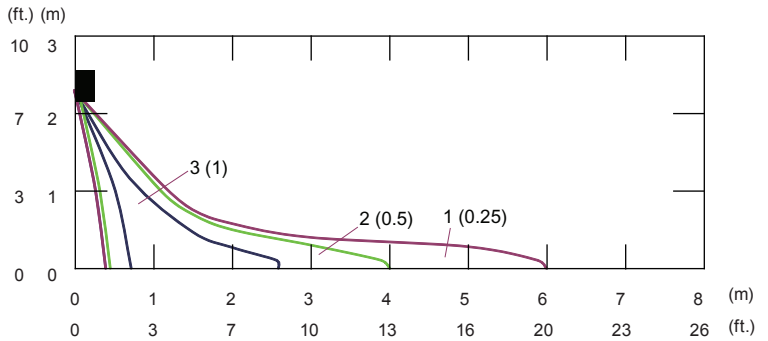

MULTI TYPE
2, 3, 4 ROOMS TYPE

■ MODEL : ASU18RLF

Conditions
Fan speed : High
Operation mode : Fan

Top view
Vertical airflow direction louver : Up
Horizontal airflow direction louver : Center

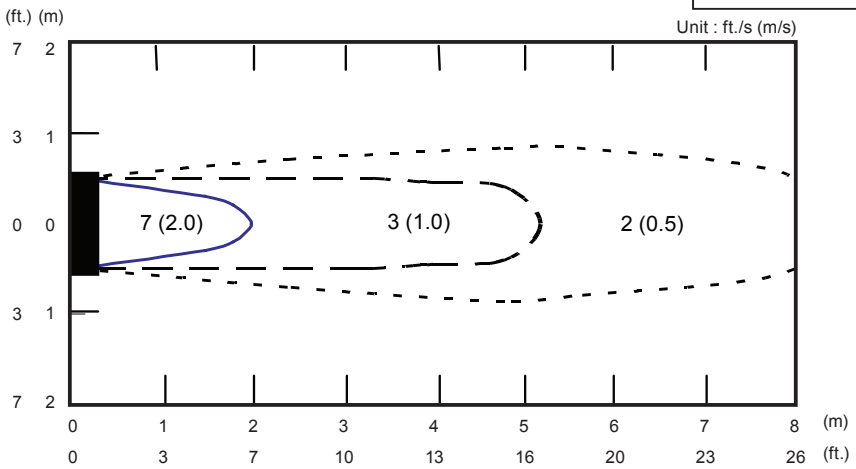

Top view
Vertical airflow direction louver : Up
Horizontal airflow direction louver : Right & Left

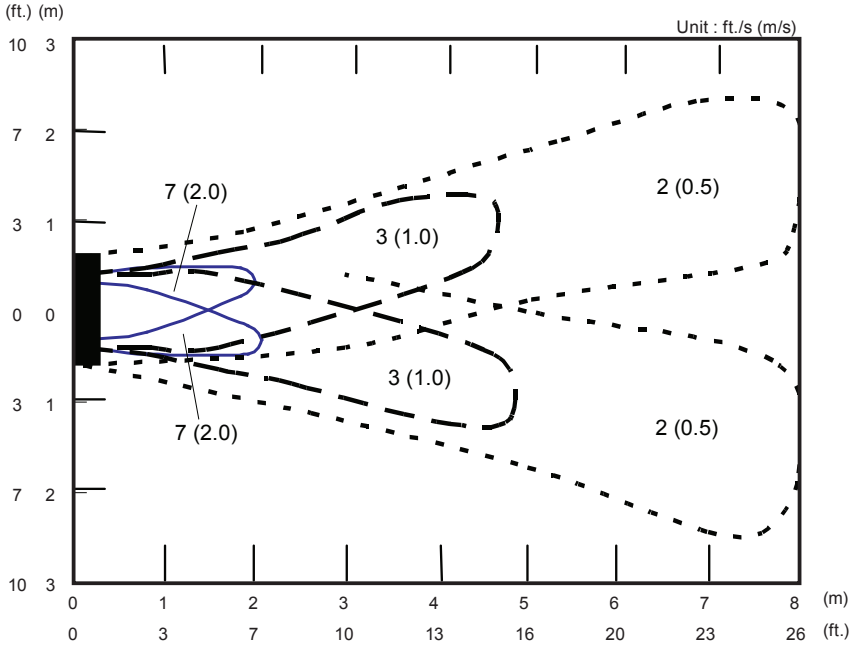

Side view
Vertical airflow direction louver : Up
Horizontal airflow direction louver : Center

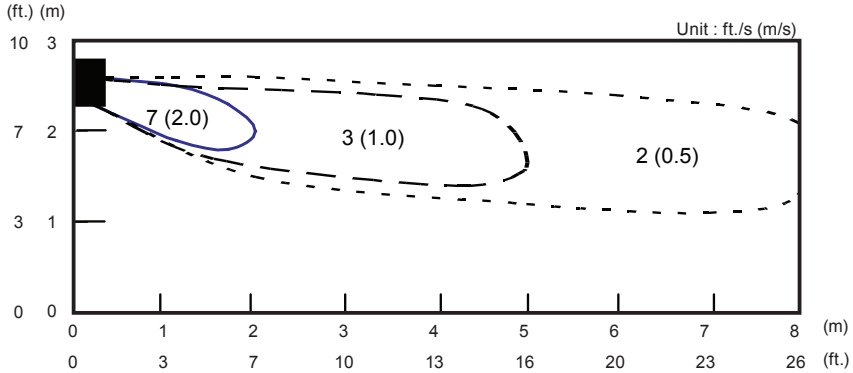

Side view
Vertical airflow direction louver : Down
Horizontal airflow direction louver : Center

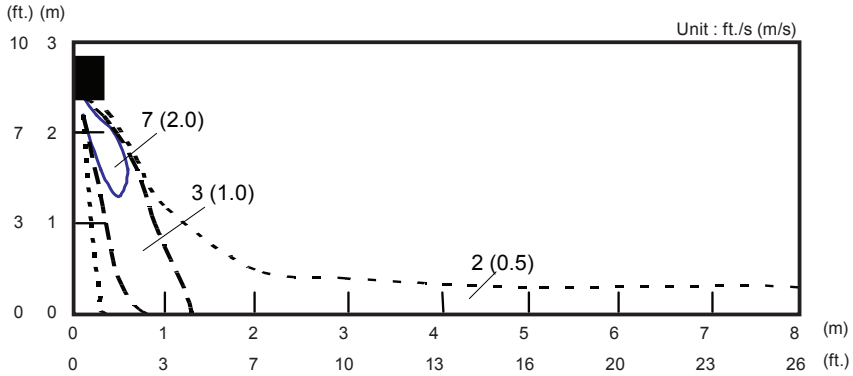

MULTI TYPE
2, 3, 4 ROOMS TYPE

■ MODEL : ASU24RLF

Conditions
Fan speed : High
Operation mode : Fan

Top view
Vertical airflow direction louver : Up
Horizontal airflow direction louver : Center

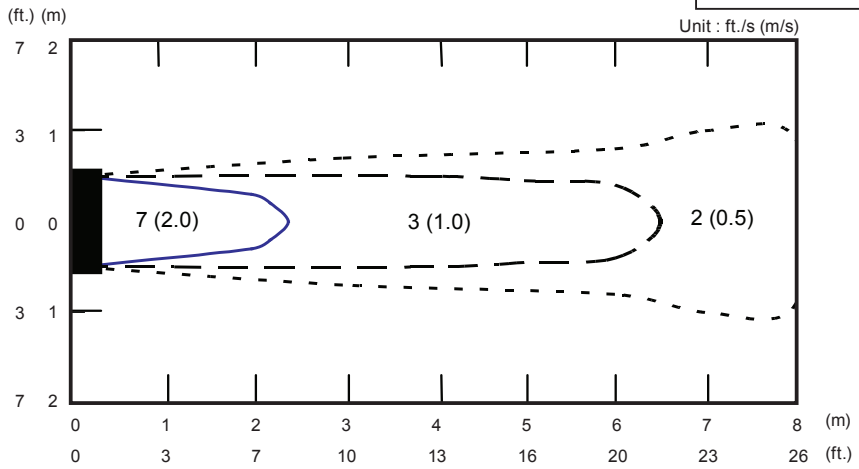

Top view
Vertical airflow direction louver : Up
Horizontal airflow direction louver : Right & Left

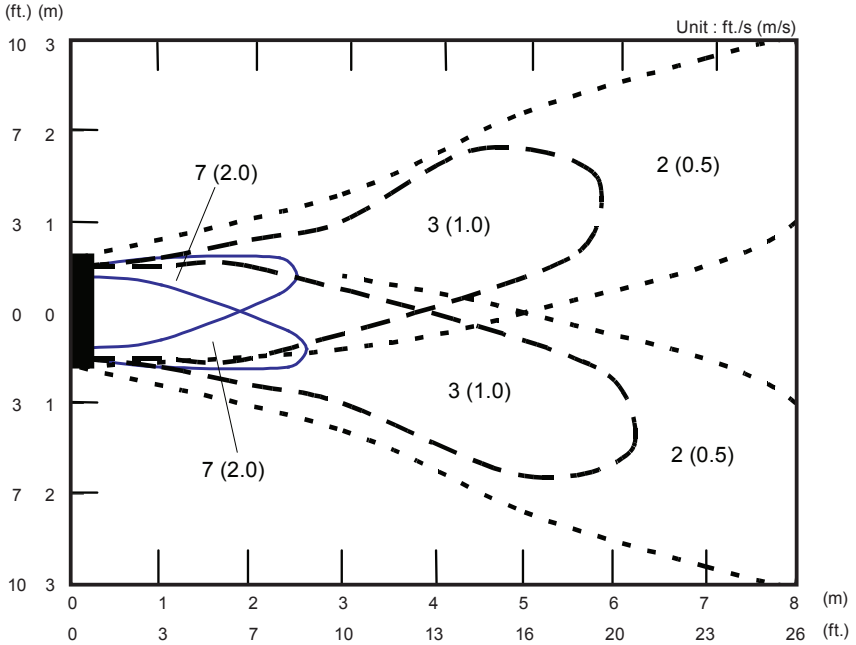

Side view
Vertical airflow direction louver : Up
Horizontal airflow direction louver : Center

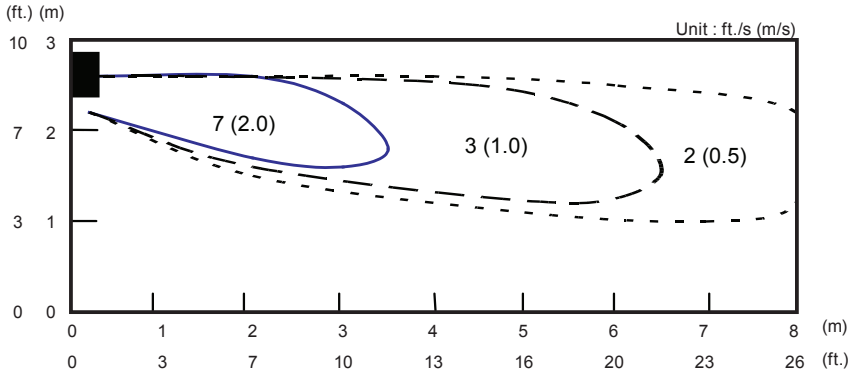

Side view
Vertical airflow direction louver : Down
Horizontal airflow direction louver : Center

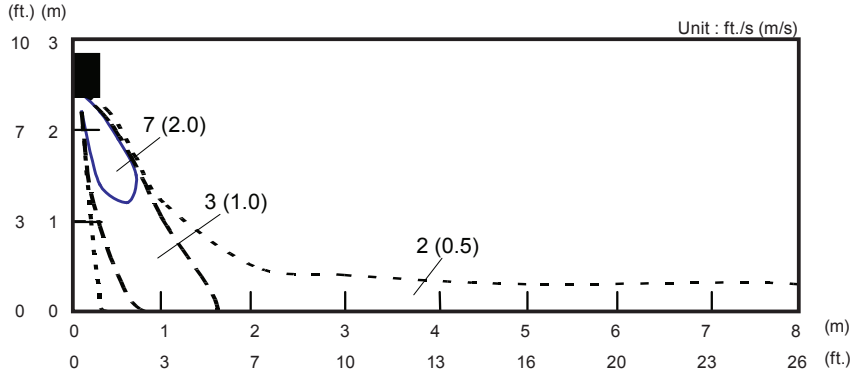

MULTI TYPE
2, 3, 4 ROOMS TYPE

6-4. FLOOR TYPE

■ MODELS : AGU9RLF, AGU12RLF, AGU15RLF

Conditions
Fan speed : High
Operation mode : Fan
Fan select : UPPER & LOWER

Top view
Vertical airflow direction louver : Up
Horizontal airflow direction louver : Center

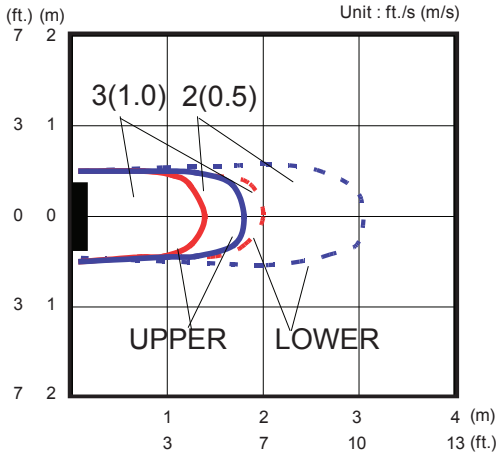

Top view
Vertical airflow direction louver : Up
Horizontal airflow direction louver : Right & Left

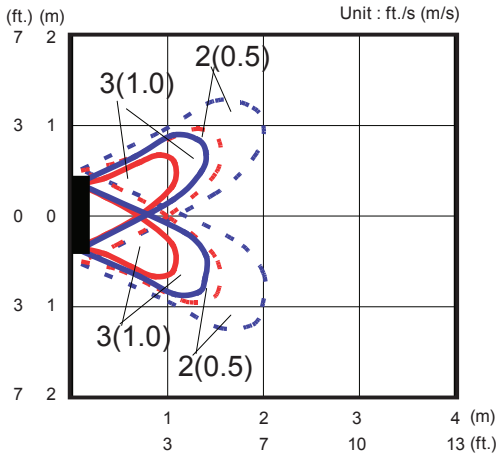

Side view
Vertical airflow direction louver : Up
Horizontal airflow direction louver : Center

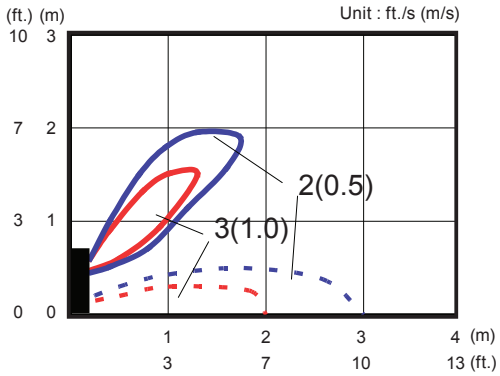

Side view
Vertical airflow direction louver : Down
Horizontal airflow direction louver : Center

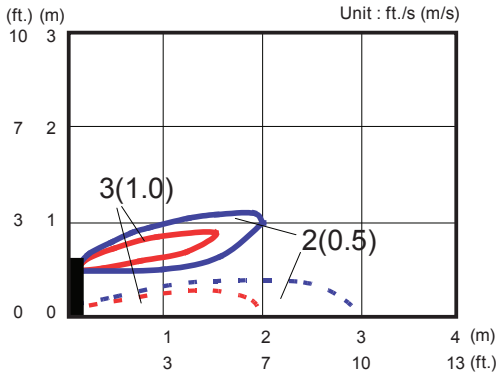

7. FAN PERFORMANCE CURVE

7-1. SLIM DUCT TYPE

■ MODEL : ARU7RLF

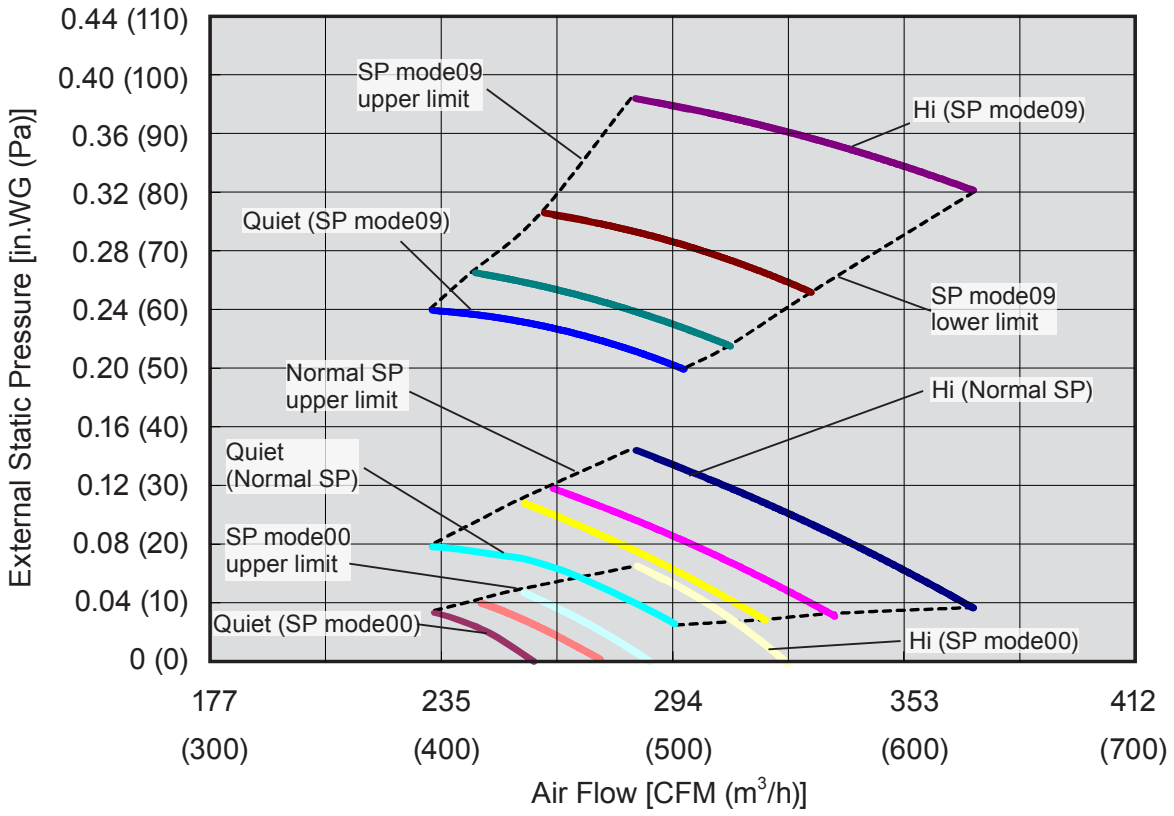

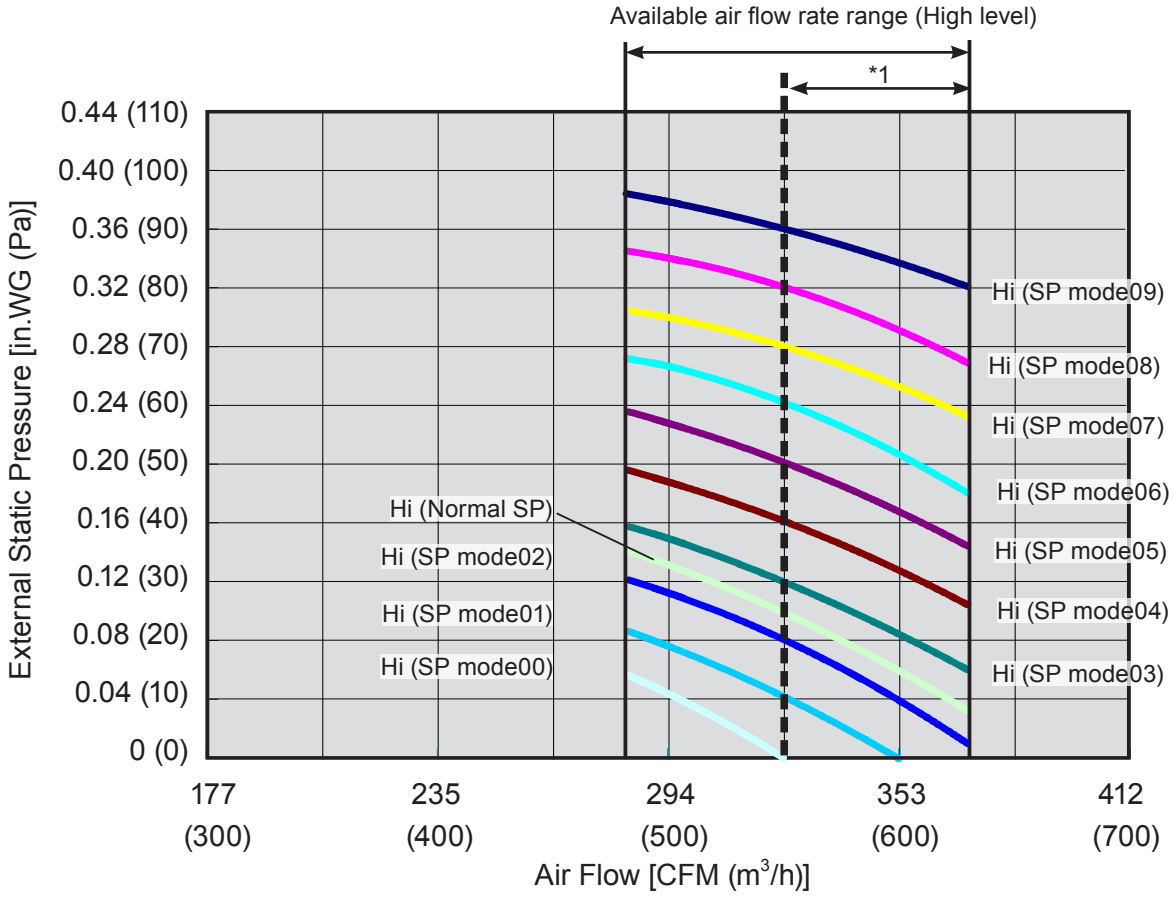

*1: Available air flow rate range when Auto louver grille (option) is installed.
Fan speed : High
Vertical airflow direction louver : Up

MULTI TYPE
2, 3, 4 ROOMS TYPE

● Cooling

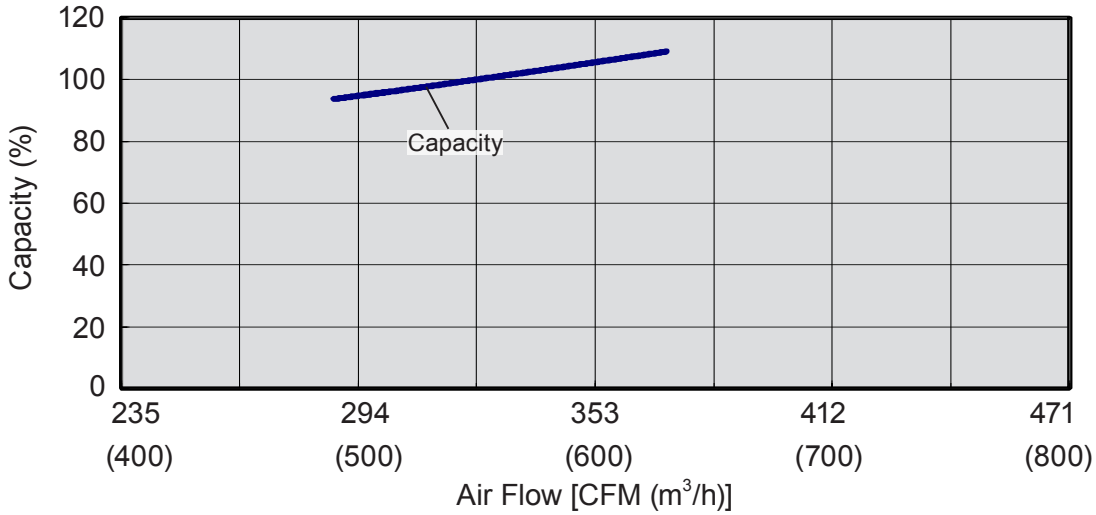

● Heating

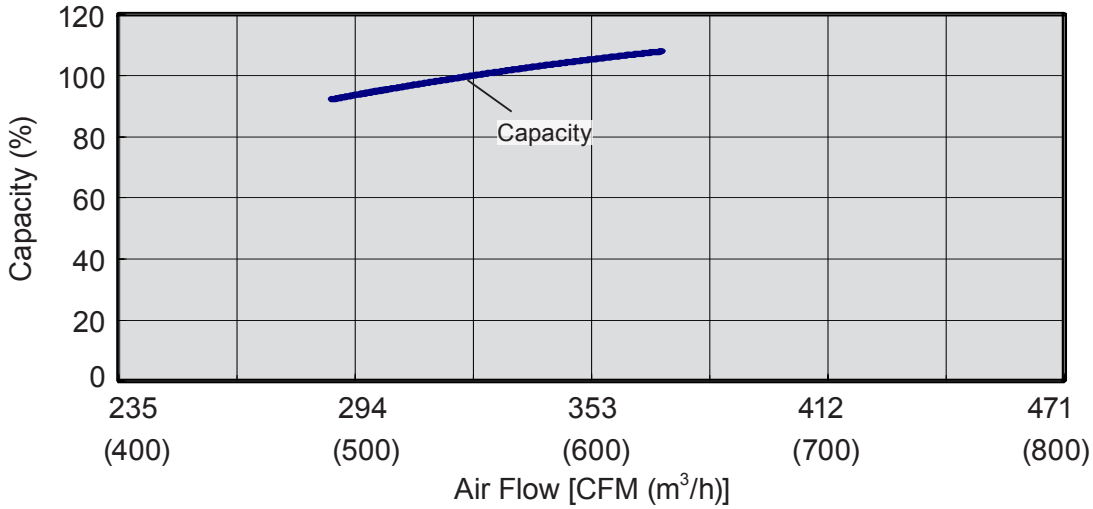

MULTI TYPE
2, 3, 4 ROOMS TYPE

■ MODEL : ARU9RLF

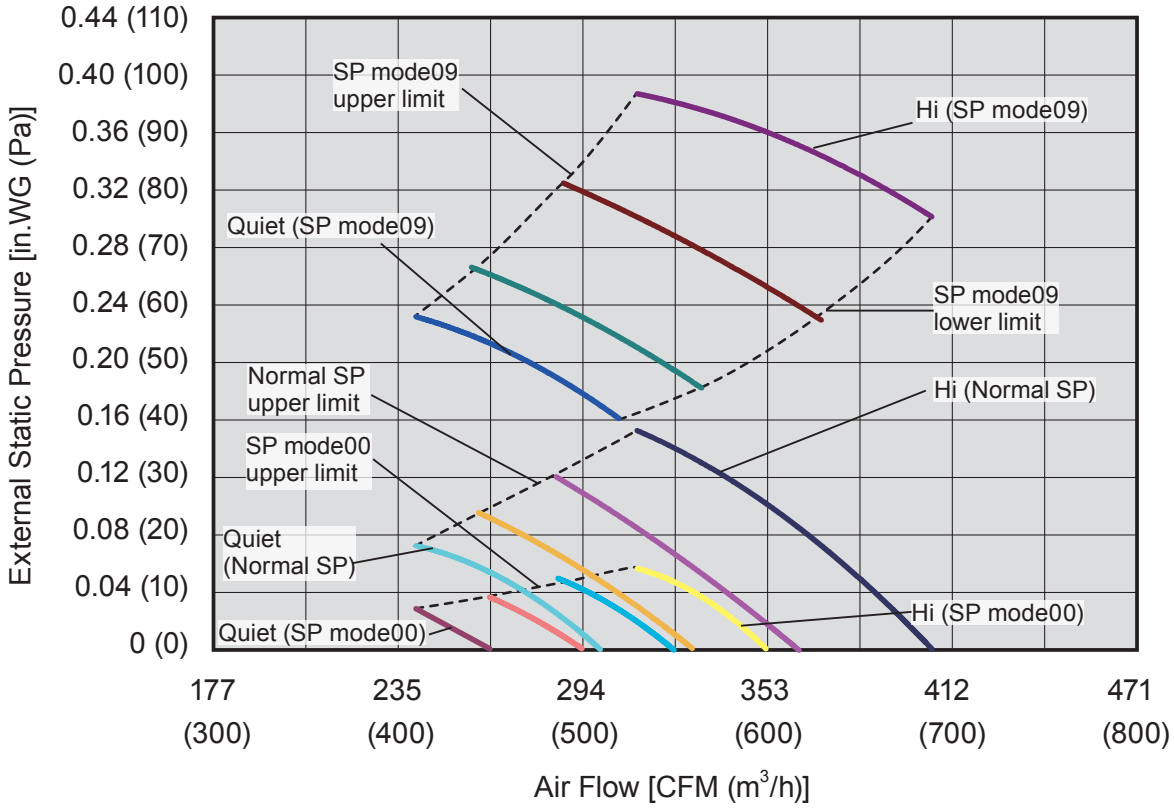

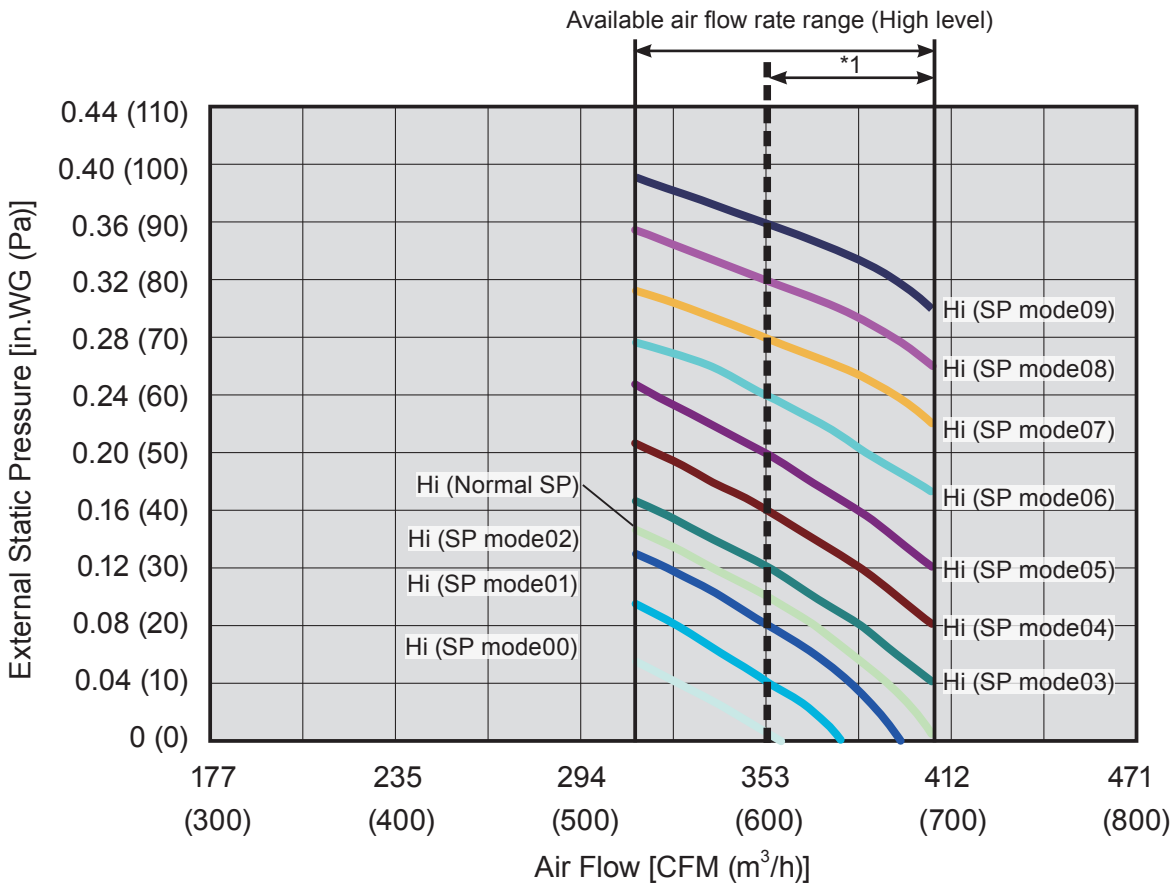

*1: Available air flow rate range when Auto louver grille (option) is installed.
Fan speed : High
Vertical airflow direction louver : Up

MULTI TYPE
2, 3, 4 ROOMS TYPE

● Cooling

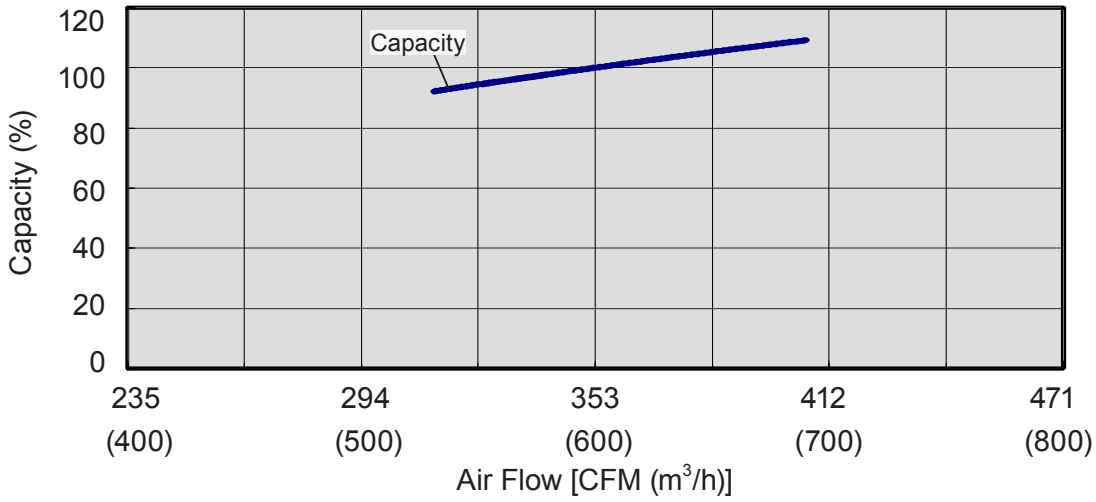

● Heating

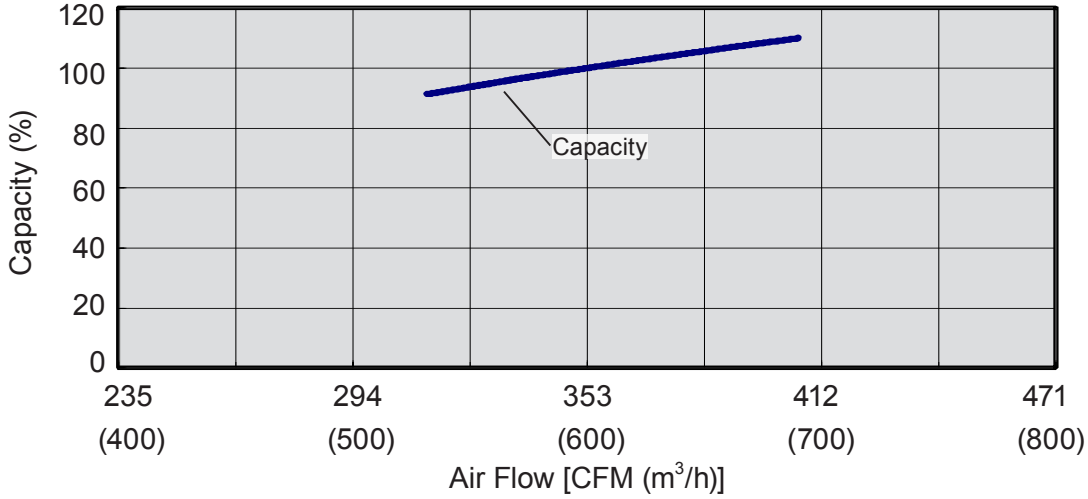

MULTI TYPE
2, 3, 4 ROOMS TYPE

■ MODEL : ARU12RLF

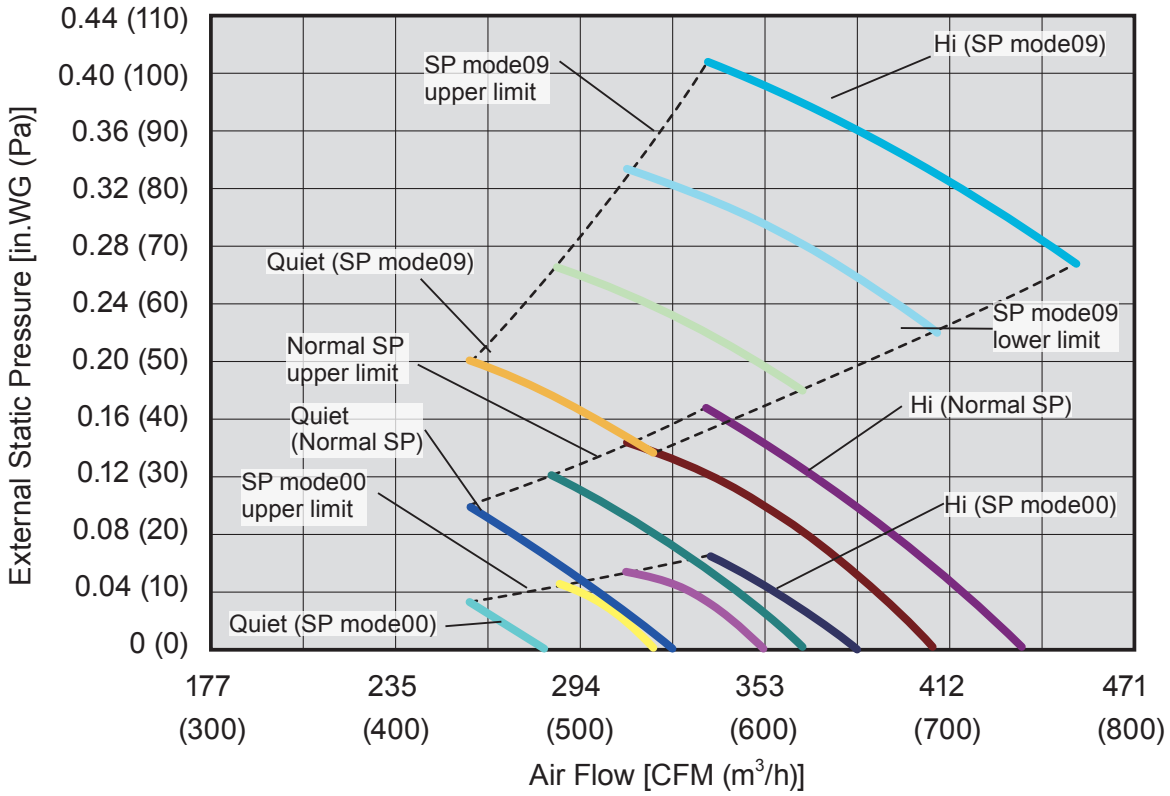

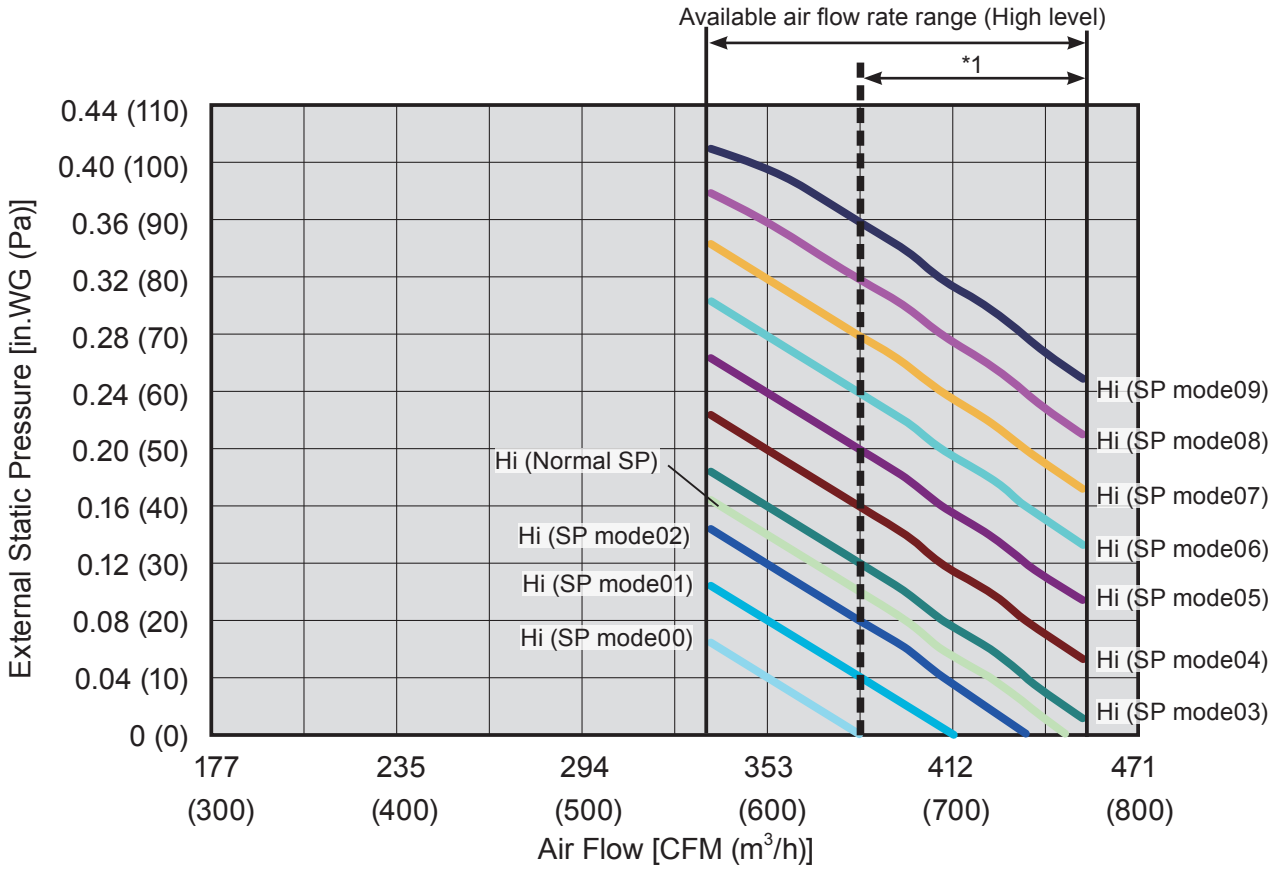

*1: Available air flow rate range when Auto louver grille (option) is installed.
Fan speed : High
Vertical airflow direction louver : Up

MULTI TYPE
2, 3, 4 ROOMS TYPE

● Cooling

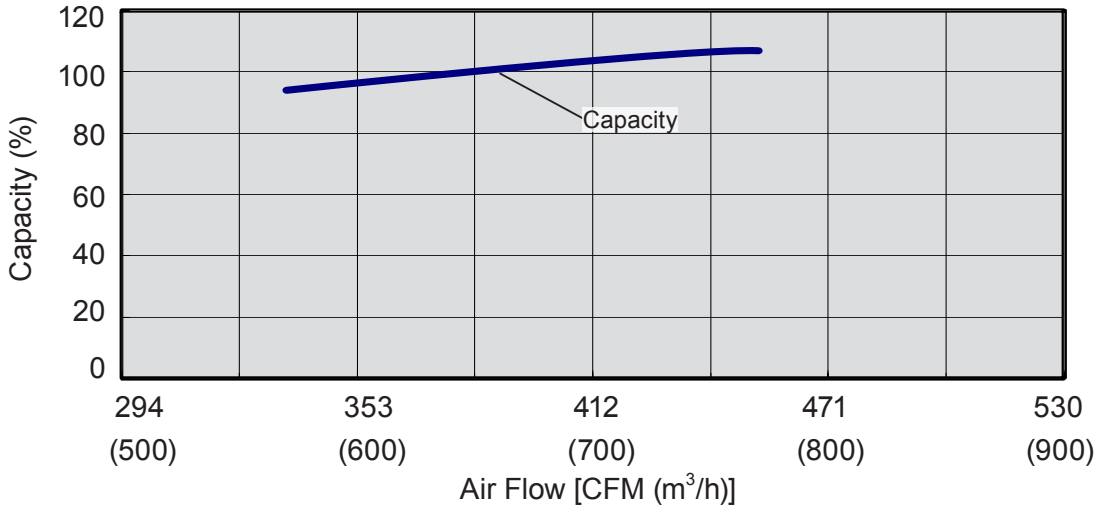

● Heating

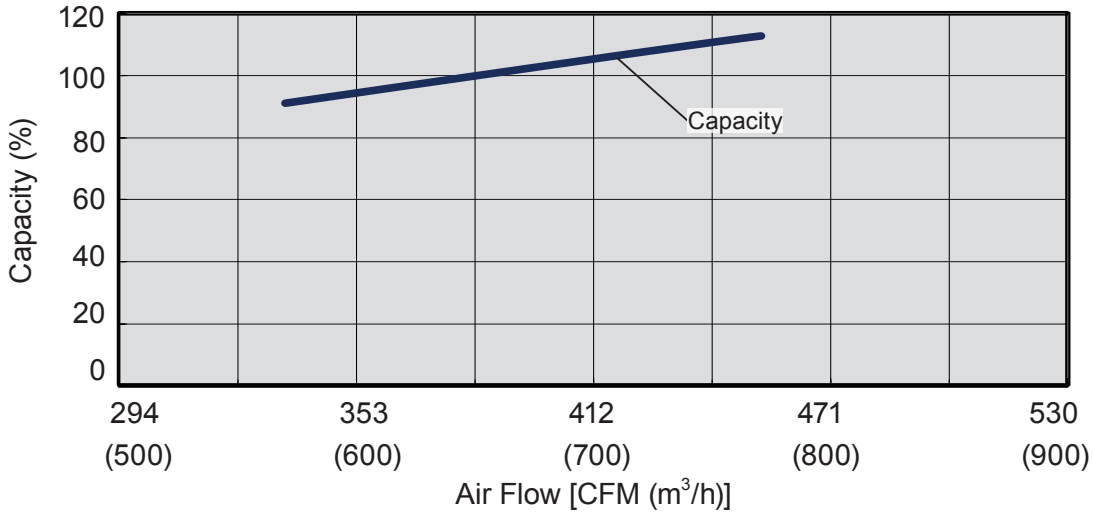

MULTI TYPE
2, 3, 4 ROOMS TYPE

■ MODEL : ARU18RLF

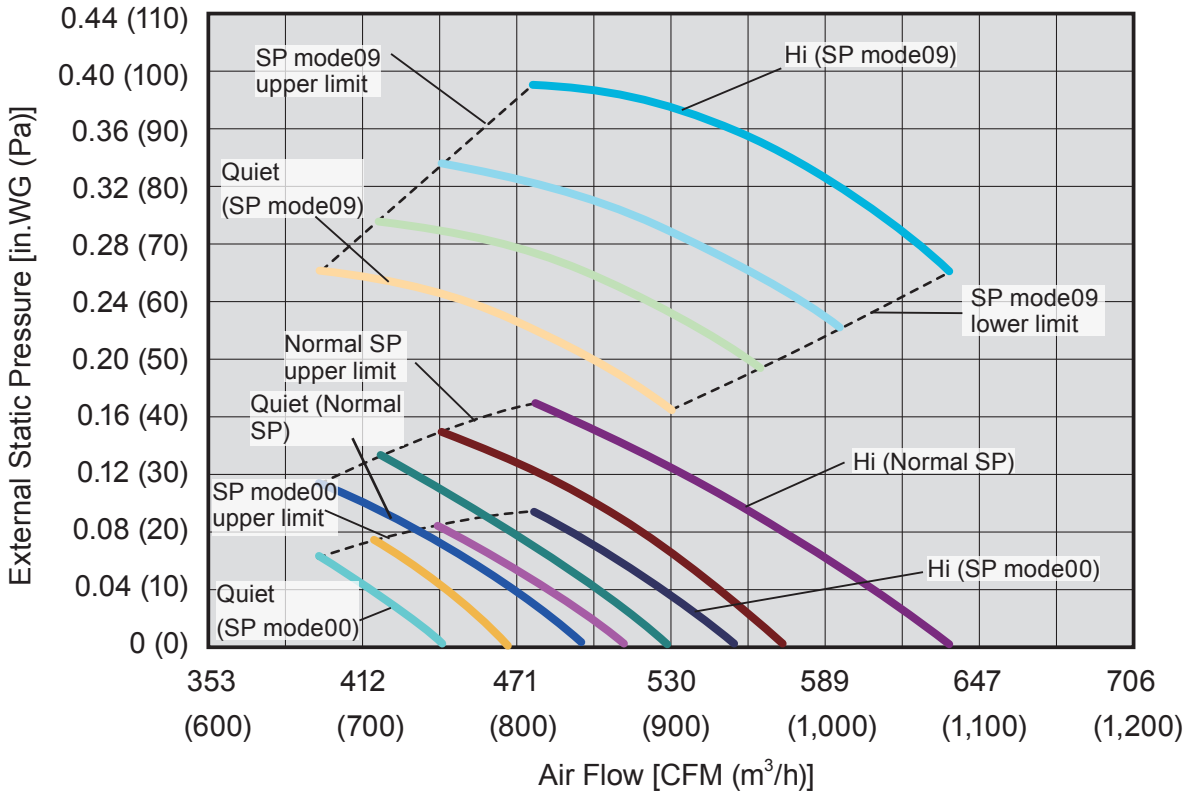

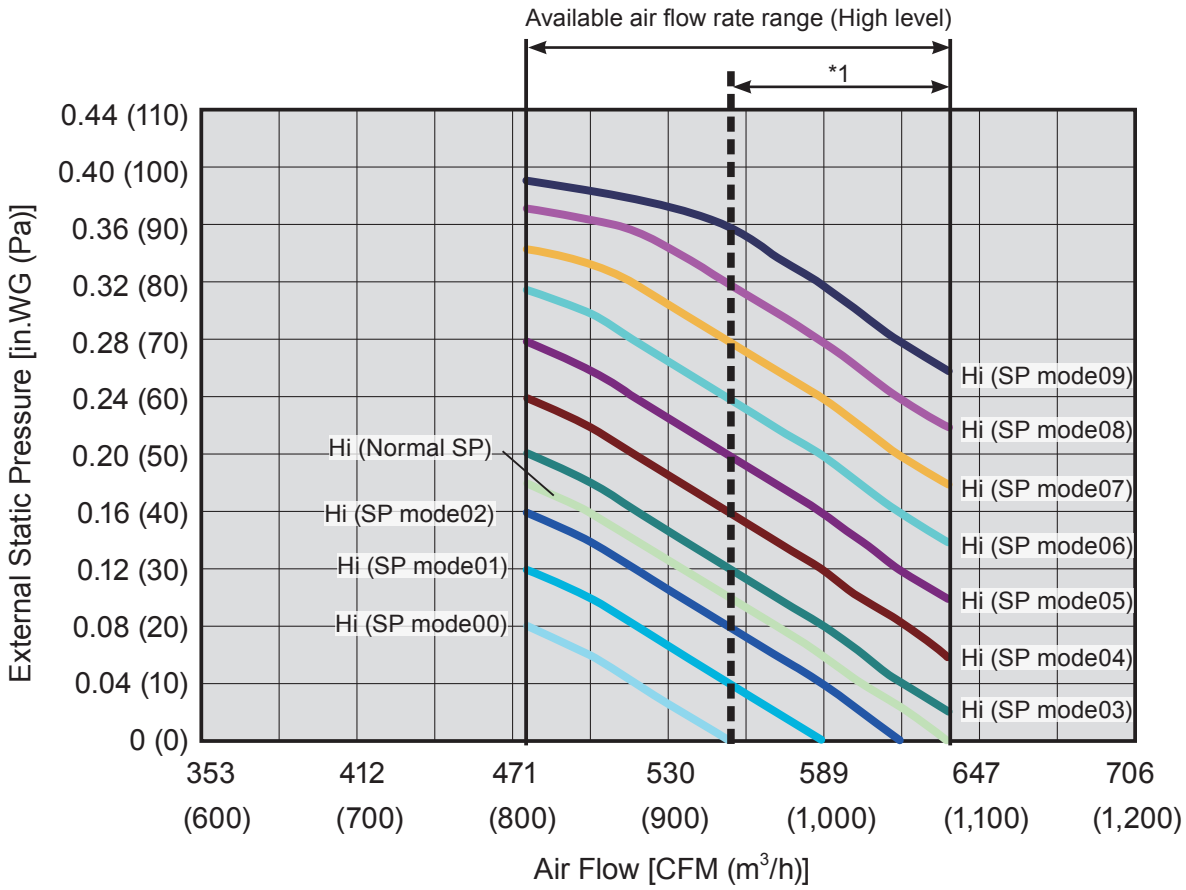

*1: Available air flow rate range when Auto louver grille (option) is installed.
Fan speed : High
Vertical airflow direction louver : Up

MULTI TYPE
2, 3, 4 ROOMS TYPE

● Cooling

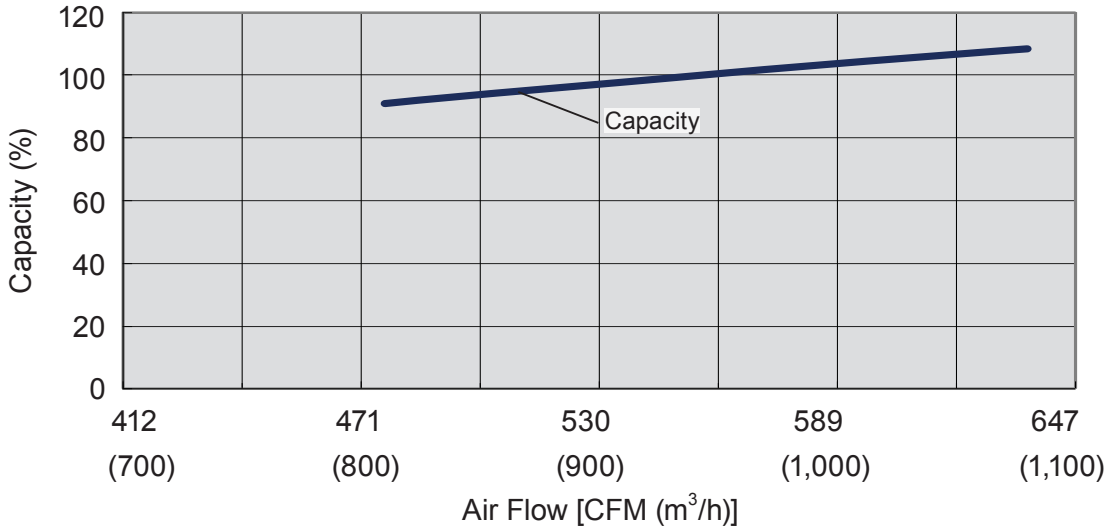

● Heating

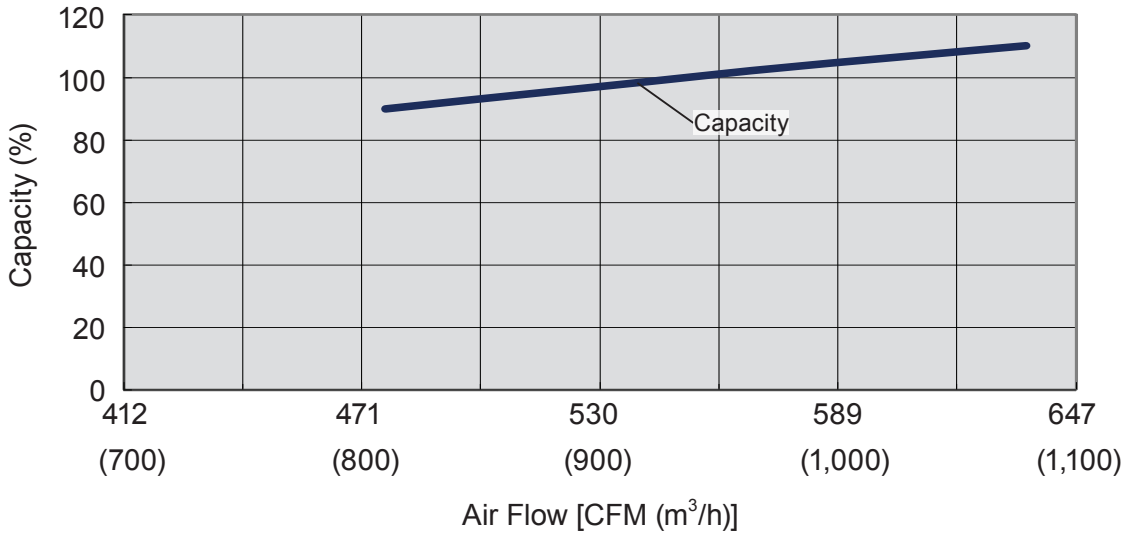

MULTI TYPE
2, 3, 4 ROOMS TYPE

■ MODEL : ARU24RLF

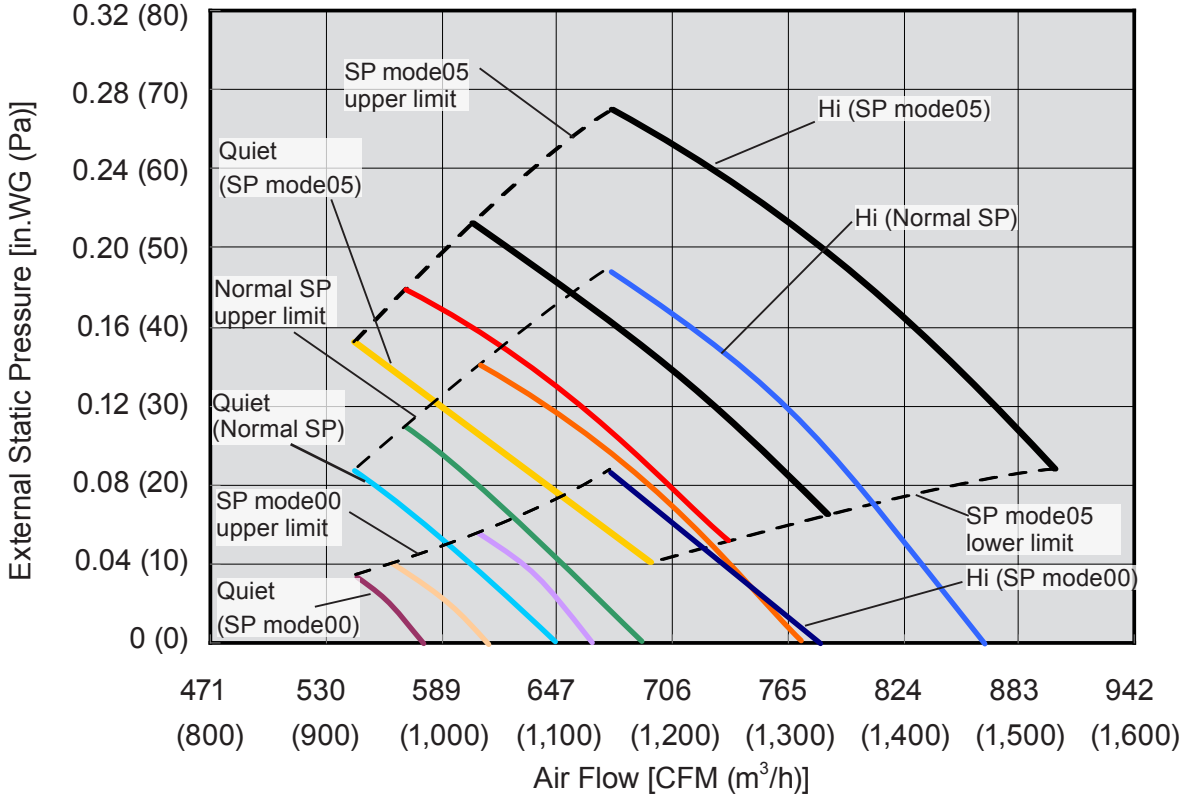

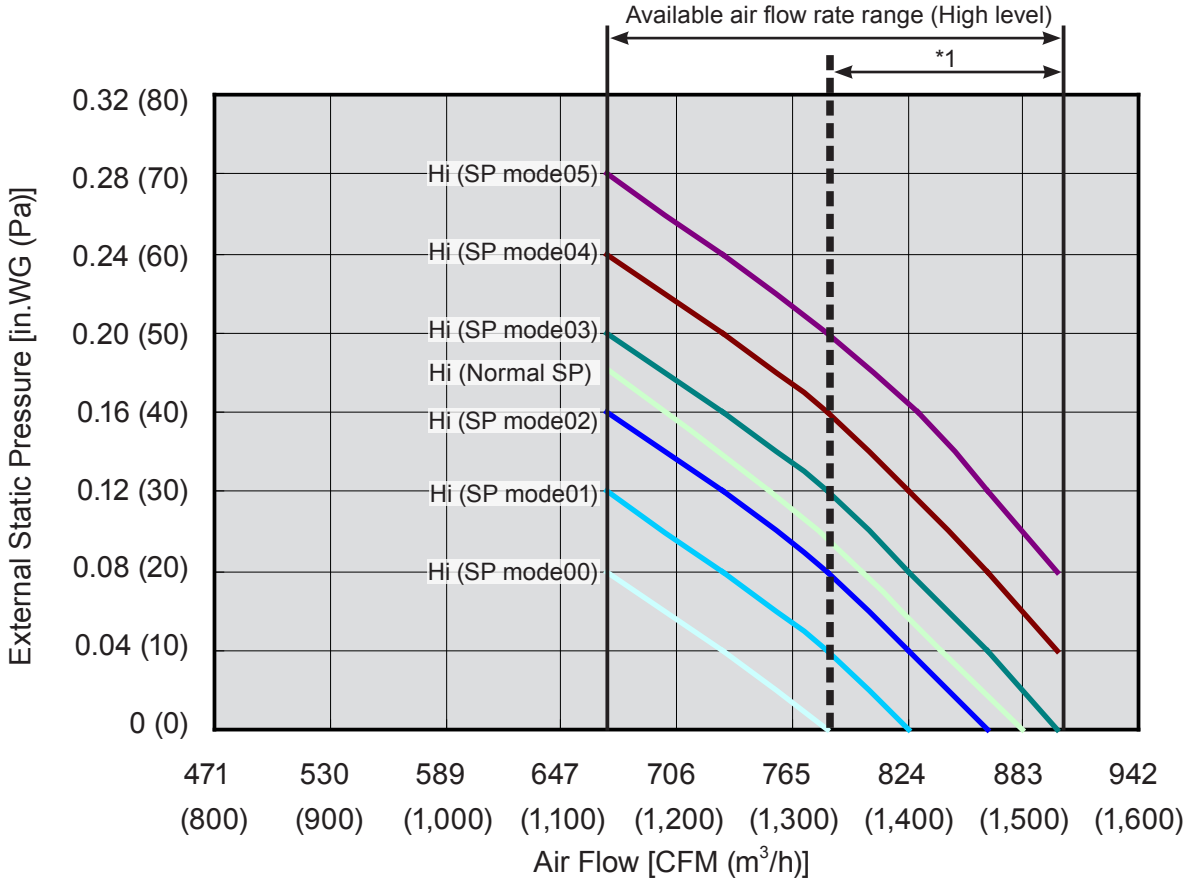

*1: Available air flow rate range when Auto louver grille (option) is installed.
Fan speed : High
Vertical airflow direction louver : Up

MULTI TYPE
2, 3, 4 ROOMS TYPE

● Cooling

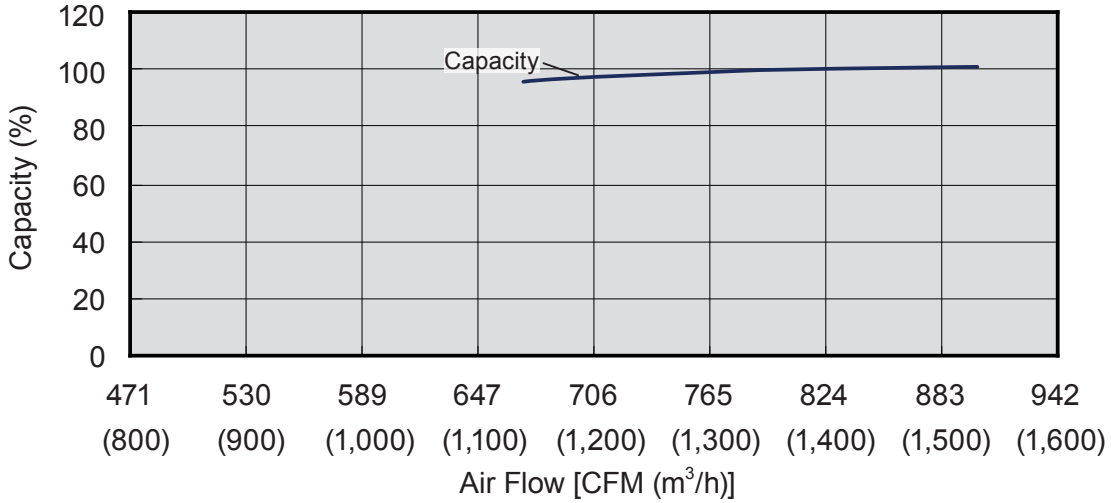

● Heating

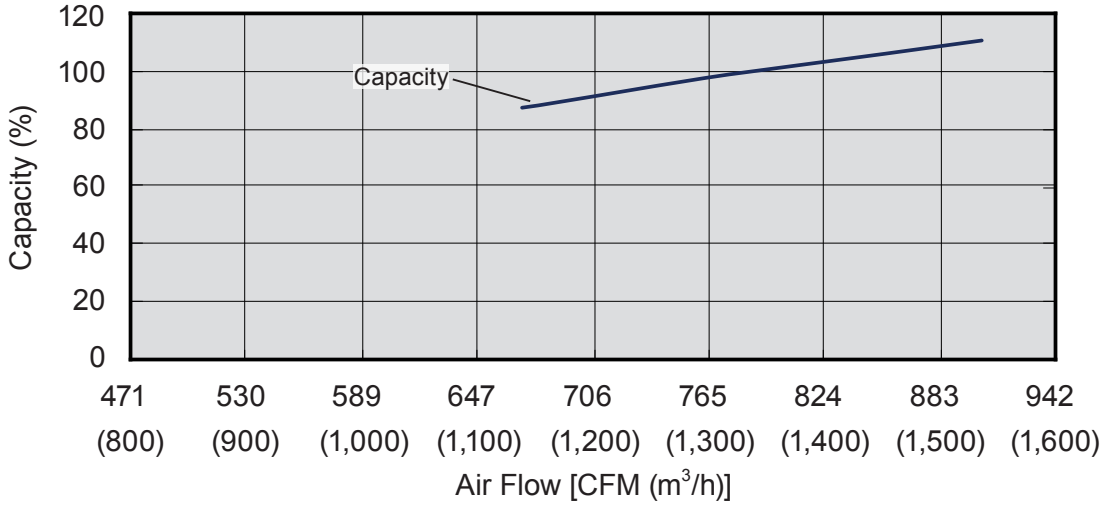

8. AIRFLOW

Type	Model	Operation mode	Fan speed	Air flow		
				m^3/h	l/s	CFM
Compact Cassette	AUU7RLF	Cooling	High	540	150	318
			Med	490	136	288
			Low	440	122	259
			Quiet	390	108	230
		Heating	High	540	150	318
			Med	490	136	288
			Low	440	122	259
			Quiet	390	108	230
	AUU9RLF	Cooling	High	540	150	318
			Med	490	136	288
			Low	440	122	259
			Quiet	390	108	230
		Heating	High	540	150	318
			Med	490	136	288
			Low	440	122	259
			Quiet	390	108	230
	AUU12RLF	Cooling	High	610	169	359
			Med	530	147	312
			Low	470	131	277
			Quiet	410	114	241
		Heating	High	610	169	359
			Med	530	147	312
			Low	470	131	277
			Quiet	410	114	241
	AUU18RLF	Cooling	High	750	208	441
			Med	610	169	359
			Low	520	144	306
			Quiet	410	114	241
		Heating	High	800	222	471
			Med	710	197	418
			Low	600	167	353
			Quiet	450	125	265

Type	Model	Operation mode	Fan speed	Air flow		
				m^3/h	l/s	CFM
Slim Duct	ARU7RLF	Cooling	High	550	153	324
			Med	490	136	288
			Low	470	131	277
			Quiet	440	122	259
		Heating	High	550	153	324
			Med	490	136	288
			Low	470	131	277
			Quiet	440	122	259
	ARU9RLF	Cooling	High	600	167	353
			Med	550	153	324
			Low	500	139	294
			Quiet	450	125	265
		Heating	High	600	167	353
			Med	550	153	324
			Low	500	139	294
			Quiet	450	125	265
	ARU12RLF	Cooling	High	650	181	383
			Med	600	167	353
			Low	550	153	324
			Quiet	480	133	283
		Heating	High	650	181	383
			Med	600	167	353
			Low	550	153	324
			Quiet	480	133	283
	ARU18RLF	Cooling	High	940	261	553
			Med	880	244	518
			Low	820	227	483
			Quiet	750	208	441
		Heating	High	940	261	553
			Med	880	244	518
			Low	820	227	483
			Quiet	750	208	441
	ARU24RLF	Cooling	High	1,330	369	783
			Med	1,240	344	730
			Low	1,100	306	647
			Quiet	1,030	286	606
		Heating	High	1,330	369	783
			Med	1,240	344	730
			Low	1,100	306	647
			Quiet	1,030	286	606

Conversion Factor
1 m^3/h = 0.2778 l/s = 0.5886 CFM
3.6 m^3/h = 1 l/s
1.699 m^3/h = 1 CFM

Type	Model	Operation mode	Fan speed	Air flow			Type	Model	Operation mode	Fan speed	Air flow		
				m^3/h	l/s	CFM					m^3/h	l/s	CFM
Wall Mounted	ASU7RLF1	Cooling	High	560	156	330	Wall Mounted	ASU12RLS2	Cooling	High	660	183	388
			Med	500	139	294				Med	600	167	353
			Low	430	119	253				Low	530	147	312
			Quiet	310	86	182				Quiet	330	92	194
		Heating	High	560	156	330			Heating	High	660	183	388
			Med	500	139	294				Med	600	167	353
			Low	430	119	253				Low	530	147	312
			Quiet	330	92	194				Quiet	330	92	194
	ASU9RLF1	Cooling	High	600	167	353		ASU15RLS2	Cooling	High	710	197	418
			Med	520	144	306				Med	640	178	377
			Low	430	119	253				Low	570	158	336
			Quiet	310	86	182				Quiet	390	108	230
		Heating	High	600	167	353			Heating	High	710	197	418
			Med	520	144	306				Med	640	178	377
			Low	430	119	253				Low	590	164	347
			Quiet	330	92	194				Quiet	430	119	253
	ASU12RLF1	Cooling	High	660	183	388		ASU18RLF	Cooling	High	920	256	542
			Med	560	156	330				Med	740	206	436
			Low	450	125	265				Low	620	172	365
			Quiet	310	86	182				Quiet	550	153	324
		Heating	High	660	183	388			Heating	High	920	256	542
			Med	560	156	330				Med	740	206	436
			Low	470	131	277				Low	620	172	365
			Quiet	330	92	194				Quiet	550	153	324
	ASU7RLF	Cooling	High	560	156	330		ASU24RLF	Cooling	High	1,120	311	659
			Med	500	139	294				Med	900	250	530
			Low	430	119	253				Low	740	206	436
			Quiet	340	94	200				Quiet	620	172	365
		Heating	High	560	156	330			Heating	High	1,100	306	647
			Med	500	139	294				Med	900	250	530
			Low	430	119	253				Low	740	206	436
			Quiet	350	97	206				Quiet	620	172	365
	ASU9RLF	Cooling	High	600	167	353	Floor	AGU9RLF	Cooling	High	530	147	312
			Med	520	144	306				Med	440	122	259
			Low	430	119	253				Low	360	100	212
			Quiet	340	94	200				Quiet	270	75	159
		Heating	High	600	167	353			Heating	High	530	147	312
			Med	520	144	306				Med	460	128	270
			Low	430	119	253				Low	380	106	224
			Quiet	350	97	206				Quiet	270	75	159
	ASU12RLF	Cooling	High	660	183	388		AGU12RLF	Cooling	High	600	167	353
			Med	560	156	330				Med	490	136	288
			Low	450	125	265				Low	380	106	224
			Quiet	340	94	200				Quiet	270	75	159
		Heating	High	660	183	388			Heating	High	600	167	353
			Med	560	156	330				Med	510	142	300
			Low	470	131	277				Low	410	114	241
			Quiet	350	97	206				Quiet	270	75	159
	ASU9RLS2	Cooling	High	600	167	353		AGU15RLF	Cooling	High	650	181	383
			Med	550	153	324				Med	520	144	306
			Low	470	131	277				Low	400	111	235
			Quiet	330	92	194				Quiet	270	75	159
		Heating	High	600	167	353			Heating	High	650	181	383
			Med	550	153	324				Med	540	150	318
			Low	470	131	277				Low	430	119	253
			Quiet	330	92	194				Quiet	270	75	159

Conversion Factor
1 m^3/h = 0.2778 l/s = 0.5886 CFM
3.6 m^3/h = 1 l/s
1.699 m^3/h = 1 CFM

9. NOISE LEVEL CURVE

9-1. COMPACT CASSETTE TYPE

■ MODEL : AUU7RLF

● Cooling

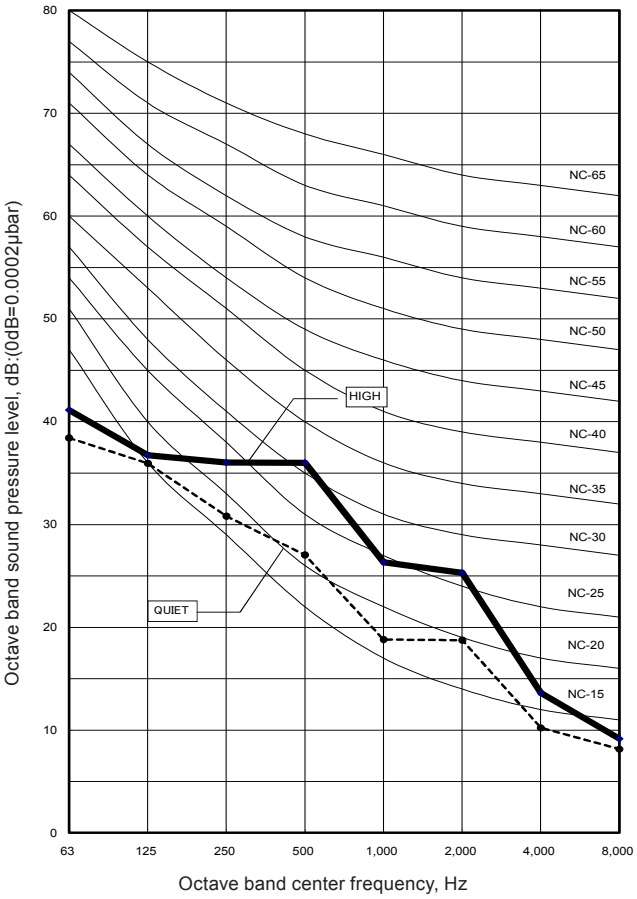

●Heating

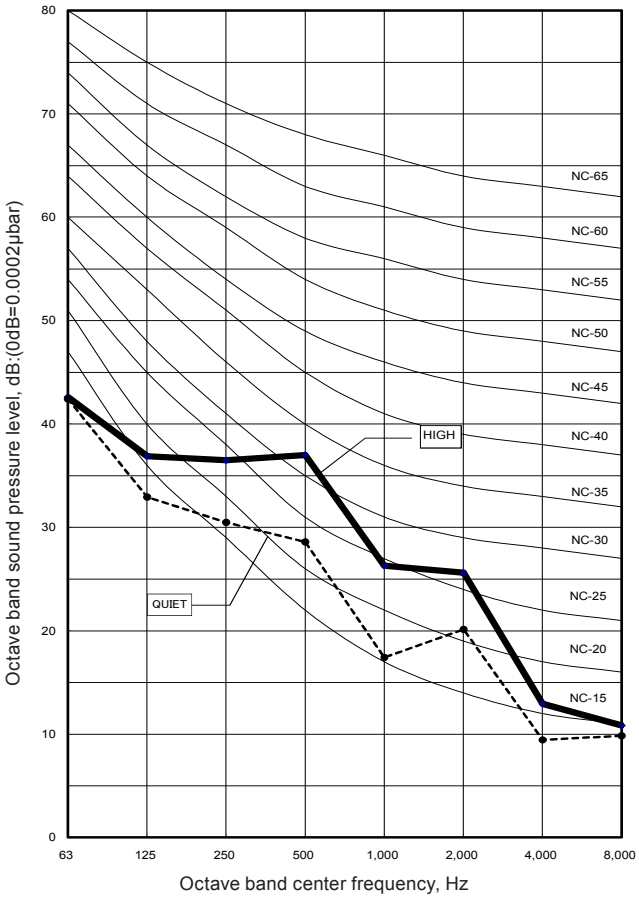

■ MODEL : AUU9RLF

● Cooling

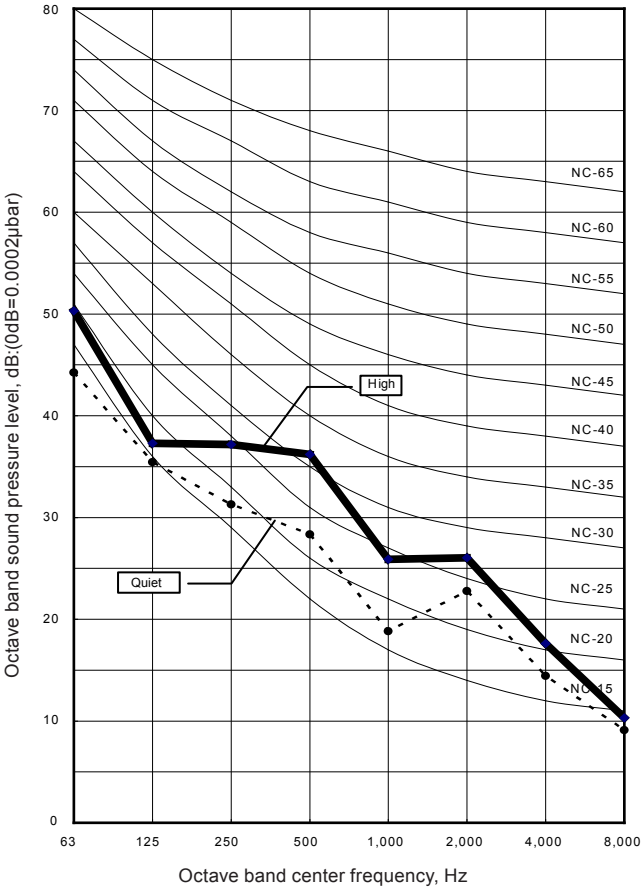

●Heating

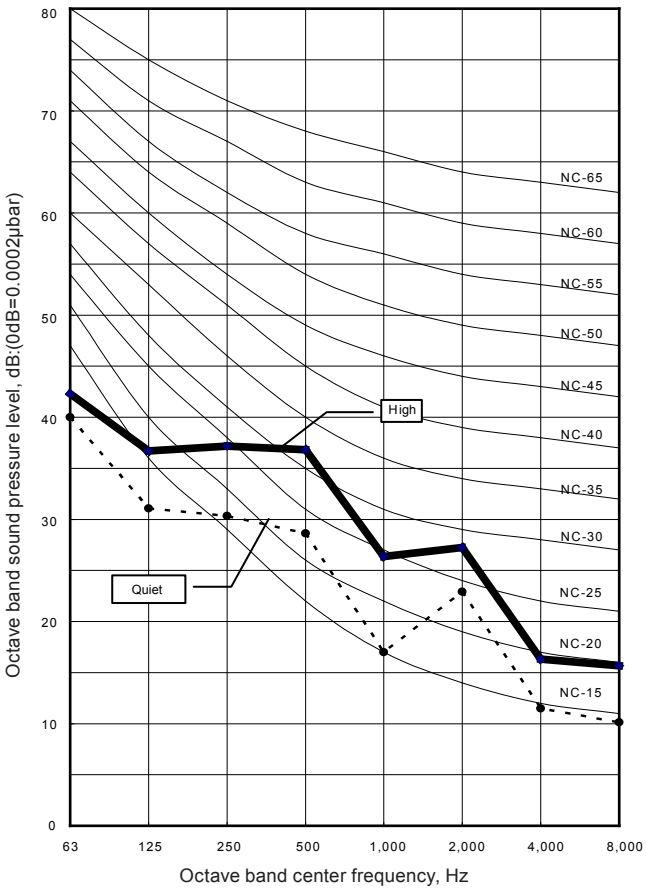

MULTI TYPE
2, 3, 4 ROOMS TYPE

■ MODEL : AUU12RLF

● Cooling

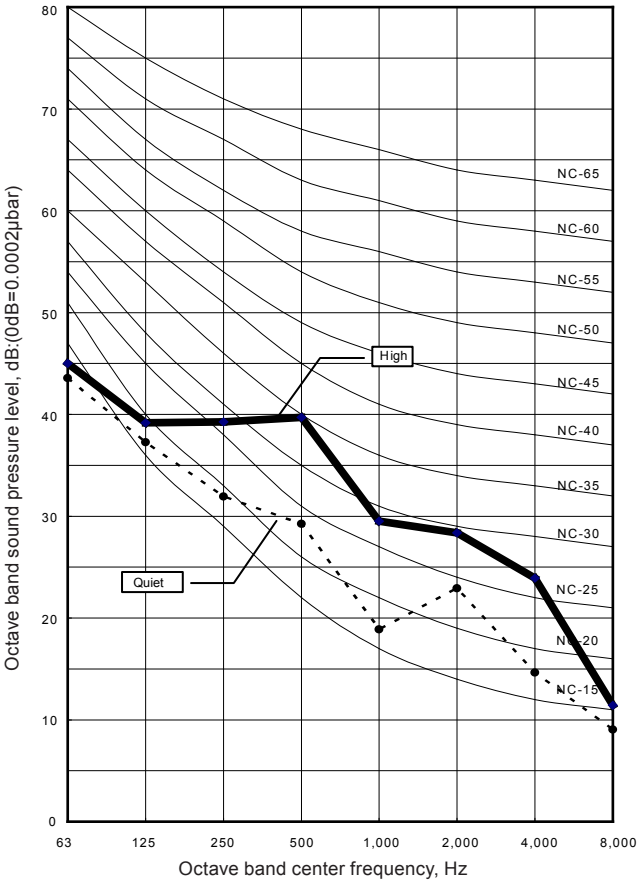

●Heating

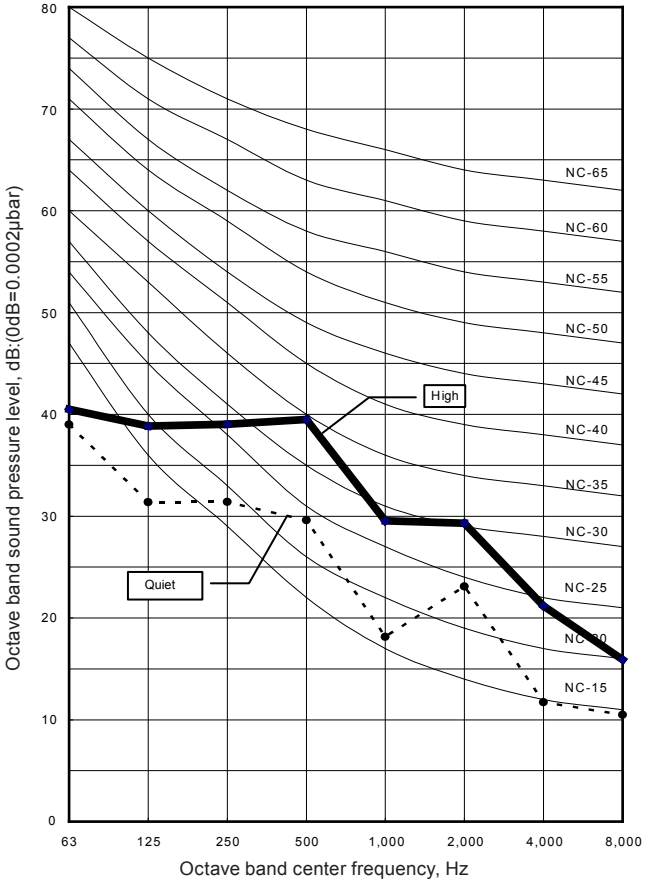

■ MODEL : AUU18RLF

● Cooling

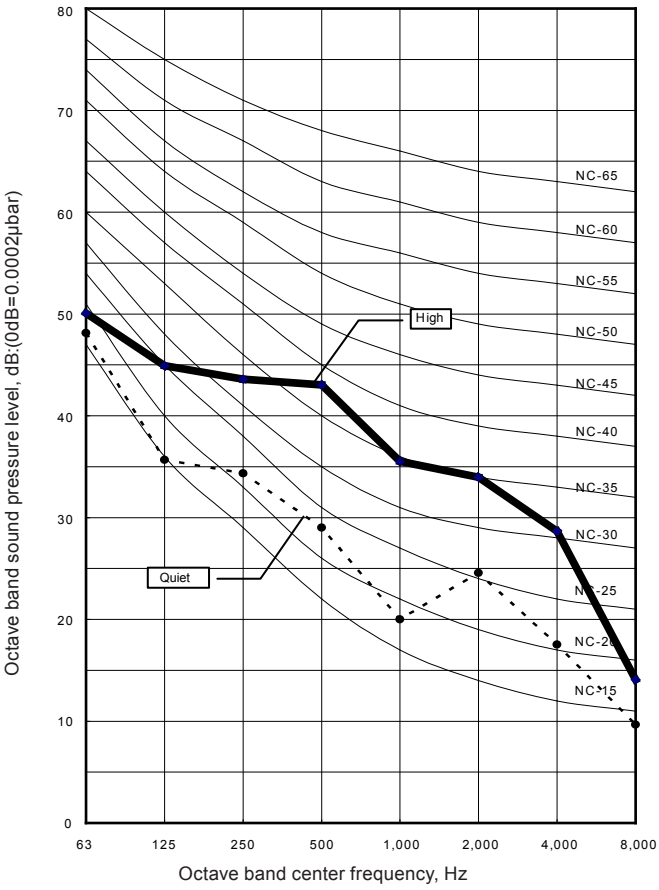

●Heating

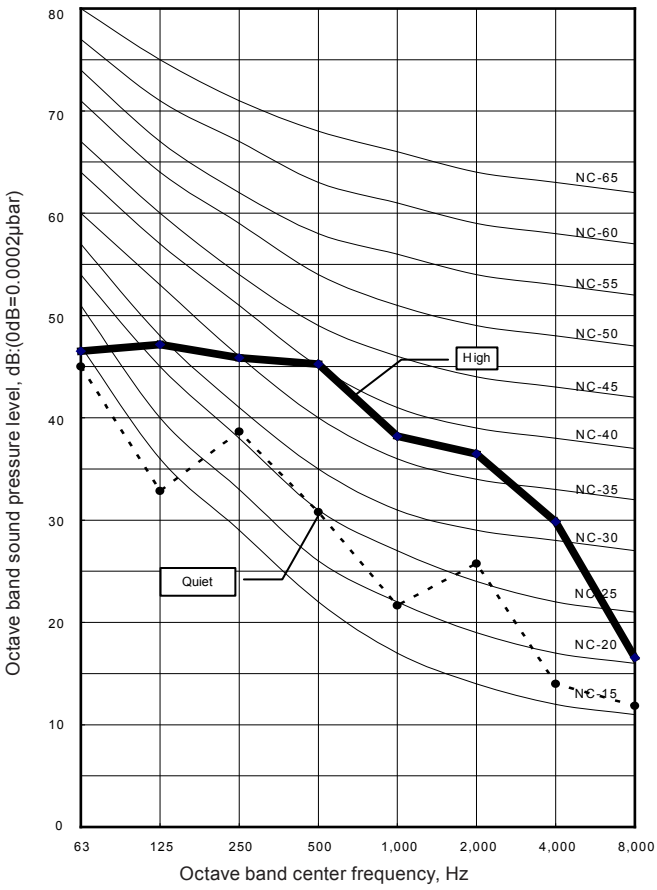

MULTI TYPE
2, 3, 4 ROOMS TYPE

9-2. SLIM DUCT TYPE

■ MODEL : ARU7RLF

● Cooling

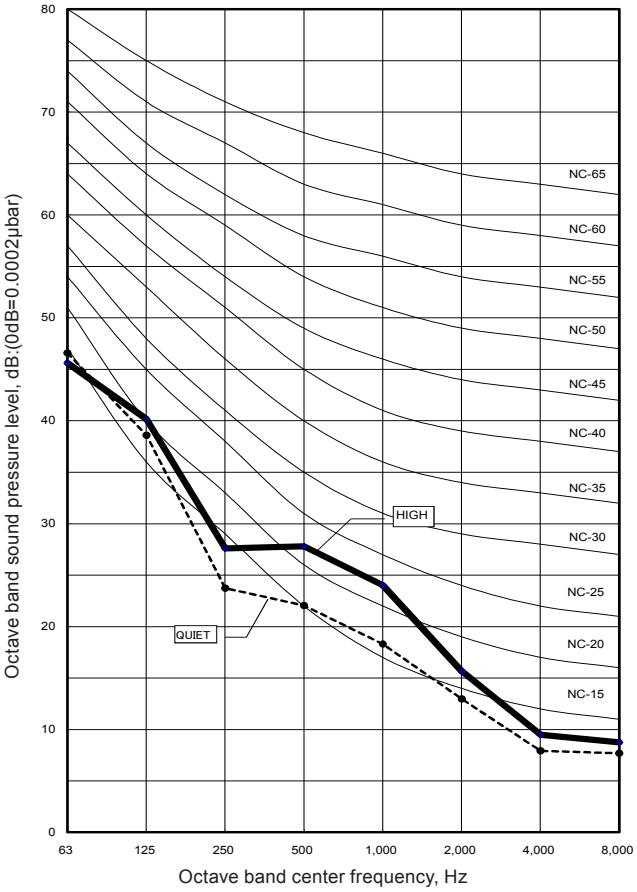

●Heating

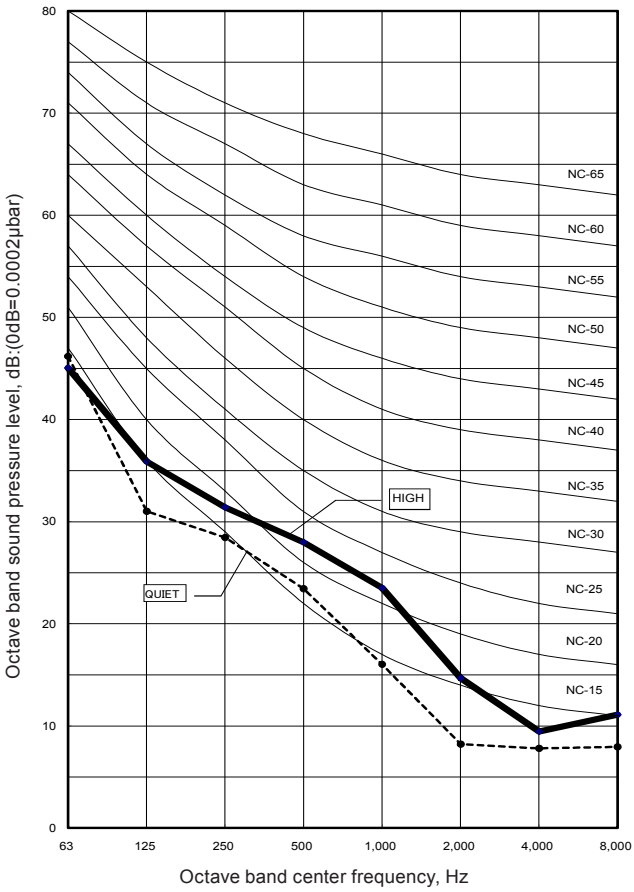

■ MODEL : ARU9RLF

● Cooling

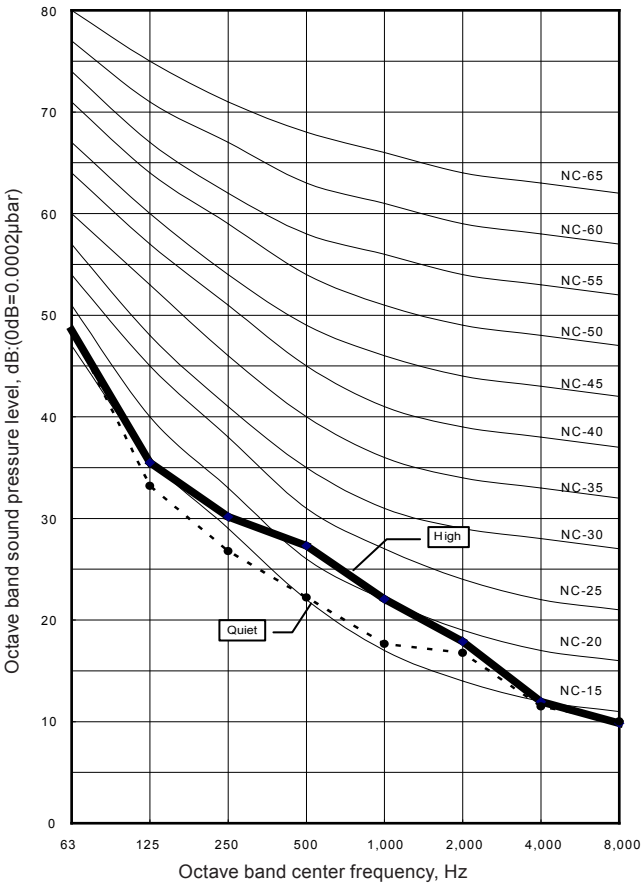

●Heating

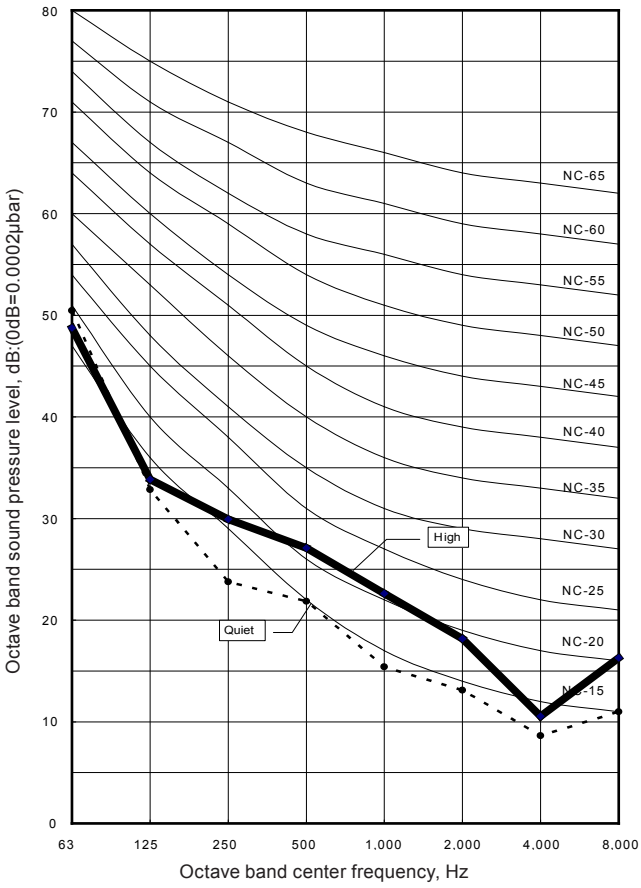

MULTI TYPE
2, 3, 4 ROOMS TYPE

■ MODEL : ARU12RLF

● Cooling

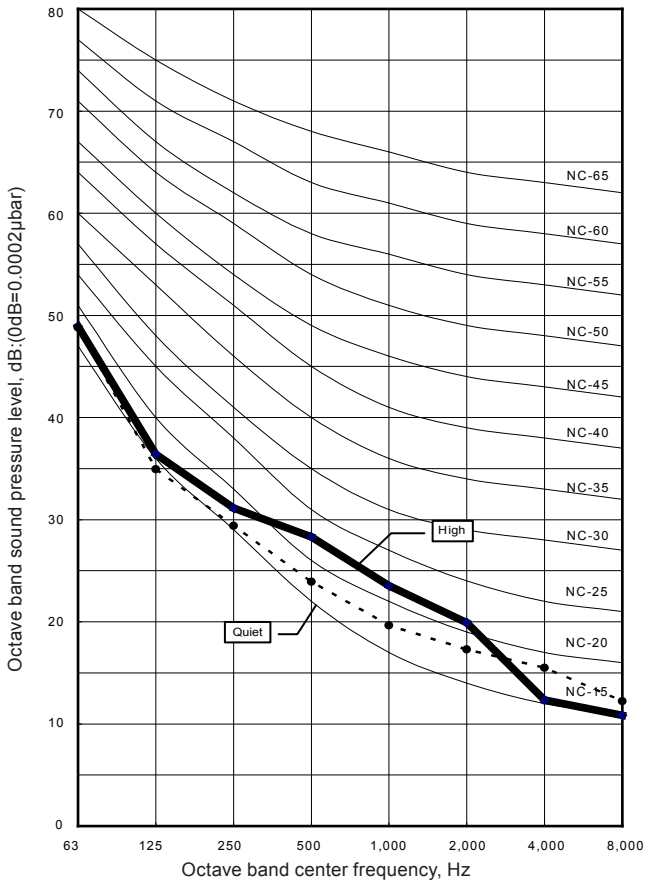

●Heating

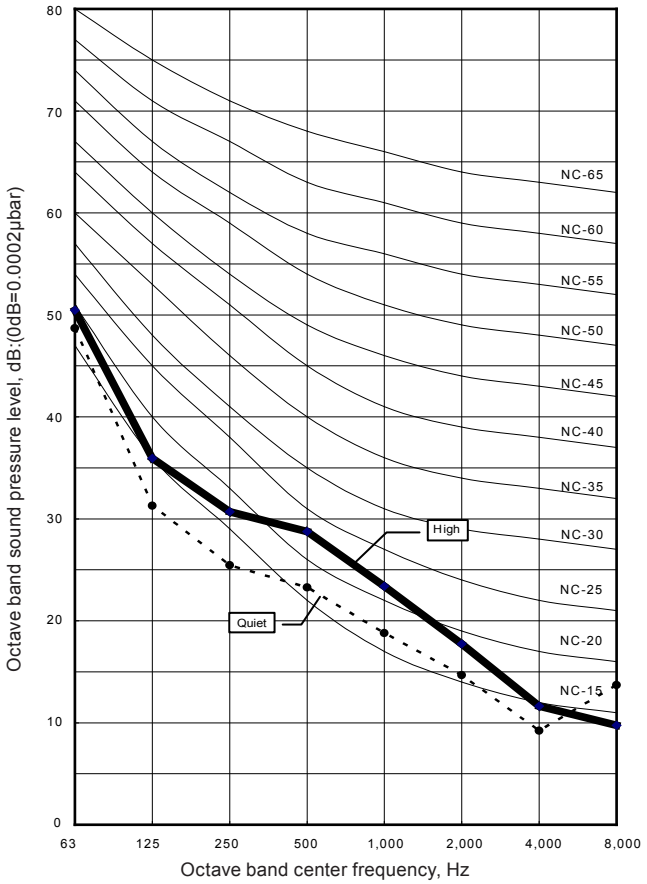

■ MODEL : ARU18RLF

● Cooling

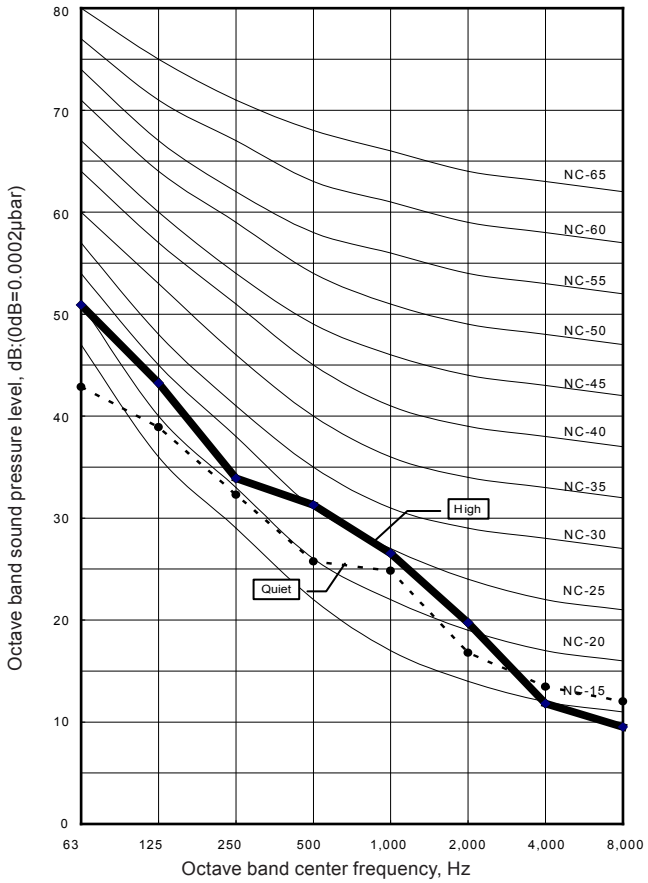

●Heating

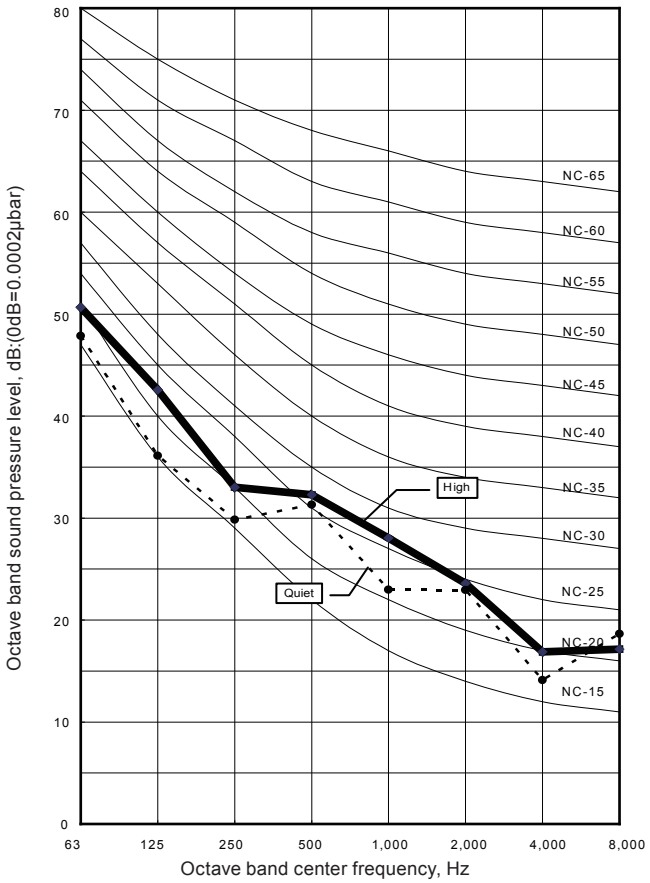

MULTI TYPE
2, 3, 4 ROOMS TYPE

■ MODEL : ARU24RLF

● Cooling

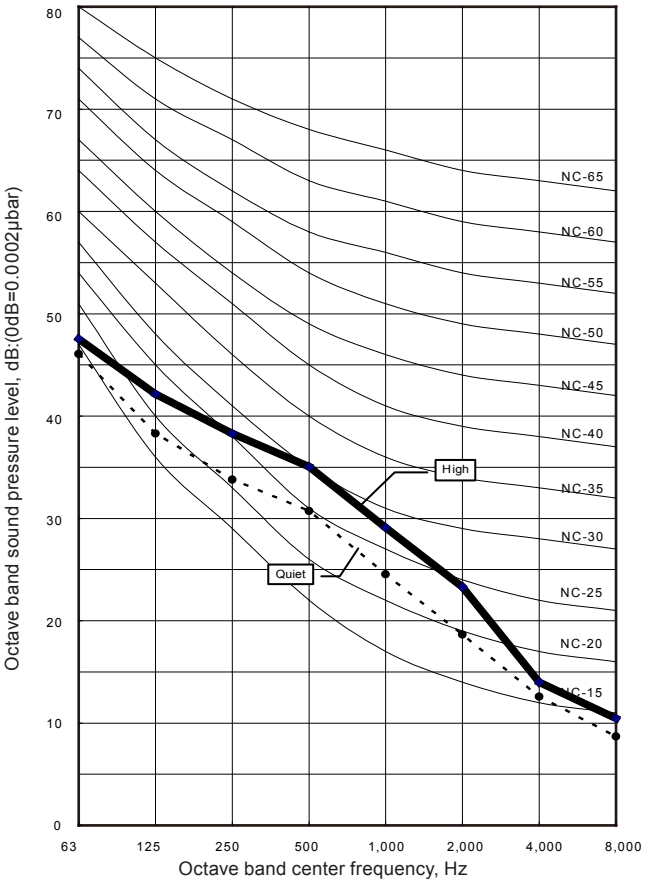

●Heating

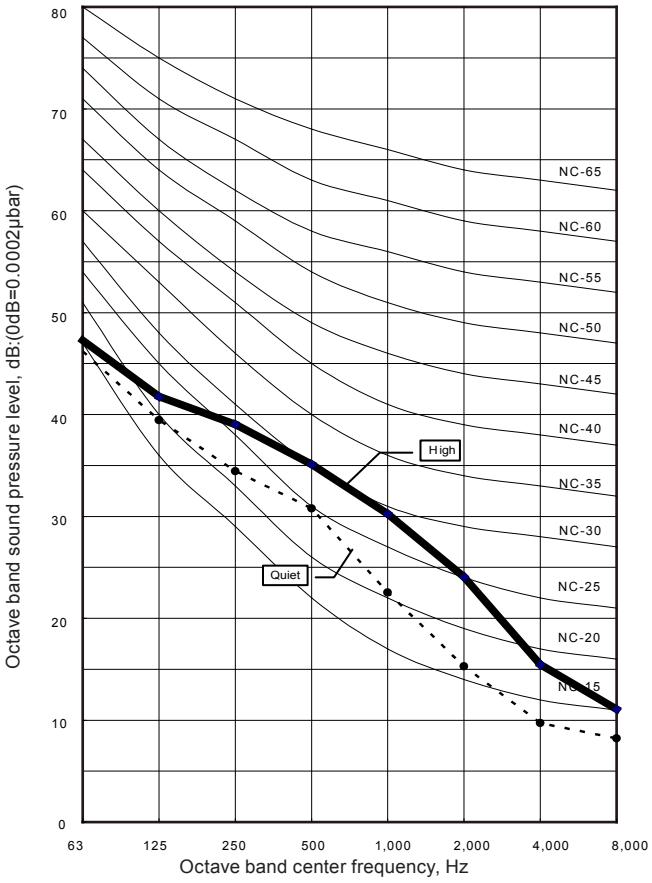

MULTI TYPE
2, 3, 4 ROOMS TYPE

9-3. WALL MOUNTED TYPE

■ MODEL : ASU7RLF1

● Cooling

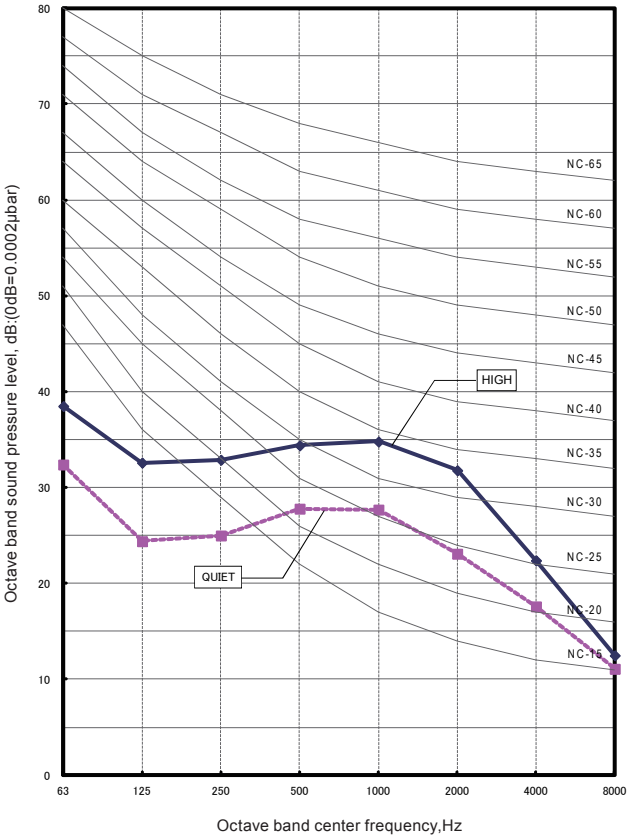

● Heating

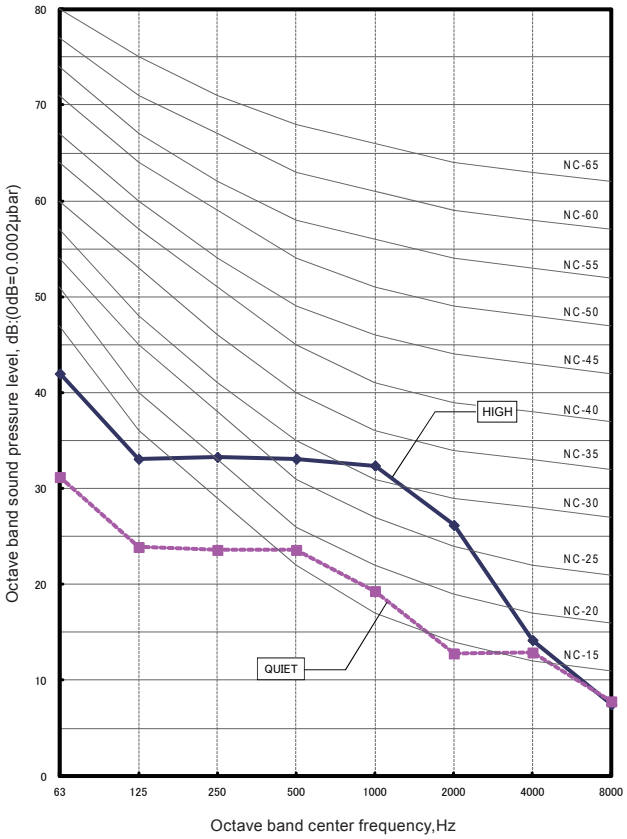

■ MODEL : ASU9RLF1

● Cooling

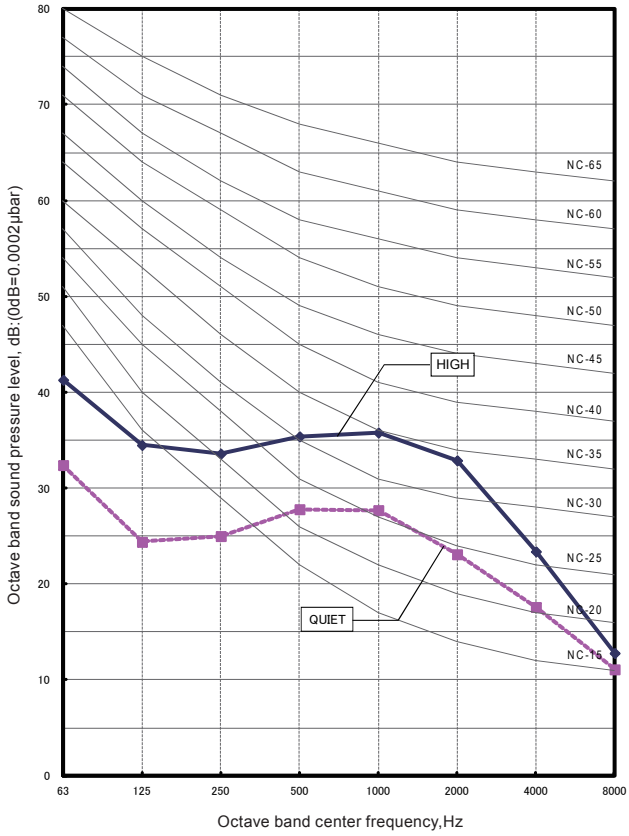

● Heating

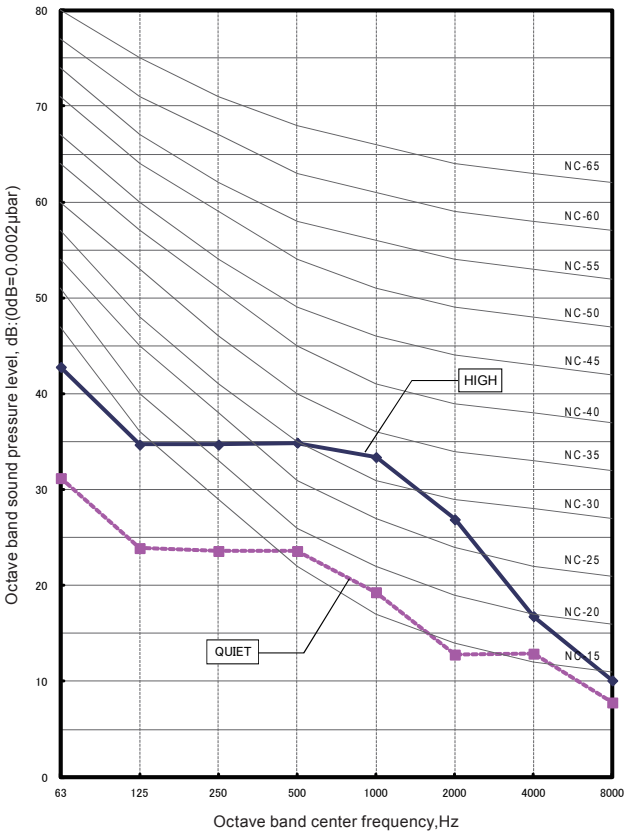

MULTI TYPE
2, 3, 4 ROOMS TYPE

■ MODEL : ASU12RLF1

● Cooling

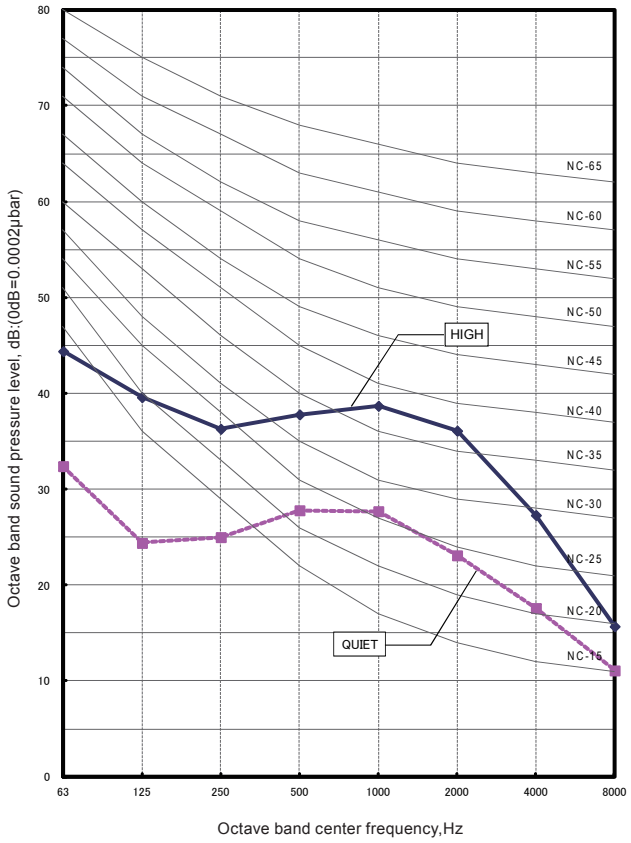

● Heating

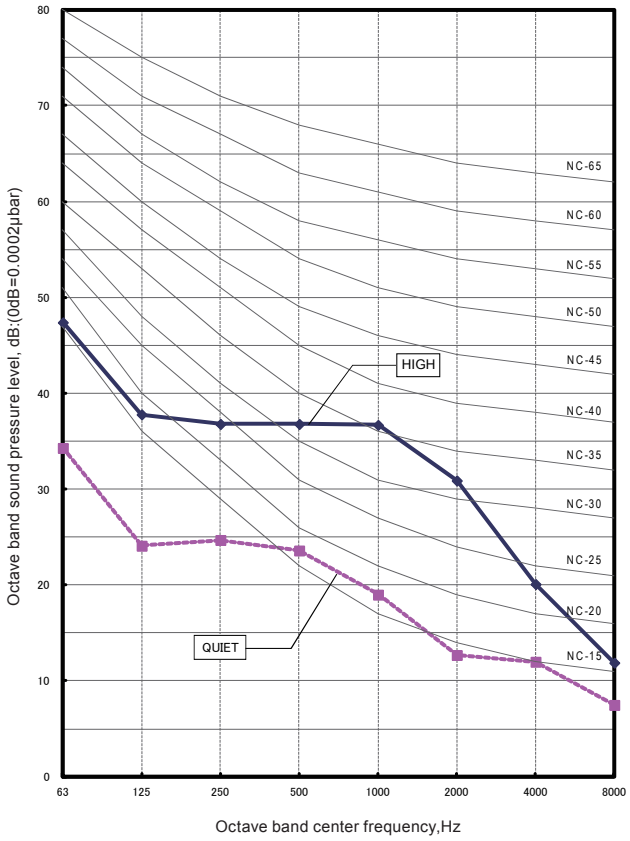

MULTI TYPE
2, 3, 4 ROOMS TYPE

■ MODEL : ASU7RLF

● Cooling

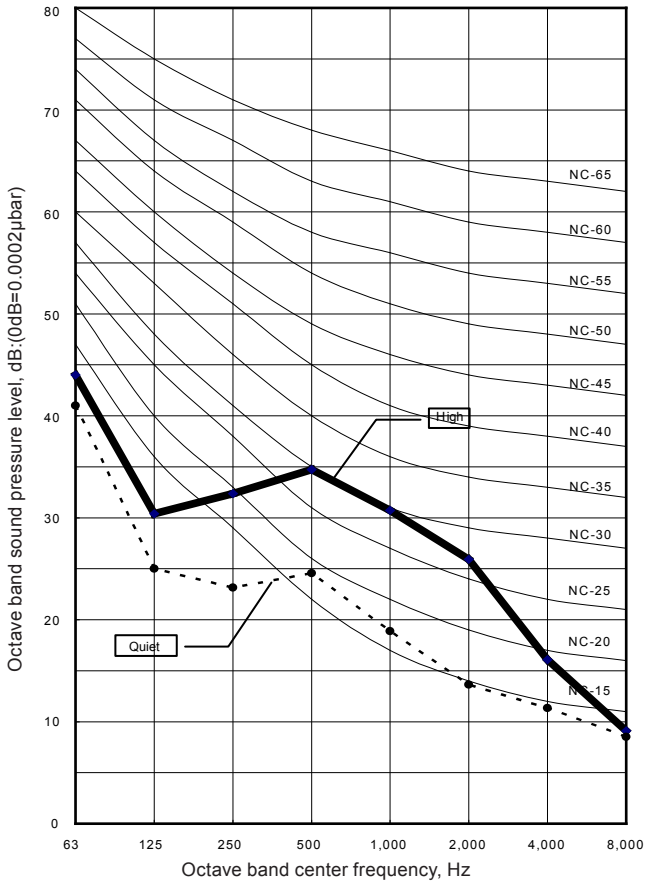

●Heating

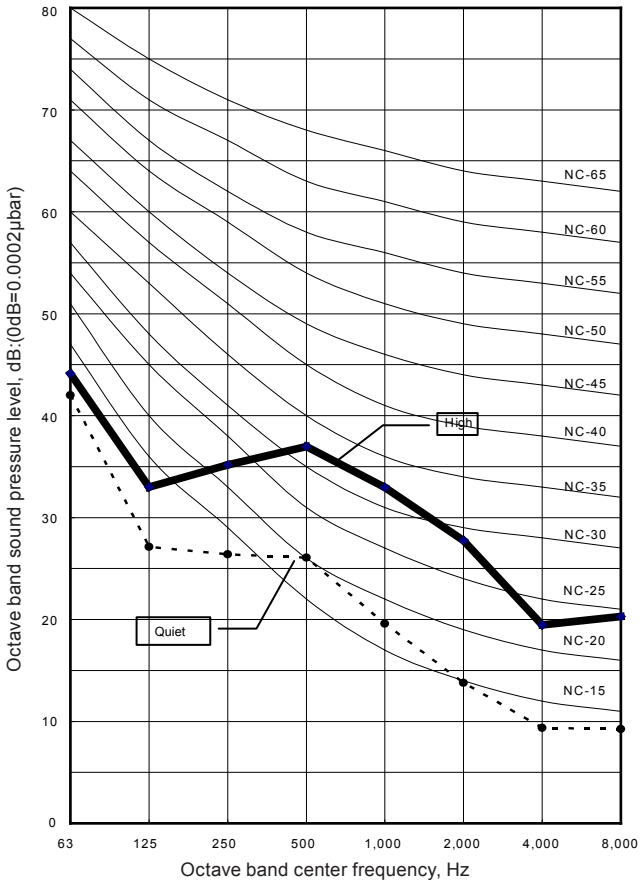

■ MODEL : ASU9RLF

● Cooling

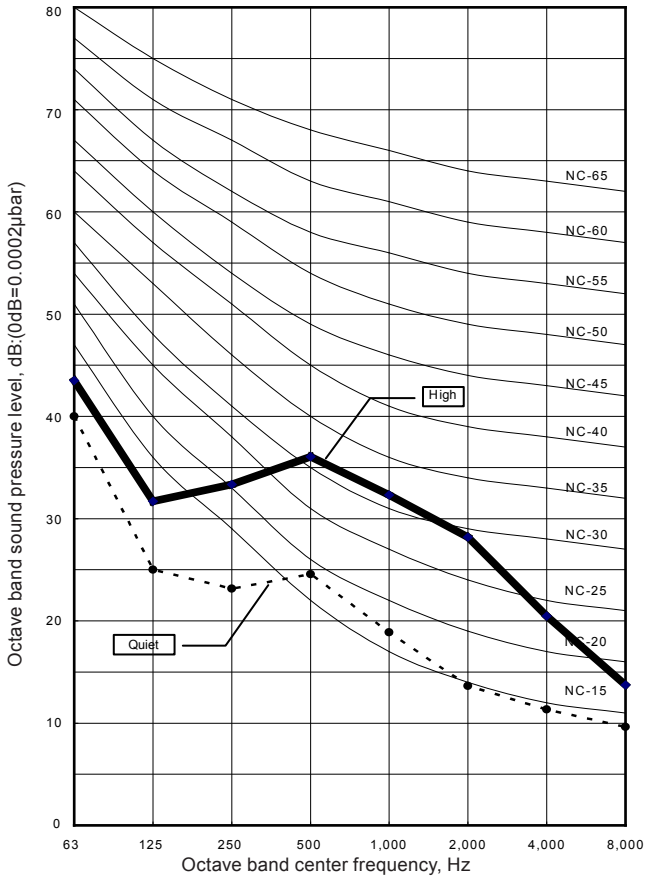

●Heating

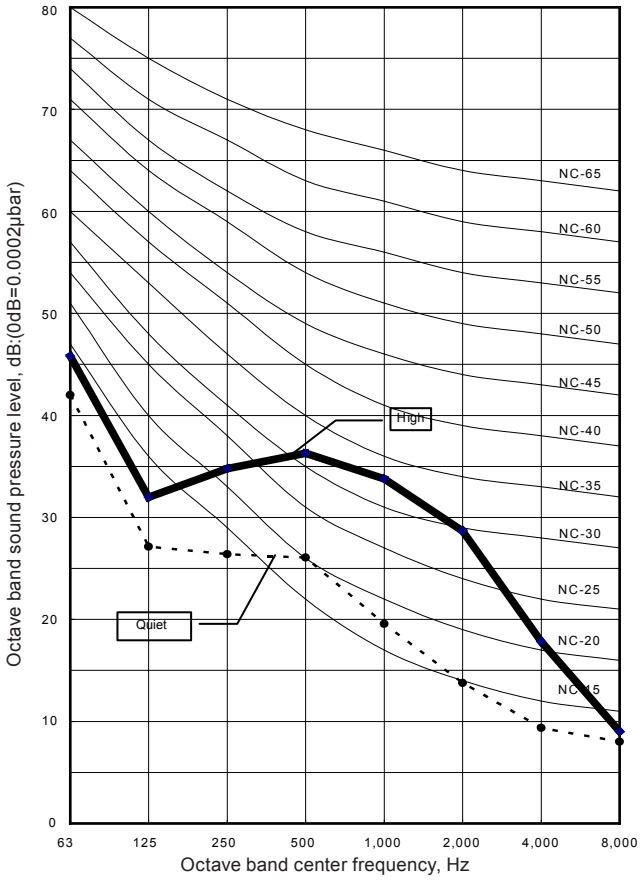

MULTI TYPE
2, 3, 4 ROOMS TYPE

■ MODEL : ASU12RLF

● Cooling

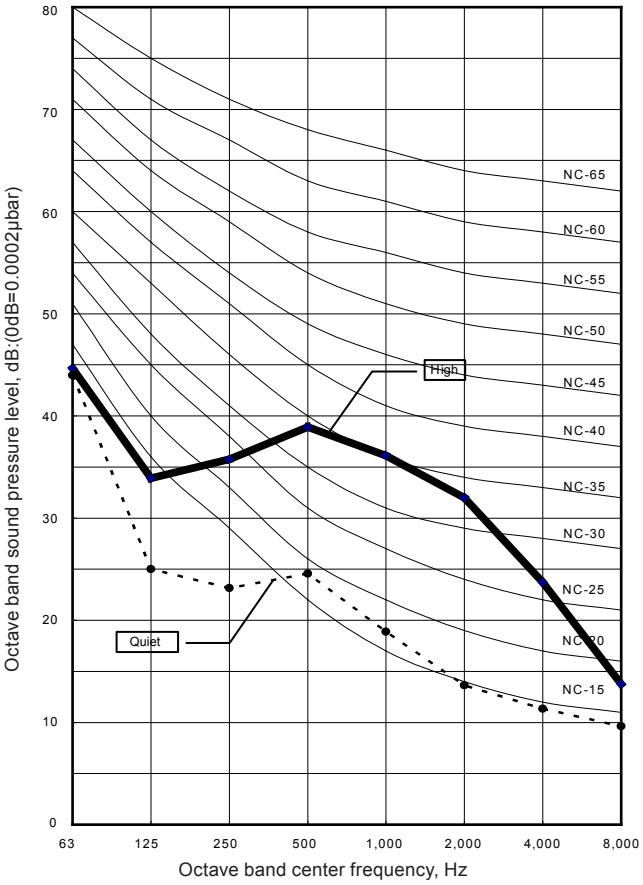

●Heating

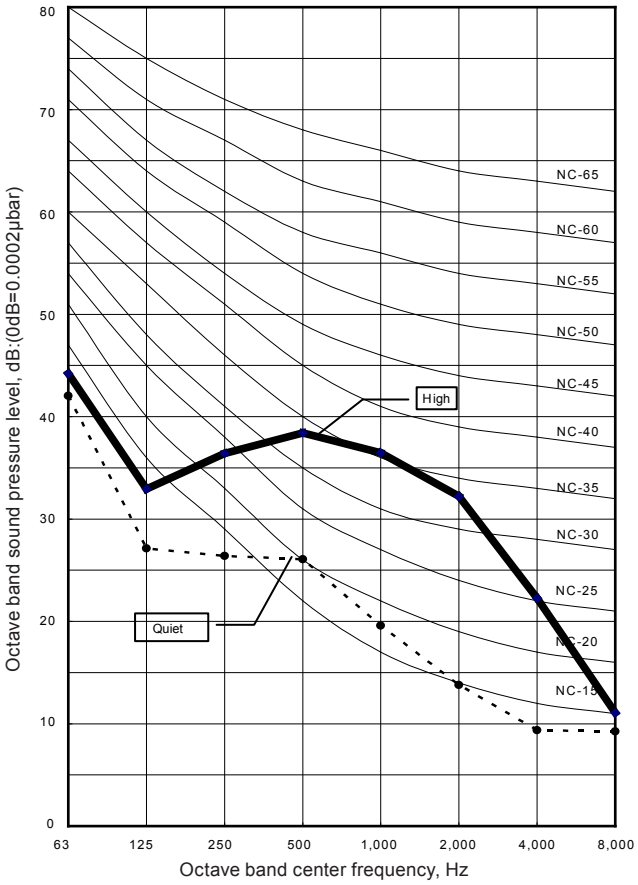

MULTI TYPE
2, 3, 4 ROOMS TYPE

■ MODEL : ASU9RLS2

● Cooling

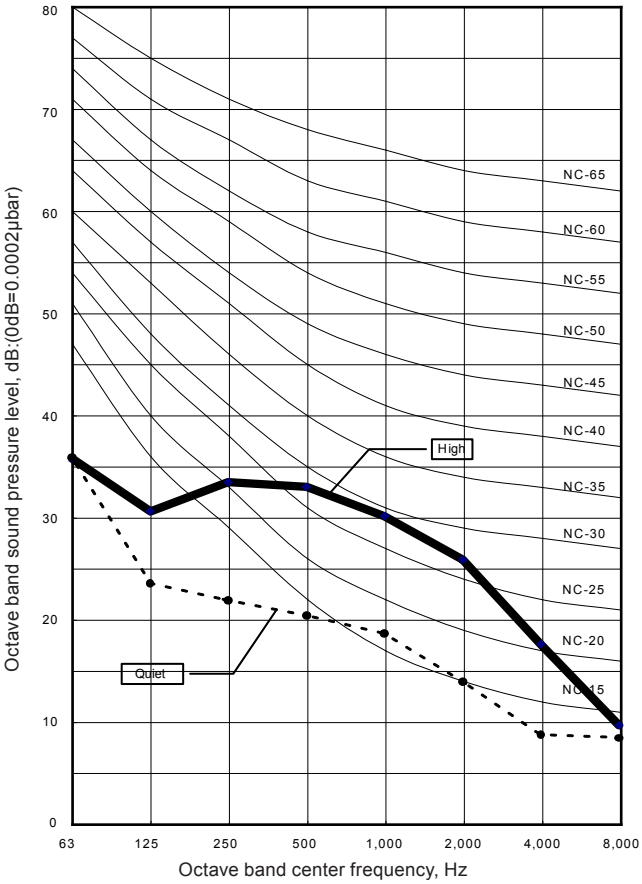

●Heating

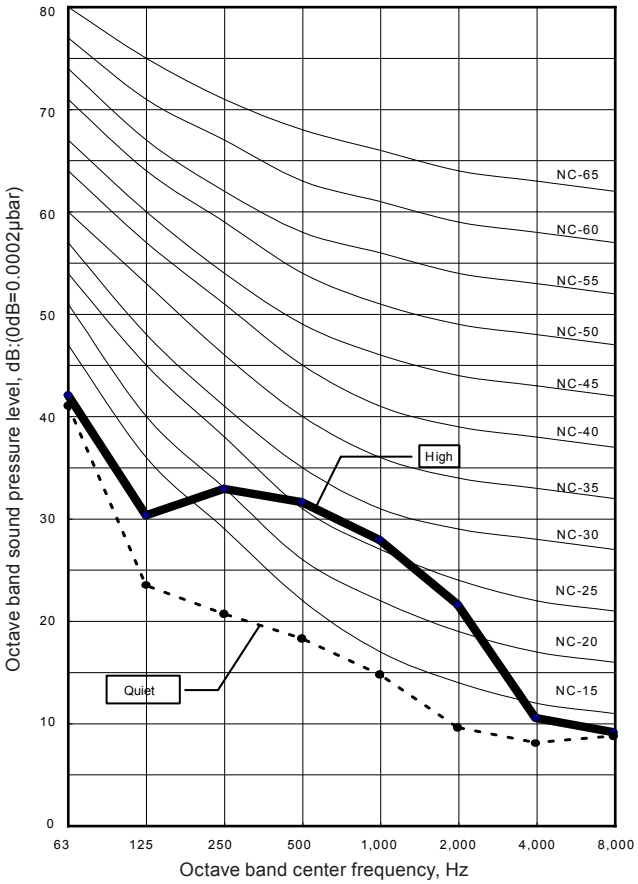

■ MODEL : ASU12RLS2

● Cooling

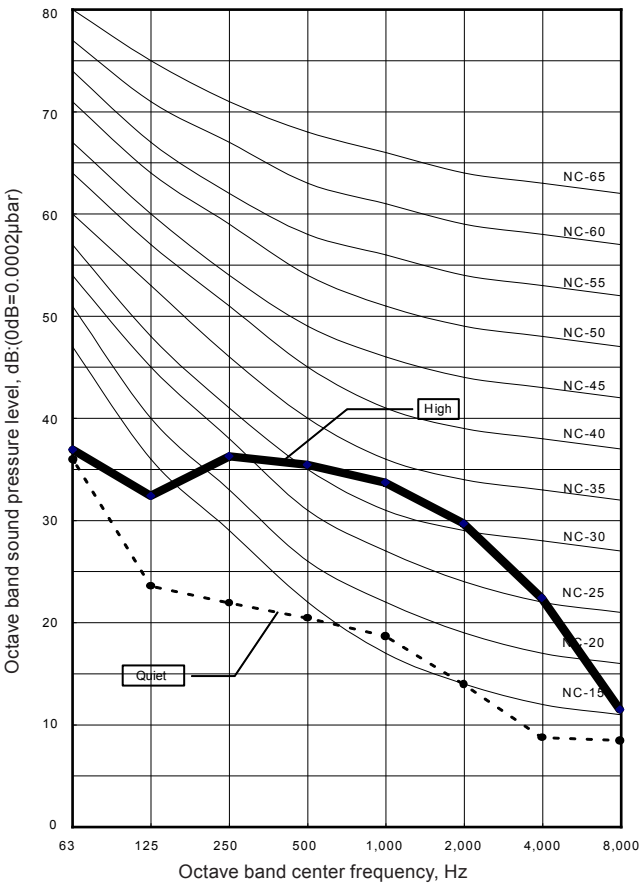

●Heating

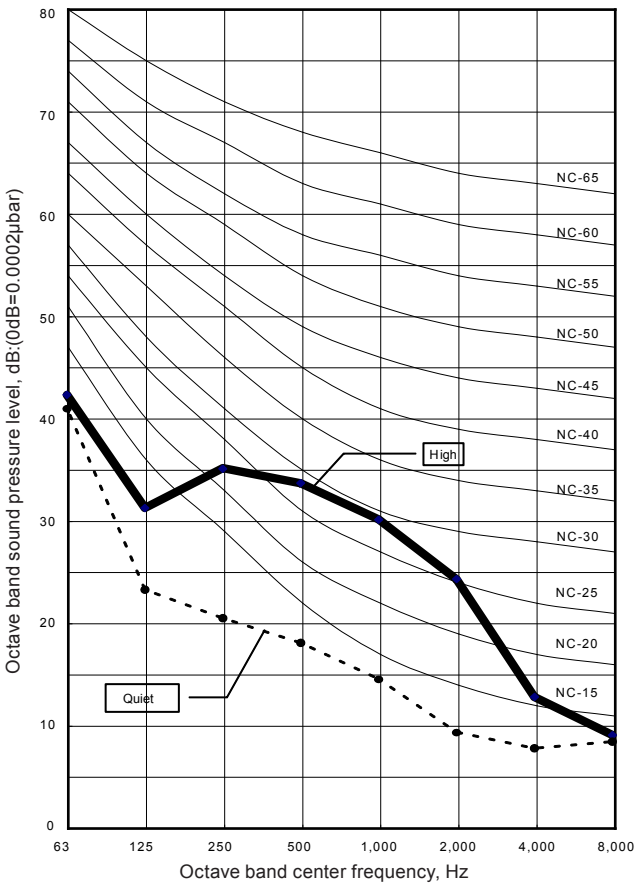

MULTI TYPE
2, 3, 4 ROOMS TYPE

■ MODEL : ASU15RLS2

● Cooling

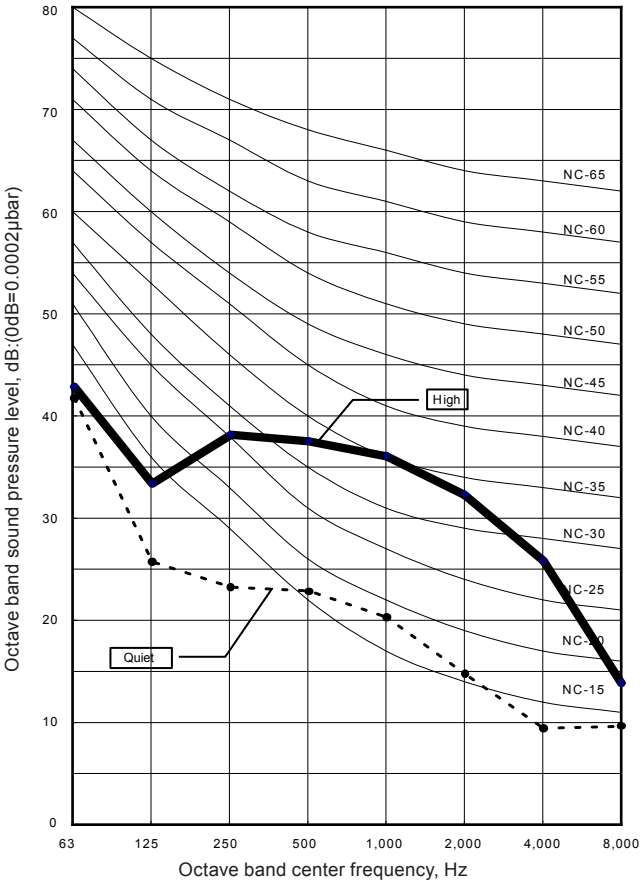

●Heating

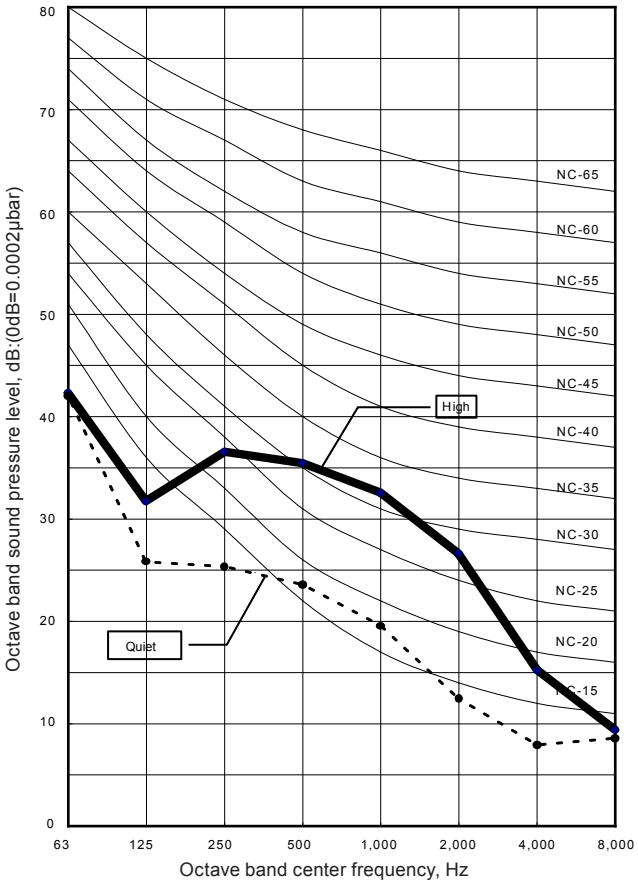

MULTI TYPE
2, 3, 4 ROOMS TYPE

■ MODEL : ASU18RLF

● Cooling

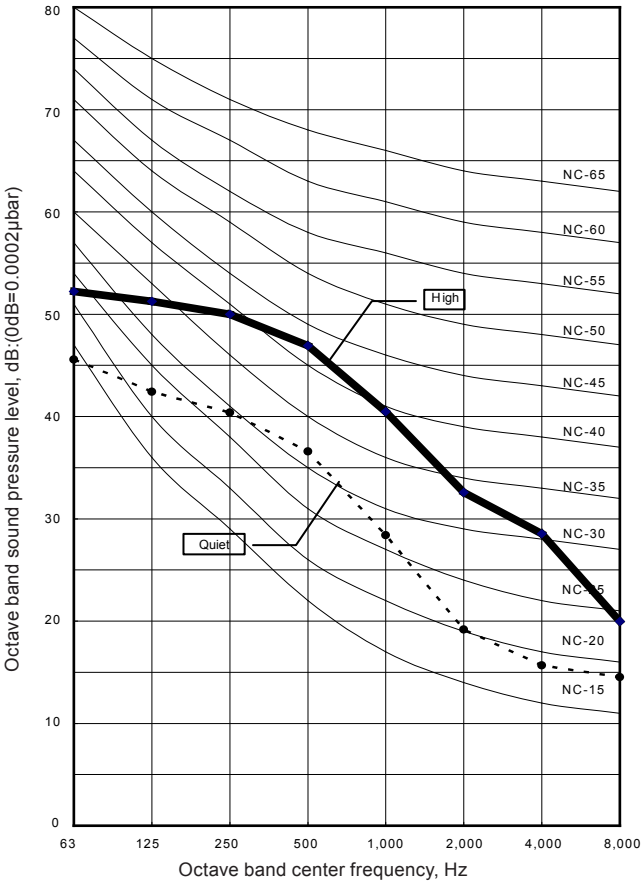

●Heating

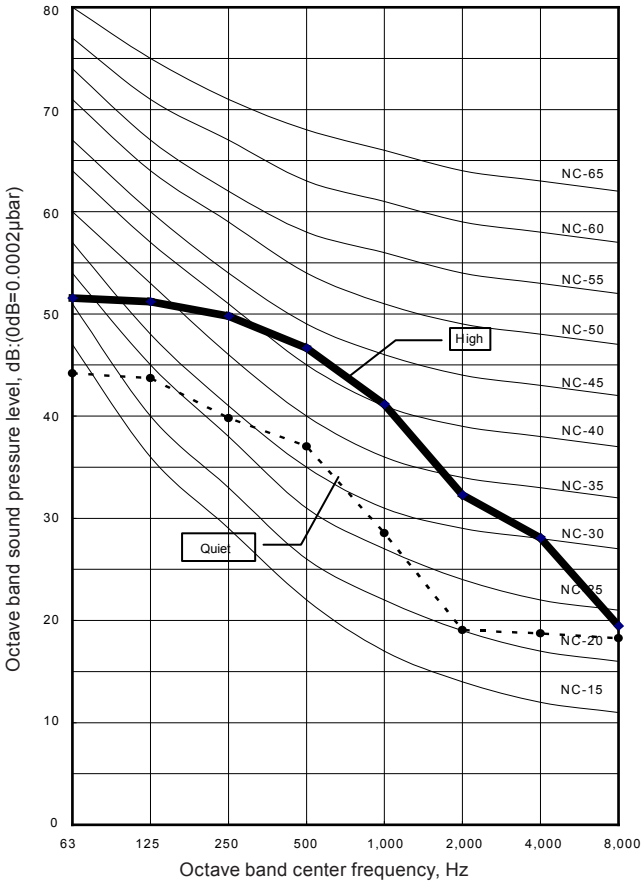

■ MODEL : ASU24RLF

● Cooling

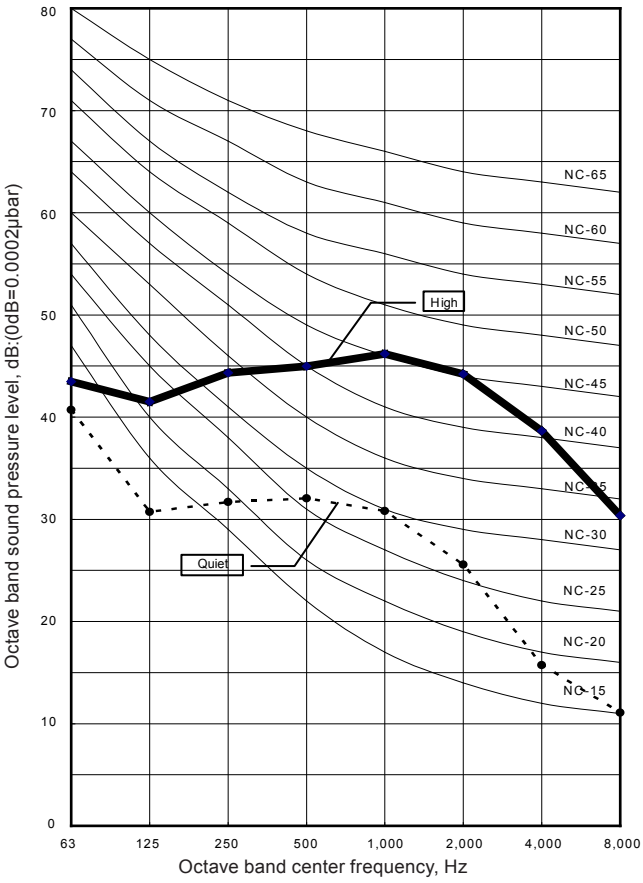

●Heating

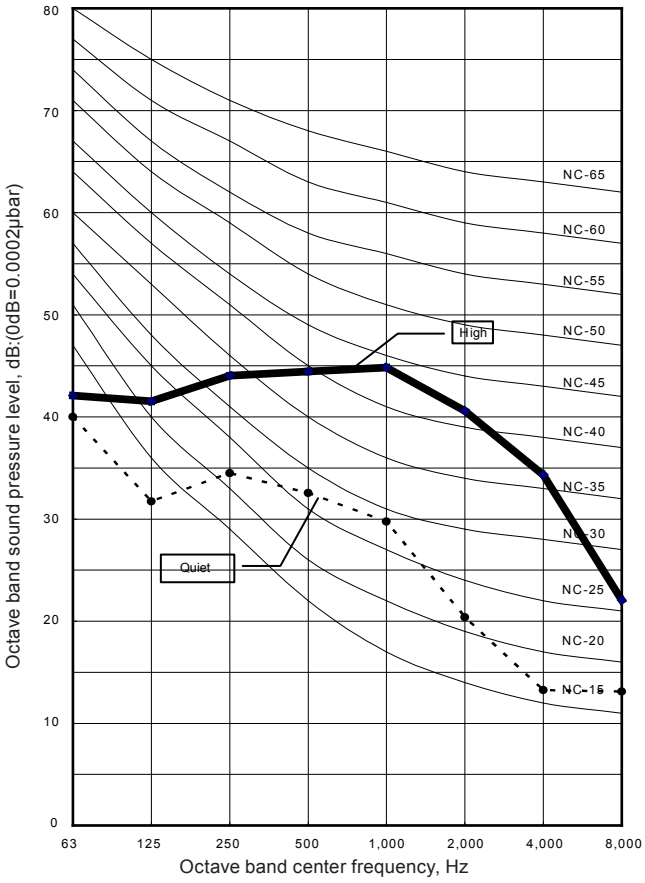

MULTI TYPE
2, 3, 4 ROOMS TYPE

9-4. FLOOR TYPE

■ MODEL : AGU9RLF

● Cooling

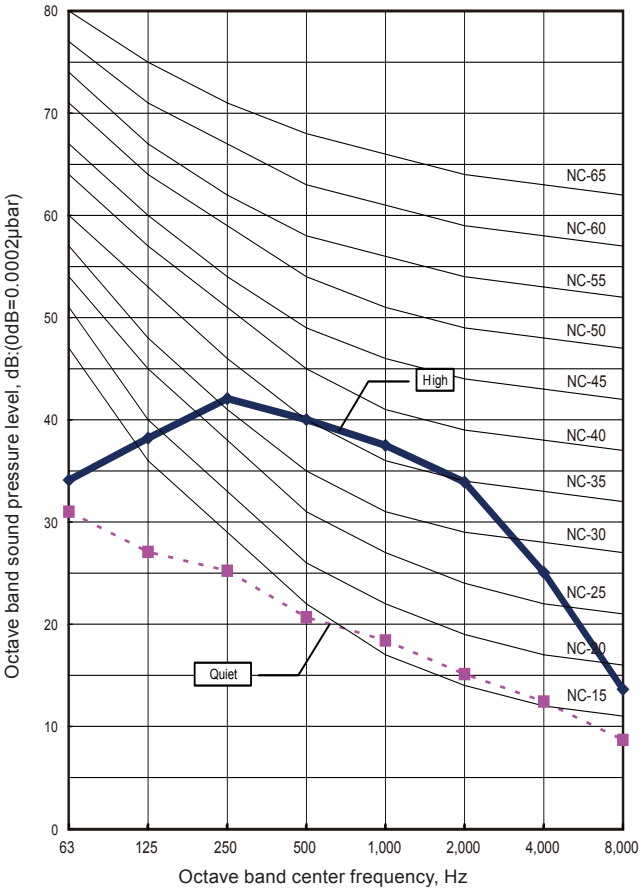

●Heating

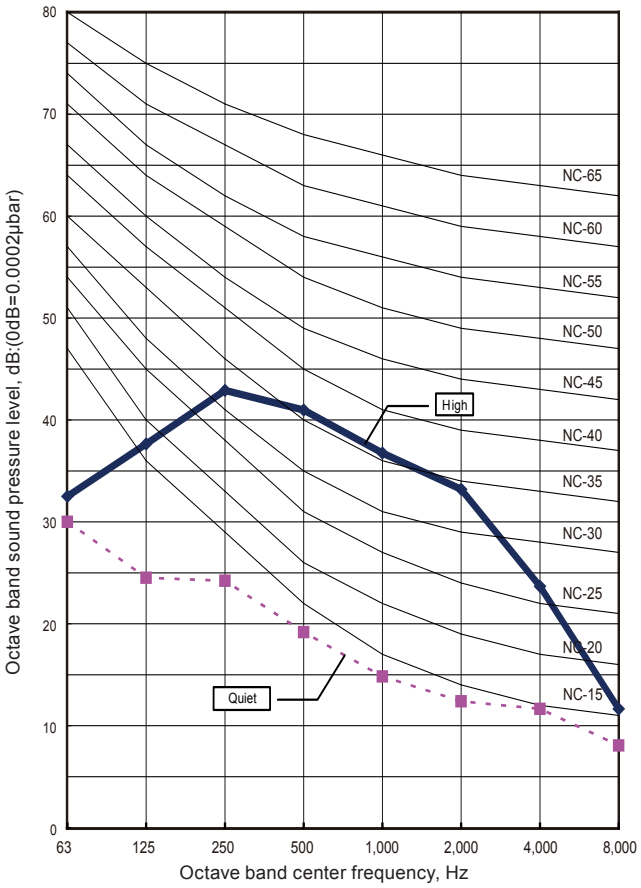

■ MODEL : AGU12RLF

● Cooling

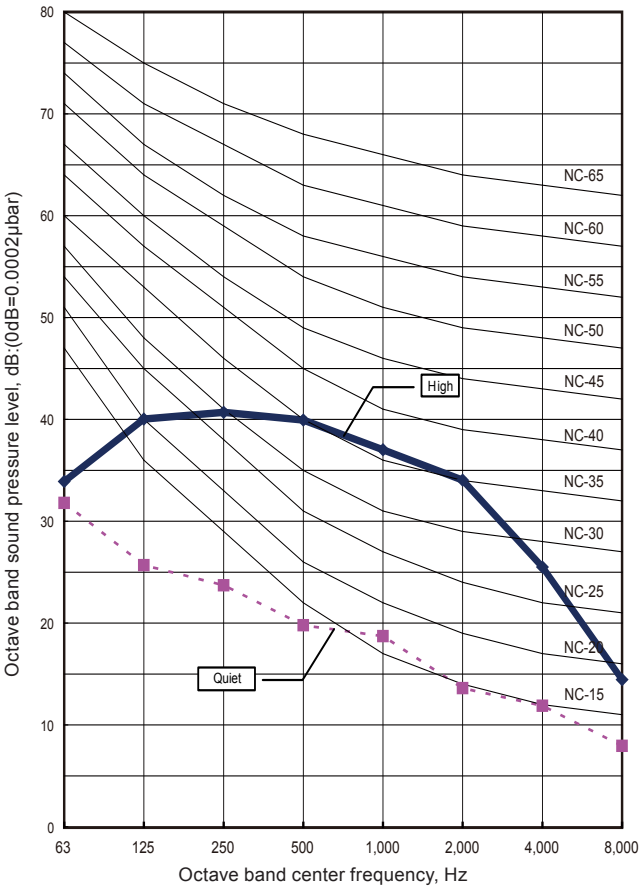

●Heating

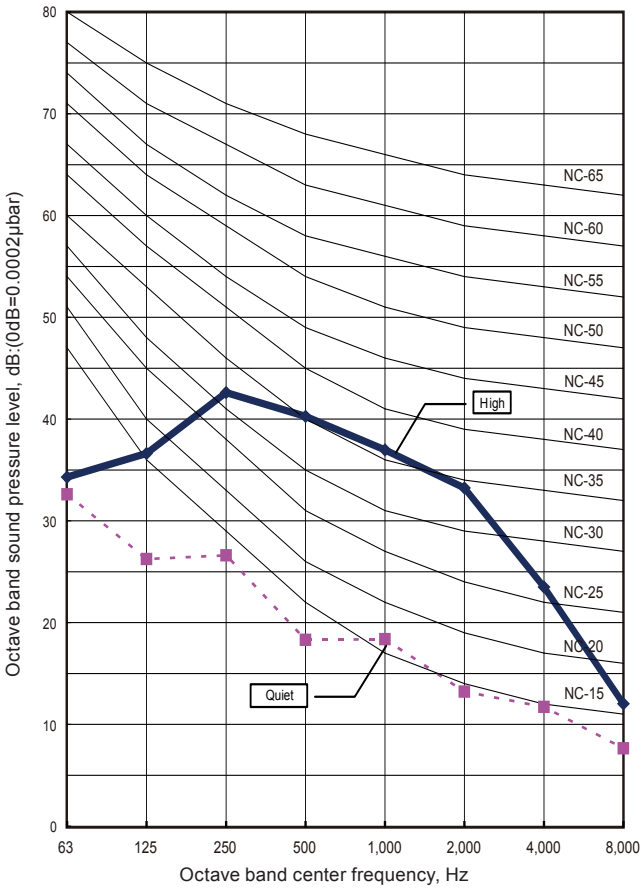

MULTI TYPE
2, 3, 4 ROOMS TYPE

■ MODEL : AGU15RLF

● Cooling

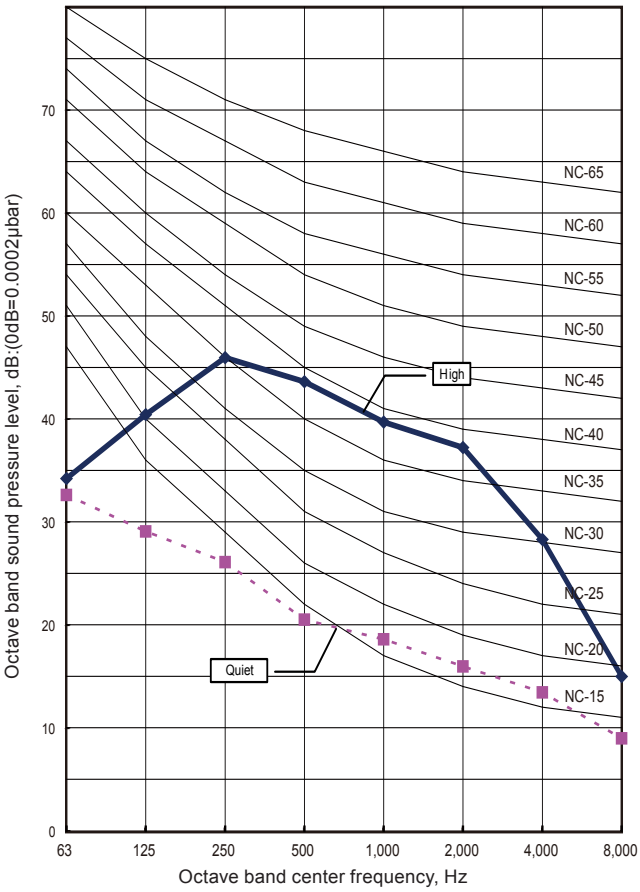

●Heating

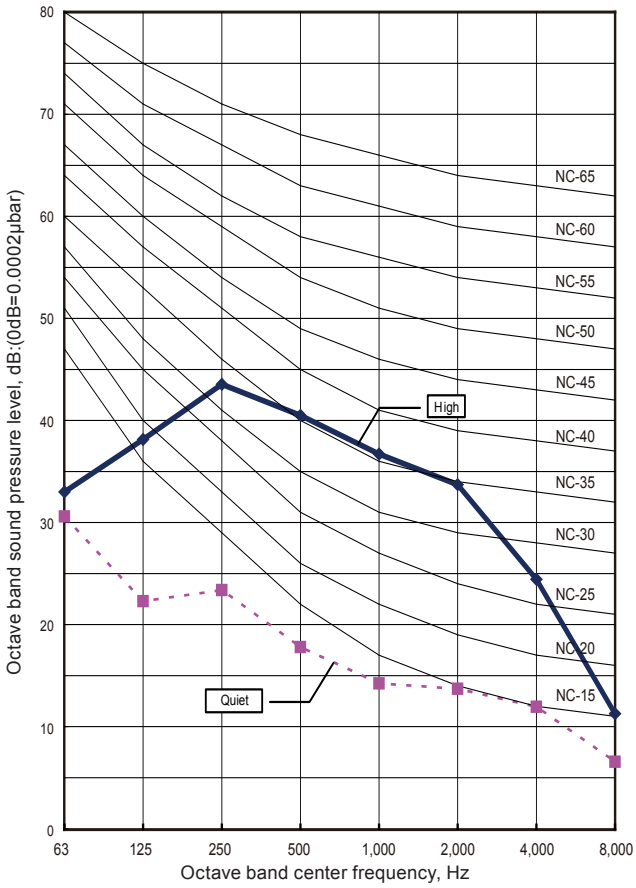

MULTI TYPE
2, 3, 4 ROOMS TYPE

9-5. SOUND LEVEL CHECK POINT

■ COMPACT CASSETTE TYPE

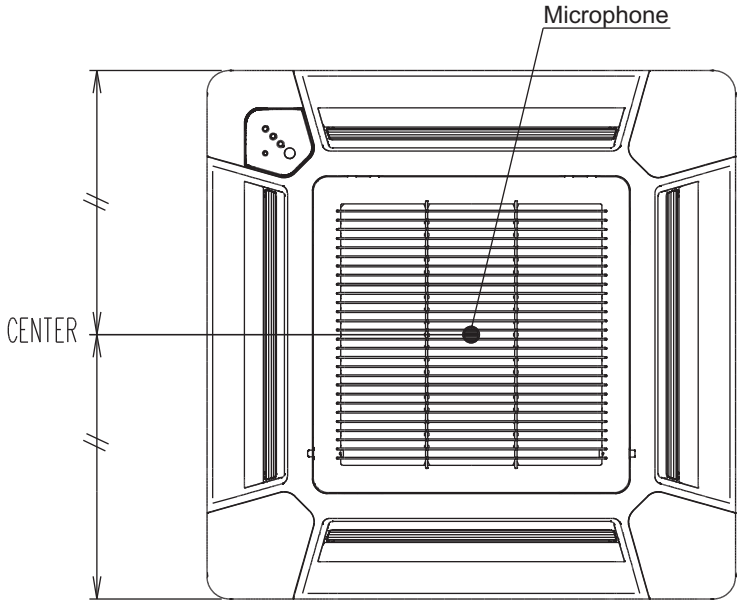

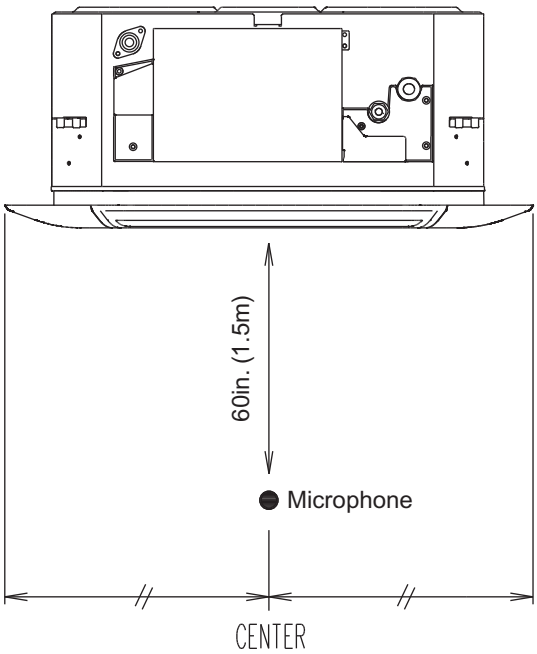

MULTI TYPE
2, 3, 4 ROOMS TYPE

■ SLIM DUCT TYPE

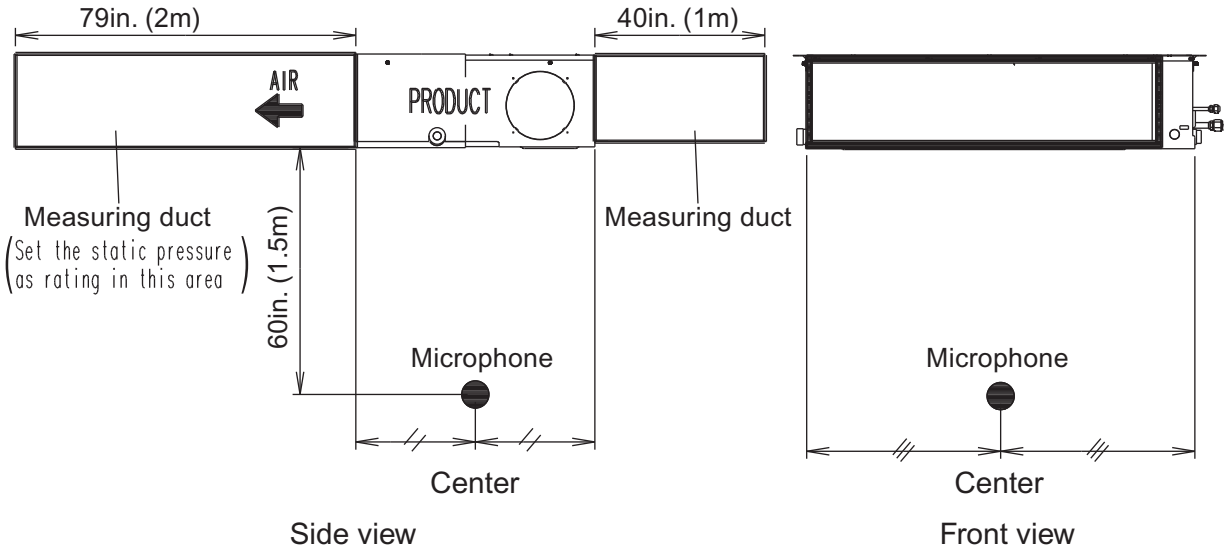

■ WALL MOUNTED TYPE

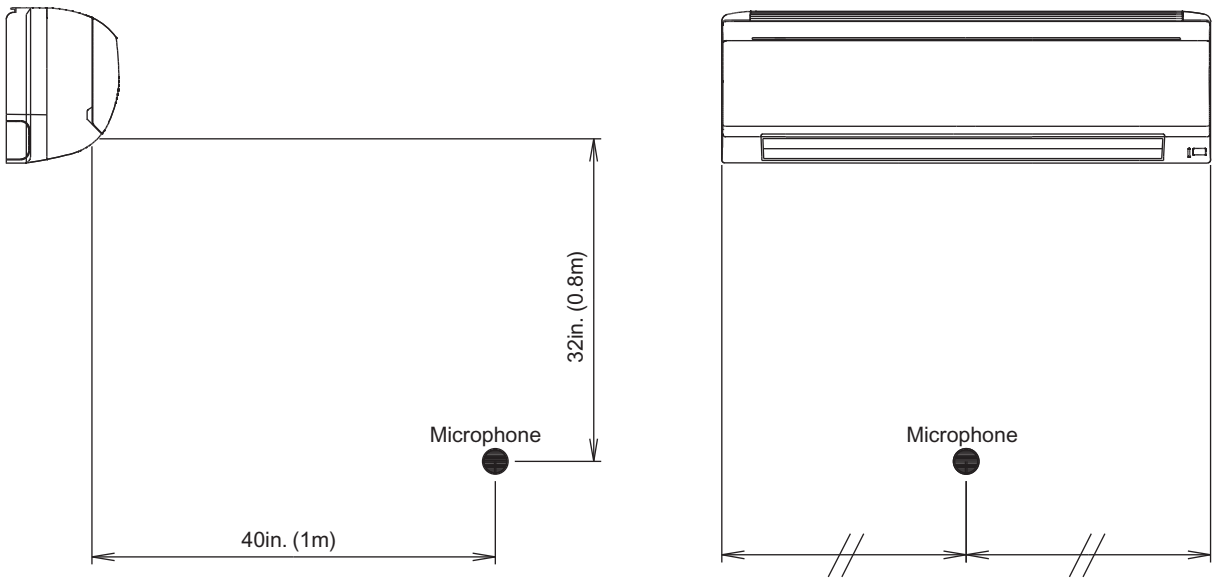

MULTI TYPE
2, 3, 4 ROOMS TYPE

■ FLOOR TYPE

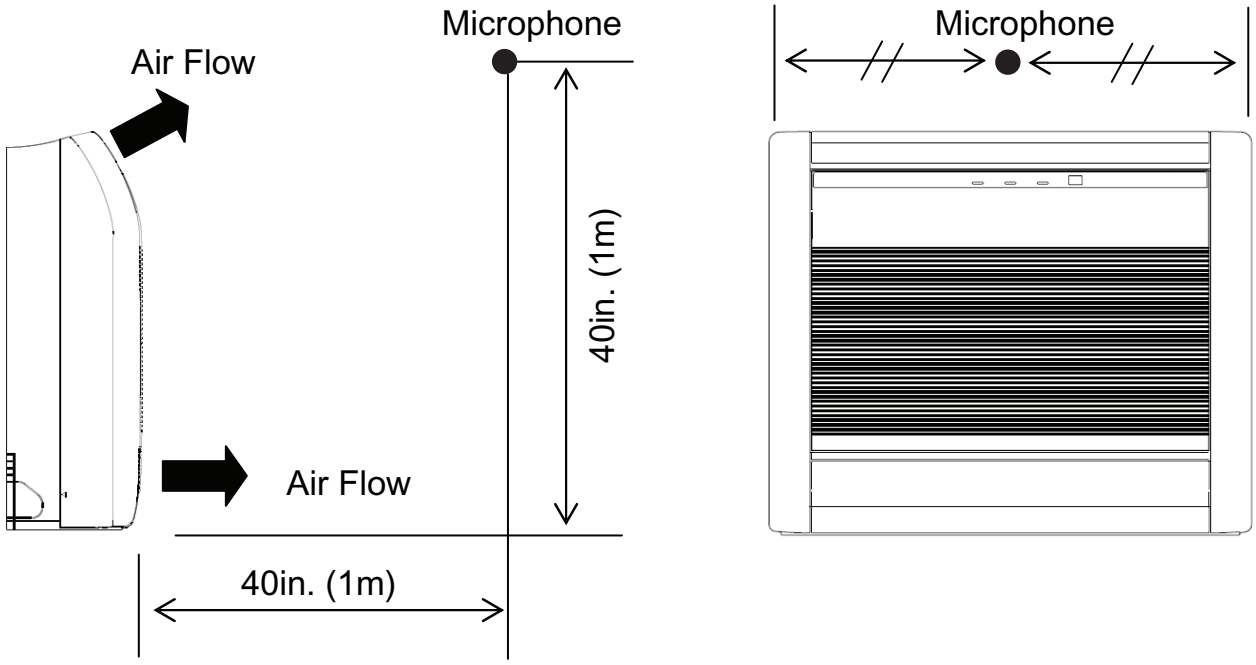

10. ELECTRIC CHARACTERISTICS

		Power Supply			Indoor Rated	
Type	Model name	Hz	Voltage (V)	MCA (A)	Input Power (W)	FLA (A)
Compact Cassette	AUU7RLF	60	208 / 230	0.19 / 0.19	17 / 18	0.15 / 0.15
	AUU9RLF	60	208 / 230	0.19 / 0.19	17 / 18	0.15 / 0.15
	AUU12RLF	60	208 / 230	0.24 / 0.24	22 / 23	0.19 / 0.19
	AUU18RLF	60	208 / 230	0.41 / 0.38	38 / 39	0.32 / 0.30
Slim Duct	ARU7RLF	60	208 / 230	0.40 / 0.41	47 / 33	0.32 / 0.30
	ARU9RLF	60	208 / 230	0.40 / 0.38	47 / 49	0.32 / 0.30
	ARU12RLF	60	208 / 230	0.47 / 0.44	56 / 58	0.37 / 0.35
	ARU18RLF	60	208 / 230	0.59 / 0.55	71 / 73	0.47 / 0.44
	ARU24RLF	60	208 / 230	0.89 / 0.83	109 / 111	0.71 / 0.66
Wall Mounted	ASU7RLF1	60	208 / 230	0.18 / 0.16	15 / 15	0.14 / 0.13
	ASU9RLF1	60	208 / 230	0.20 / 0.19	17 / 17	0.16 / 0.15
	ASU12RLF1	60	208 / 230	0.25 / 0.24	22 / 22	0.20 / 0.19
	ASU7RLF	60	208 / 230	0.18 / 0.17	15 / 15	0.14 / 0.13
	ASU9RLF	60	208 / 230	0.20 / 0.19	17 / 17	0.16 / 0.15
	ASU12RLF	60	208 / 230	0.25 / 0.24	22 / 22	0.20 / 0.19
	ASU9RLS2	60	208 / 230	0.19 / 0.18	16 / 16	0.15 / 0.14
	ASU12RLS2	60	208 / 230	0.22 / 0.21	19 / 19	0.18 / 0.17
	ASU15RLS2	60	208 / 230	0.26 / 0.25	23 / 23	0.21 / 0.20
	ASU18RLF	60	208 / 230	0.42 / 0.40	40 / 41	0.34 / 0.32
	ASU24RLF	60	208 / 230	0.71 / 0.66	68 / 69	0.57 / 0.53
Floor	AGU9RLF	60	208 / 230	0.36 / 0.33	35 / 32	0.29 / 0.26
	AGU12RLF	60	208 / 230	0.36 / 0.33	35 / 32	0.29 / 0.26
	AGU15RLF	60	208 / 230	0.41 / 0.38	40 / 36	0.33 / 0.30

Wiring spec. (Indoor unit to outdoor unit)	Connection cable	AWG	14
	Limited wiring length	[ft. (m)]	85 (26)

MCA : Min Circuit Amps = Max Operating Current (Full Load).

FLA : Full Load Amps.

11. SAFETY DEVICES

Model and type		PCB fuse	Fan motor thermal protector	Terminal thermal fuse	Float switch
Compact Cassette	AUU7RLF	250V 3.15A	OFF: 212 ± 18°F (100 ± 10°C) ON: 203 ± 18°F (95 ± 10°C)	—	○
	AUU9RLF				
	AUU12RLF				
	AUU18RLF				
Slim Duct	ARU7RLF	250V 3.15A	OFF: 275 ± 27°F (135 ± 15°C) ON: 239 ± 27°F (115 ± 15°C)	—	○
	ARU9RLF				
	ARU12RLF				
	ARU18RLF				
	ARU24RLF				
Wall Mounted	ASU7RLF1	250V 3.15A	OFF: 221 ± 18°F (105 ± 10°C) ON: 194 ± 18°F (90 ± 10°C)	—	—
	ASU9RLF1				
	ASU12RLF1				
	ASU7RLF	250V 3.15A	OFF: 230 ± 27°F (110 ± 15°C) ON: 203 ± 27°F (95 ± 15°C)	OFF: 216°F (OFF: 102°C)	—
	ASU9RLF				
	ASU12RLF				
	ASU9RLS2		OFF: 320 ± 45°F (160 ± 25°C) ON: 230 ± 45°F (110 ± 25°C)		
	ASU12RLS2				
	ASU15RLS2				
	ASU18RLF	250V 3.15A	OFF: 302 ± 27°F (150 ± 15°C) ON: 248 ± 27°F (120 ± 15°C)	OFF: 216°F (OFF: 102°C)	—
	ASU24RLF				
Floor	AGU9RLF	250V 3.15A	OFF: 302 ± 27°F (150 ± 15°C) ON: 248 ± 27°F (120 ± 15°C)	OFF: 216°F (OFF: 102°C)	—
	AGU12RLF				
	AGU15RLF				

12. EXTERNAL INPUT & OUTPUT

Indoor unit type	EXTERNAL INPUT	EXTERNAL OUTPUT			
	Control input	Operation status output	Fresh air control output	Auxiliary heater output	Error status output
Compact Cassette	●	●	●	—	—
Slim Duct	●	●	●	●	—
Wall Mounted	●	●	—	—	● (ASU9RLS2, ASU12RLS2, ASU15RLS2 ASU7RLF1 ASU9RLF1 ASU12RLF1)
Floor	●	●	—	—	●

12-1. EXTERNAL INPUT

■ CONTROL INPUT (Operation/Stop or Forced stop)

	Compact Cassette	Slim Duct	Wall Mounted				Floor
			ASU7RLF ASU9RLF ASU12RLF	ASU9RLS2 ASU12RLS2 ASU15RLS2	ASU7RLF1 ASU9RLF1 ASU12RLF1	ASU18RLF ASU24RLF	AGU9RLF AGU12RLF AGU15RLF
Connector	CN102	CN102	CN303	CNA01		CN14	CN14

The air conditioner can be remotely operated by means of the following on-site work.

"Operation/Stop" mode or "Forced stop" mode can be selected with function setting of indoor unit.

Operation is started at the following contents by adding the contact input of a commercial ON/OFF switch to a connector on the external control PC board and turning it ON.

	Initial starting after power turned on	Starting other than at the left
Operation mode	Auto changeover	Mode at previous operation
Set temperature	76°F (24°C)	Temperature at previous operation
Air flow mode	AUTO	Mode at previous operation
Air direction (swing)	Standard air direction (swing OFF)	Air direction at previous operation

● Circuit diagram example

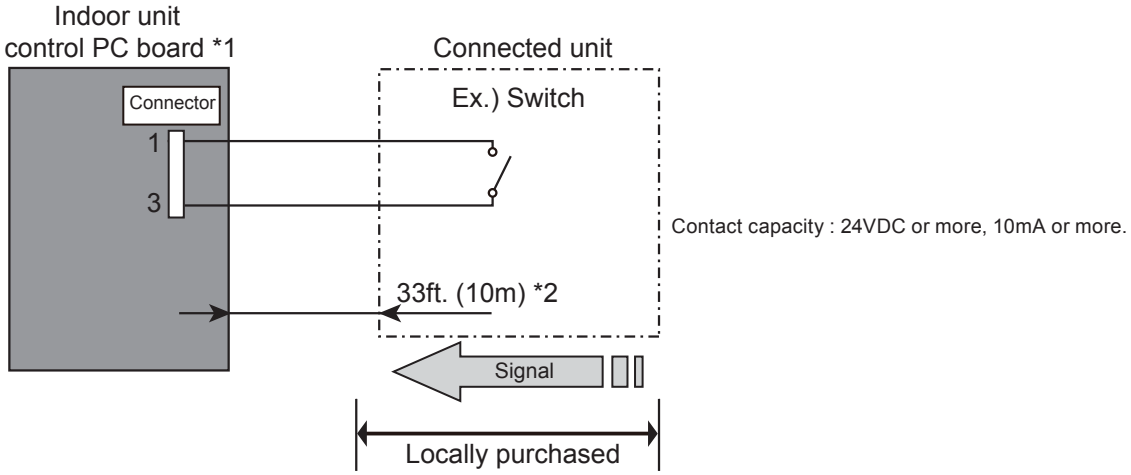

*1: PC board of Communication kit is used for Wall mounted (ASU7RLF, ASU9RLF, ASU12RLF/ASU9RLS2, AS U12RLS2, ASU15RLS2, ASU7RLF1, ASU9RLF1, ASU12RLF1) type.

*2: Make the distance from the PC board to the connected unit within 33ft. (10m).

Indoor unit type		1 Pin (Polarity)	3 Pin (Polarity)
Compact Cassette		-	+
Slim Duct		-	+
Wall Mounted	ASU7RLF, ASU9RLF, ASU12RLF	+	-
	ASU9RLS2, ASU12RLS2, ASU15RLS2, ASU7RLF1, ASU9RLF1, ASU12RLF1, ASU18RLF, ASU24RLF	-	+
Floor	AGU9RLF, AGU12RLF, AGU15RLF	-	+

MULTI TYPE
2, 3, 4 ROOMS TYPE

● When function setting is "Operation/Stop" mode

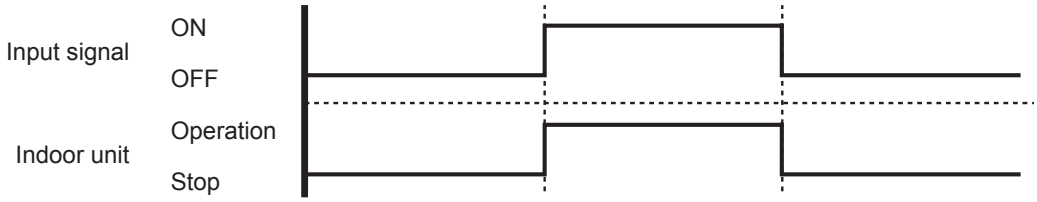

● When function setting is "Forced stop" mode

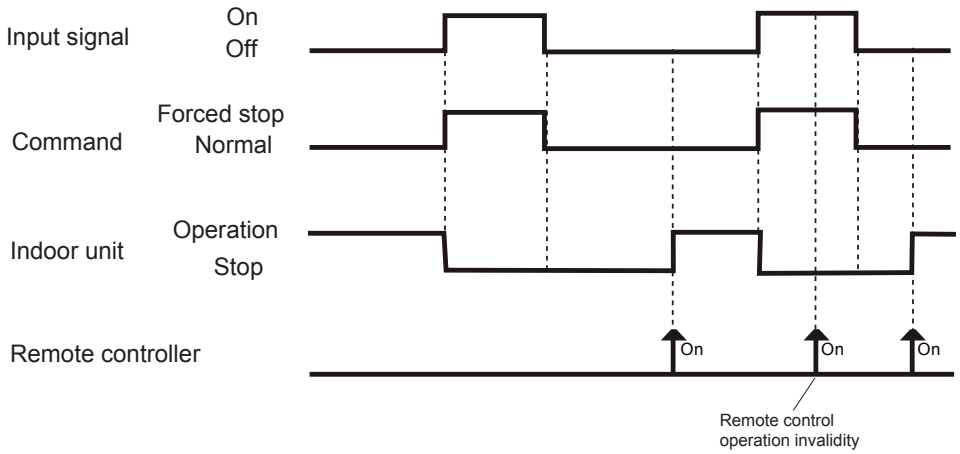

● Parts (Optional)

	Compact Cassette	Slim Duct	Wall Mounted				Floor
			ASU7RLF ASU9RLF ASU12RLF	ASU9RLS2 ASU12RLS2 ASU15RLS2	ASU7RLF1 ASU9RLF1 ASU12RLF1	ASU18RLF ASU24RLF	AGU9RLF AGU12RLF AGU15RLF
Parts name	External connect kit						
Model name	UTY-XWZX	UTD-ECS5A	UTY-XWZX	UTY-XWZXZ5		UTY-XWZX	UTY-XWZXZ5

(UTY-XWZX)

(UTD-ECS5A)

(UTY-XWZXZ5)

	Compact Cassette	Slim Duct	Wall Mounted				Floor
			ASU7RLF ASU9RLF ASU12RLF	ASU9RLS2 ASU12RLS2 ASU15RLS2	ASU7RLF1 ASU9RLF1 ASU12RLF1	ASU18RLF ASU24RLF	AGU9RLF AGU12RLF AGU15RLF
Parts name	—	—	Communication kit			—	—
Model name	—	—	UTY-XCBXZ1	UTY-TWBXF	UTY-XCBXZ2	—	—

*For operating the EXTERNAL INPUT function, the Wall mounted (ASU7RLF, ASU9RLF, ASU12RLF/ASU9RLS2, ASU12RLS2, ASU15RLS2, ASU7RLF1, ASU9RLF1, ASU12RLF1) type requires the communication kit (UTY-XCBXZ1/UTY-TWBXF/UTY-XCBXZ2) in addition to the wire (UTY-XWZX/UTY-XWZXZ5).

12-2. EXTERNAL OUTPUT

■ OPERATION STATUS OUTPUT

	Compact Cassette	Slim Duct	Wall Mounted				Floor
			ASU7RLF ASU9RLF ASU12RLF	ASU9RLS2 ASU12RLS2 ASU15RLS2	ASU7RLF1 ASU9RLF1 ASU12RLF1	ASU18RLF ASU24RLF	AGU9RLF AGU12RLF AGU15RLF
Connector	CN103	CN103	CN304	CNB01		CN16	CN20

An air conditioner operation status signal can be output.

● Circuit diagram example

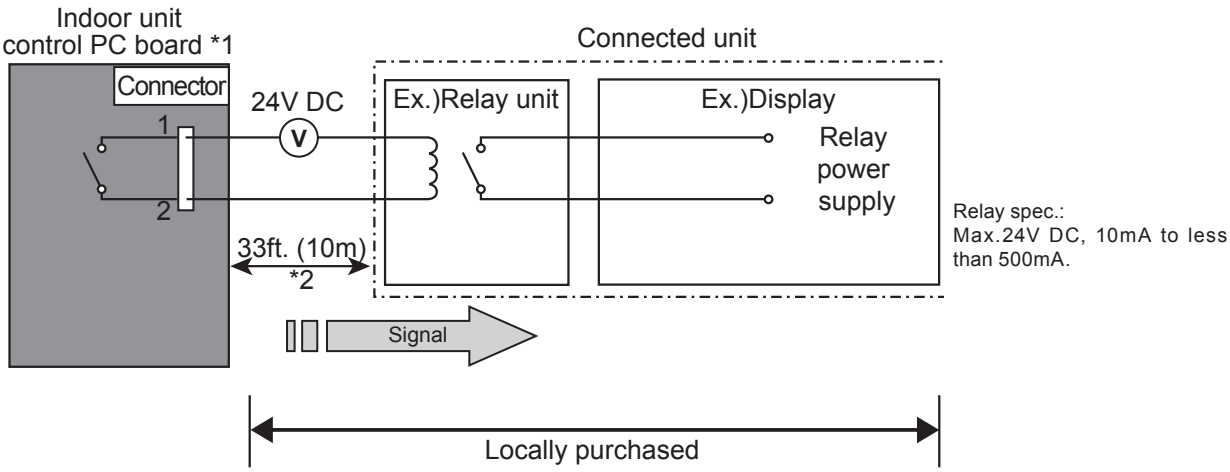

*1: PC board of Communication kit is used for Wall mounted (ASU7RLF, ASU9RLF, ASU12RLF/ASU9RLS2, ASU12RLS2, ASU15RLS2, ASU7RLF1, ASU9RLF1, ASU12RLF1) type.

*2: Make the distance from the PC board to the connected unit within 33ft. (10m).

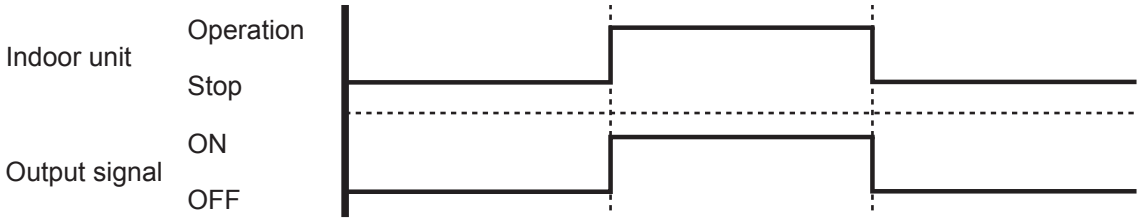

● Parts (Optional)

	Compact Cassette	Slim Duct	Wall Mounted				Floor
			ASU7RLF ASU9RLF ASU12RLF	ASU9RLS2 ASU12RLS2 ASU15RLS2	ASU7RLF1 ASU9RLF1 ASU12RLF1	ASU18RLF ASU24RLF	AGU9RLF AGU12RLF AGU15RLF
Parts name	External connect kit						
Model name	UTY-XWZX	UTD-ECS5A	UTY-XWZX	UTY-XWZXZ5		UTY-XWZX	UTY-XWZXZ5

	Compact Cassette	Slim Duct	Wall Mounted				Floor
			ASU7RLF ASU9RLF ASU12RLF	ASU9RLS2 ASU12RLS2 ASU15RLS2	ASU7RLF1 ASU9RLF1 ASU12RLF1	ASU18RLF ASU24RLF	AGU9RLF AGU12RLF AGU15RLF
Parts name	—	—	Communication kit			—	—
Model name	—	—	UTY-XCBXZ1	UTY-TWBXF	UTY-XCBXZ2	—	—

*For operating the EXTERNAL OUTPUT function, the Wall mounted (ASU7RLF, ASU9RLF, ASU12RLF/ASU9RLS2, ASU12RLS2, ASU15RLS2, ASU7RLF1, ASU9RLF1, ASU12RLF1) type requires the communication kit (UTY-XCBXZ1/UTY-TWBXF/UTY-XCBXZ2) in addition to the wire (UTY-XWZX/UTY-XWZXZ5).

MULTI TYPE
2, 3, 4 ROOMS TYPE

■ FRESH AIR CONTROL OUTPUT

	Compact Cassette	Slim Duct	Wall Mounted	Floor
Connector	CN6	CN6	—	—

A signal linked to air conditioner indoor fan ON can be output.

* However, signal becomes OFF during cold air prevention control operation.

● Circuit diagram example

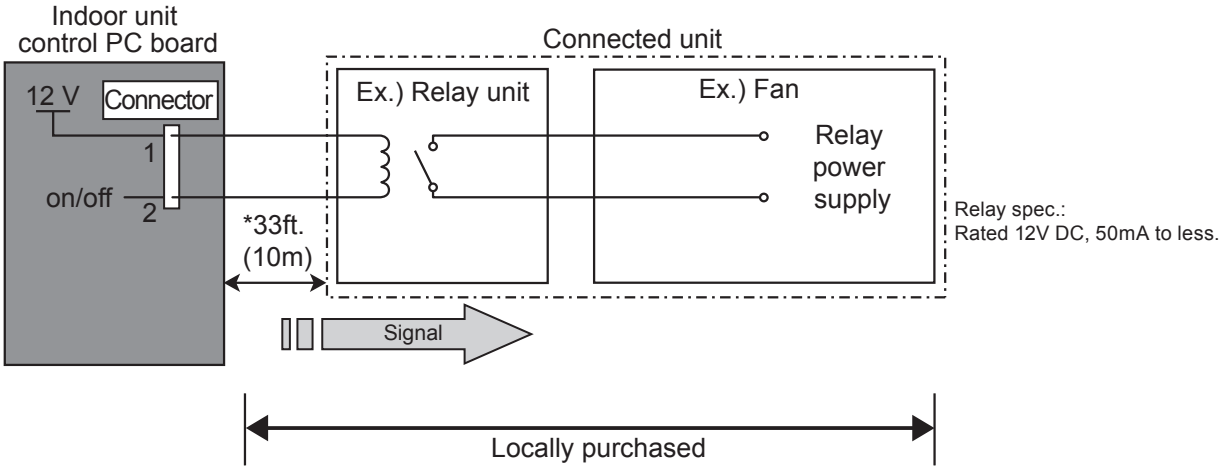

* Make the distance from the PC board to the connected unit within 33ft. (10m).

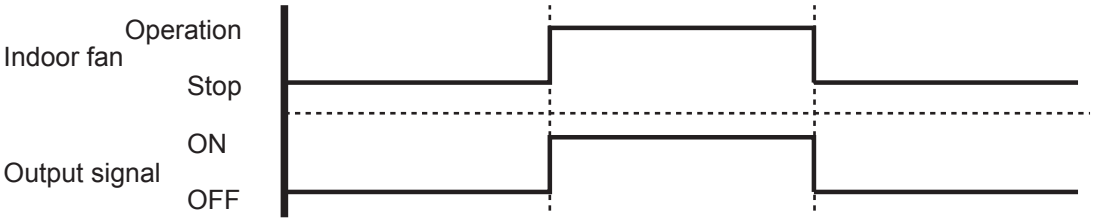

● Parts (Optional)

	Compact Cassette	Slim Duct	Wall Mounted	Floor
Parts name	Fresh air intake kit	External control set	—	—
Model name	UTZ-VXAA *1	UTD-ECS5A	—	—

Note

*1: Please prepare External control set (UTD-ESC5A) when using it excluding Fresh air intake kit (UTZ-VXAA).

MULTI TYPE
2, 3, 4 ROOMS TYPE

■ AUXILIARY HEATER OUTPUT

	Compact Cassette	Slim Duct	Wall Mounted	Floor
Connector	-	CN10	—	—

A signal is outputed from Connector when indoor fan and compressor turn on under heating operation.

*Signal output performance specifications are as shown on the right

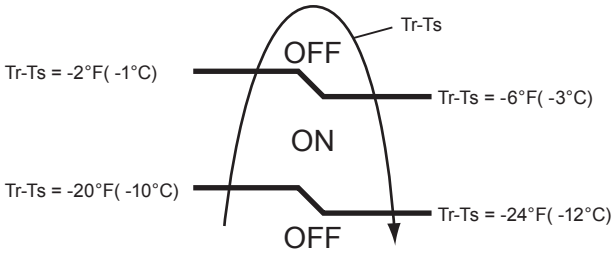

Ex. When Set Temperature(Ts) is 72°F(22°C)

- and Room Temperature(Tr) increase above 52°F(12°C), signal output is on.
- and Room Temperature(Tr) increase above70°F(21°C), signal output is off.
- and Room Temperature(Tr) decrease below 66°F(19°C), signal output is on.
- and Room Temperature(Tr) decrease below 48°F(10°C), signal output is off.

● Fan delay setting (JM3)

This is used to continue indoor unit fan operation for 1 minute after thermo OFF in heating mode.
1 minute delay control set by cutting jumper wire on PCB.

● Circuit diagram example

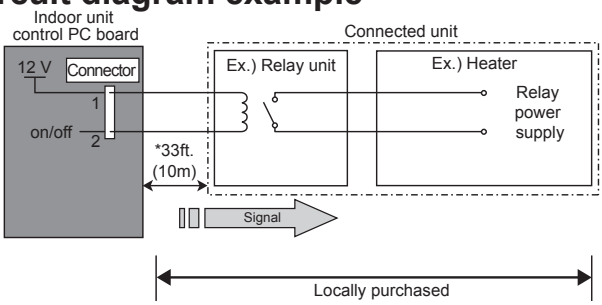

Relay spec.:
Rated 12V DC, 50mA to less.

* Make the distance from the PC board to the connected unit within 33ft. (10m).

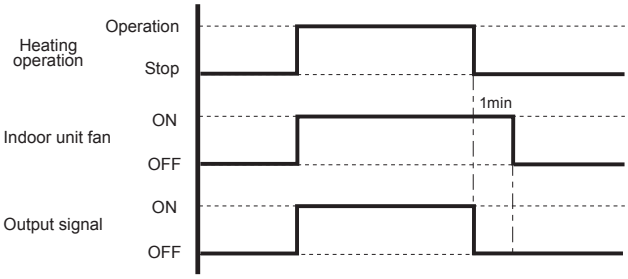

CAUTION
Please locate a external heater between the indoor unit and the outlet. Please be sure to use delay control of a fan.

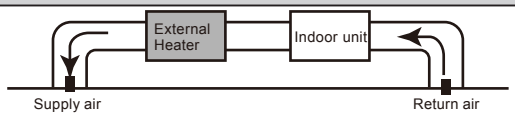

● Parts (Optional)

	Compact Cassette	Slim Duct	Wall Mounted	Floor
Parts name	—	External control set	—	—
Model name	—	UTD-ECS5A	—	—

MULTI TYPE
2, 3, 4 ROOMS TYPE

■ ERROR STATUS OUTPUT

	Compact Cassette	Slim Duct	Wall Mounted				Floor
			ASU7RLF ASU9RLF ASU12RLF	ASU9RLS2 ASU12RLS2 ASU15RLS2	ASU7RLF1 ASU9RLF1 ASU12RLF1	ASU18RLF ASU24RLF	AGU9RLF AGU12RLF AGU15RLF
Connector	—	—	—	CNB02		—	CN21

An air conditioner error status signal can be output.

● Circuit diagram example

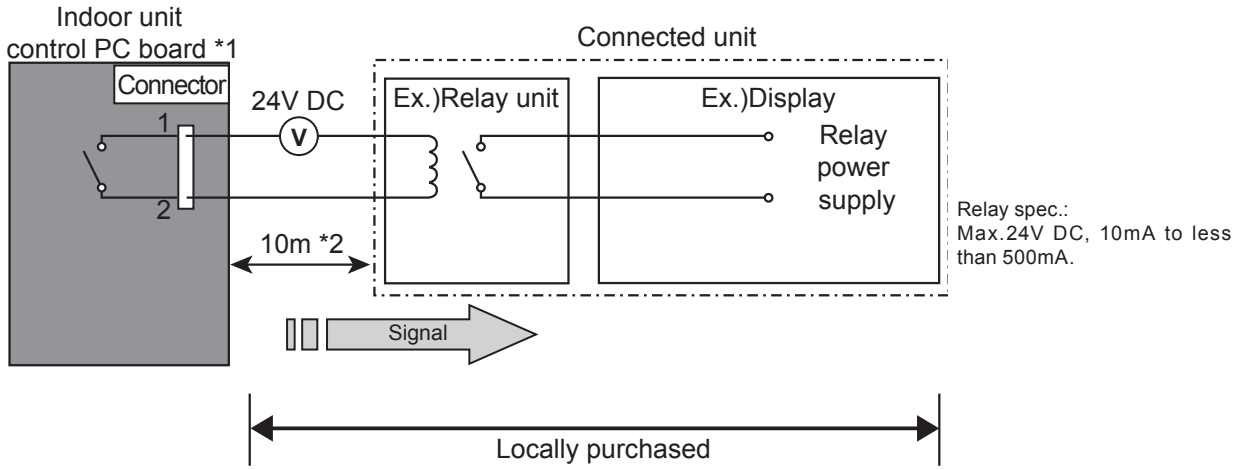

*1 PC board of Communication kit is used for Wall mounted (ASU9RLS2, ASU12RLS2, ASU15RLS2, ASU7RLF1, ASU9RLF1, ASU12RLF1) type.

*2 Make the distance from the PC board to the connected unit within 10m.

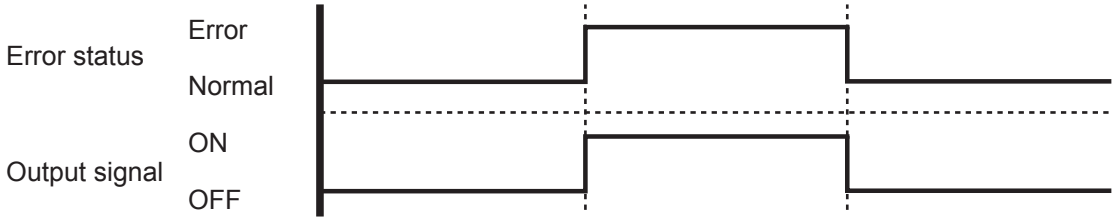

● Parts (Optional)

	Compact Cassette	Slim Duct	Wall Mounted				Floor
			ASU7RLF ASU9RLF ASU12RLF	ASU9RLS2 ASU12RLS2 ASU15RLS2	ASU7RLF1 ASU9RLF1 ASU12RLF1	ASU18RLF ASU24RLF	AGU9RLF AGU12RLF AGU15RLF
Parts name	—	—	—	External connect kit		—	External connect kit
Model name	—	—	—	UTY-XWZXZ5		—	UTY-XWZXZ5

	Compact Cassette	Slim Duct	Wall Mounted				Floor
			ASU7RLF ASU9RLF ASU12RLF	ASU9RLS2 ASU12RLS2 ASU15RLS2	ASU7RLF1 ASU9RLF1 ASU12RLF1	ASU18RLF ASU24RLF	AGU9RLF AGU12RLF AGU15RLF
Parts name	—	—	—	Communication kit		—	—
Model name	—	—	—	UTY-TWBXF	UTY-XCBXZ2	—	—

*For operating the EXTERNAL OUTPUT function, the wall mounted type (ASU9RLS2, ASU12RLS2, ASU15RLS2, ASU7RLF1, ASU9RLF1, ASU12RLF1) requires the communication kit (UTY-TWBXF/UTY-XCBXZ2) in addition to the wire (UTY-XWZXZ5).

13. FUNCTION SETTINGS

13-1. INDOOR UNIT (setting by jumper wire)

Note: This function is Slim Duct type only.

■ SWITCH POSITION

● **Slim Duct type**

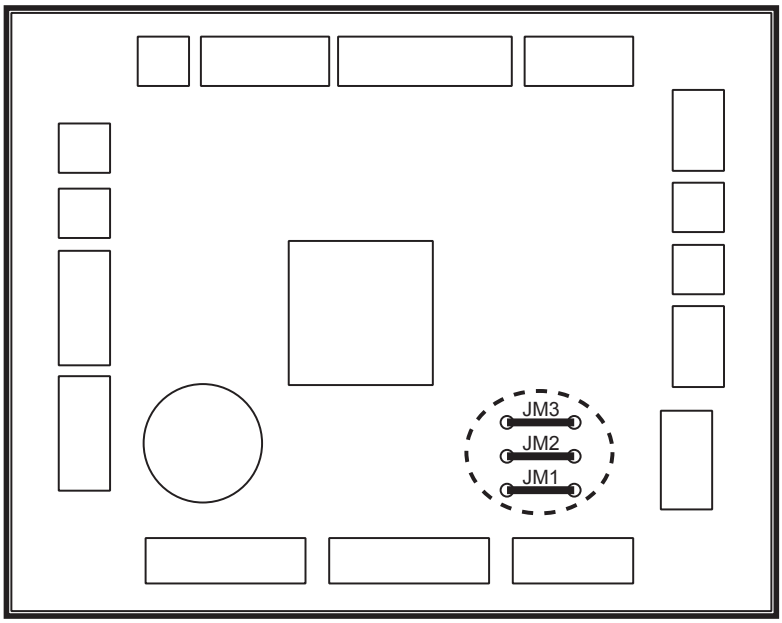

■ JUMPER WIRE SETTING

● **Drainage function setting (JM1)**

(◆...Factory setting)

	JM1	Drainage function
◆	Connect	Valid
	Disconnect	Invalid

● **Auto louver grille setting (JM2)**

When Auto louver grille kit (optional parts) is attached, set the Auto louver grille setting to "Valid".

(◆...Factory setting)

	JM2	Auto louver grille setting
◆	Connect	Invalid
	Disconnect	Valid

● **Fan delay setting (JM3)**

(◆...Factory setting)

	JM3	Fan delay
◆	Connect	Invalid
	Disconnect	Valid

MULTI TYPE
2, 3, 4 ROOMS TYPE

13-2. INDOOR UNIT (setting by wireless remote controller)

- The function settings of the control of the indoor unit can be changed by this procedure according to the installation conditions. Incorrect settings can cause the indoor unit malfunction.
- After the power is turned on, perform the “FUNCTION SETTING” according to the installation conditions using the remote controller.
- The settings may be selected between the following two: Function Number or Setting Number.
- Settings will not be changed if invalid numbers or setting numbers are selected.

■ PREPARATION

(1) Turn on the power to the Outdoor unit.

∗ By turning on the power indoor units, so make sure the piping air-tight test and vacuuming have been conducted before turning on the power.

∗ Also check again to make sure no wiring mistakes were made before turning on the power.



MULTI TYPE
2, 3, 4 ROOMS TYPE

13-2-1. UTY-LNHUM/AR-RAH1U

■ SWITCHING SELECTION OF FUNCTION SETTING MODE

(2) Press and hold the “FAN” and the “ SET TEMP. ▲ ” buttons. While holding these 2 buttons, press the "RESET" button.

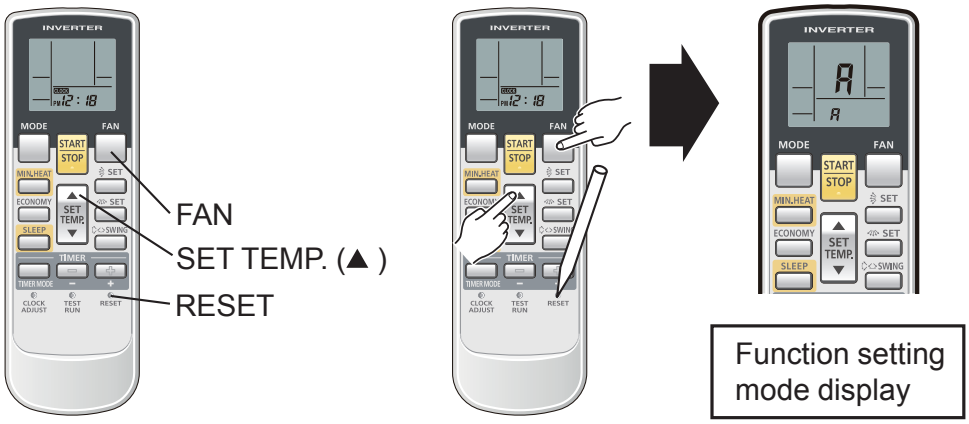

■ SELECTION AND CONFIRMATION OF CUSTOM CODE

(3) Press the “ SET TEMP. ▲ ” or “ SET TEMP. ▼ ” buttons to select the custom code that matches the setting with the indoor unit.By selecting the appropriate custom code, the communication between the indoor unit and the wireless RC become possible.

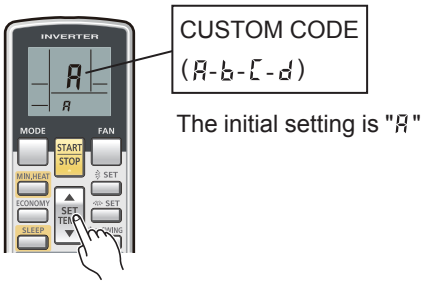

(4) Press the “TIMER MODE" button to send the code to the indoor unit.

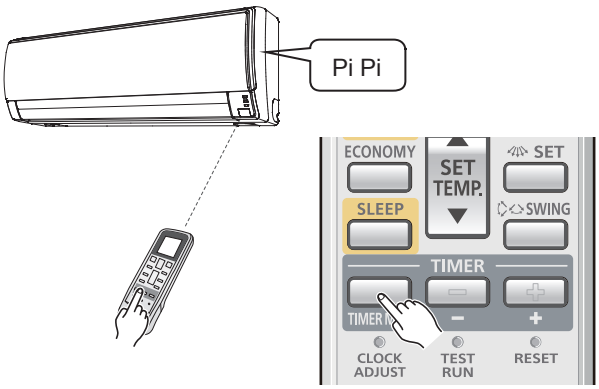

MULTI TYPE
2, 3, 4 ROOMS TYPE

■ BUTTON NAME AND FUNCTION

- During address setting mode, indoor unit reject the any operation command from remote controller.

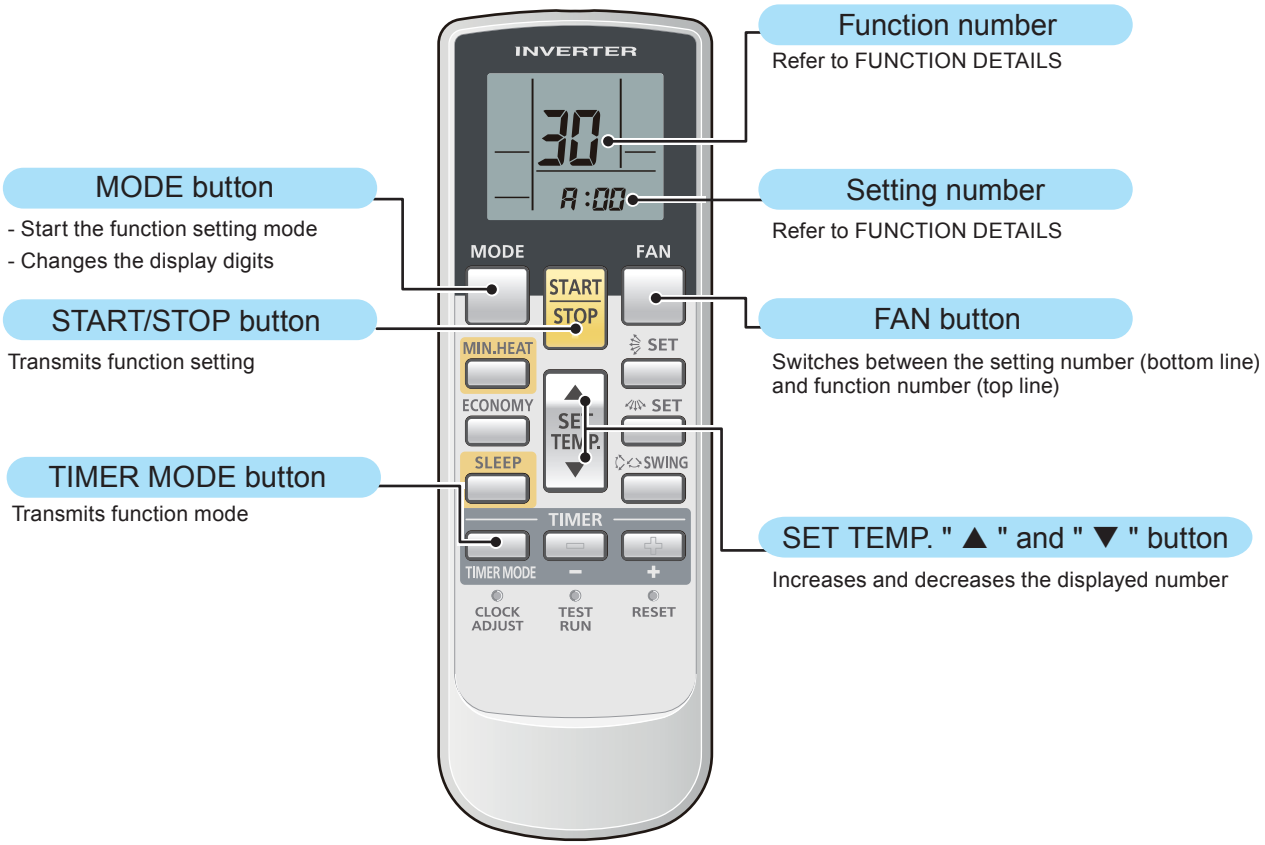

MULTI TYPE
2, 3, 4 ROOMS TYPE

■ FUNCTION SETTING

(5) Press the “MODE” button to access the function setting mode.

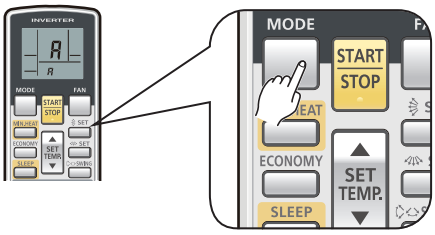

(6) Press the “ ▲ ” or the “ ▼ ” buttons to select the function number.
Each time the “MODE” button is pressed, it switches between the one's place and the ten's place positions.

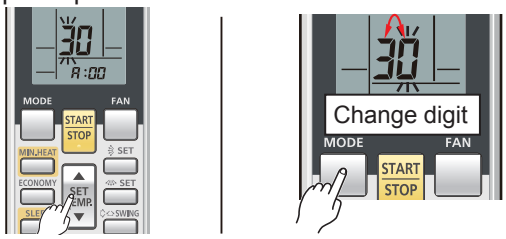

(7) Press the FAN button to proceed to setting the number. (Press the FAN button again to return to the function number selection.)

(8) Press the “ ▲ ” or the “ ▼ ” buttons to select the setting number.
Each time the “MODE” button is pressed, it switches between the one's place and the ten's place positions.

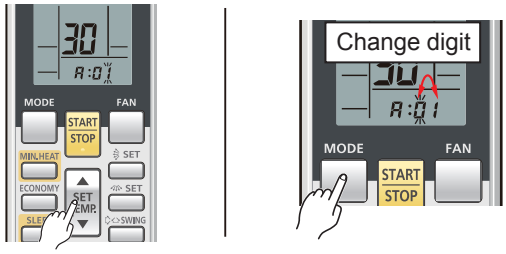

(9) Press the “TIME MODE” button once to send the function mode information.

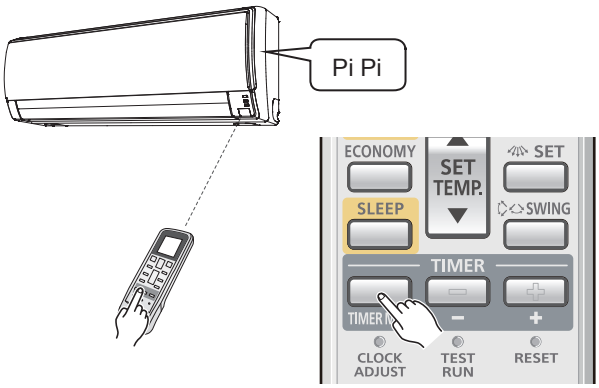

(10) Press the “START/STOP” button once to send the function setting information.
A beeping noise will be heard if the command is accepted.

*Wrong code: No Response

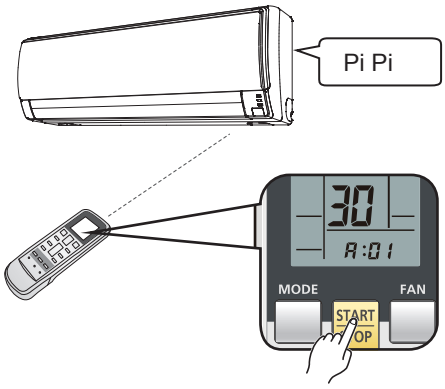

Note: Please push "START/STOP" button within 30 seconds after pushing "TIME MODE" button.

■ FUNCTION DETAILS

Refer to 13-5. FUNCTION DETAILS

MULTI TYPE
2, 3, 4 ROOMS TYPE

■ COMPLETION OF FUNCTION SETTING MODE

(11) Press the “RESET” button.

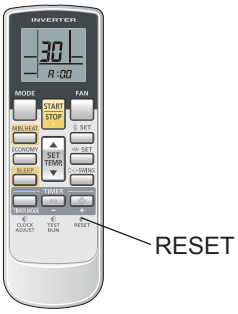

After pressing the RESET button, please set the custom code again if b,c,d setting.

■ SETTING UP EACH INDOOR UNIT

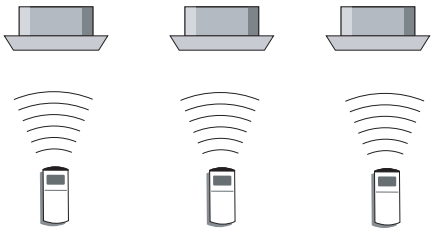

● ● ●

Repeat steps (1) through to (11). Steps (1) through to (4) and (11) only need to carried out if the custom code is different to the factory setting of “A”.

■ RESET THE POWER AFTER SETTING UP FUNCTION OF ALL INDOOR UNITS

Important

- If the reset is not performed, function can not be read in normally.
- After all the functions have been set, the circuit breaker needs to be switched off for at least 2 minutes.
  After the 2 minutes has passed, power can be restored.
- The set fuction is stored in the PCB and will remain in memory even when the power is turned off.
  However setting function is effective after power reset.
  Record the function set in the indoor unit on a label, etc., and affix the label to the unit so it can be used for after-sales service operations.

∗ Once the "RESET" button is pressed on the remote controller, the OPERATION MODE will be set in the "AUTO MODE".
Please adjust the OPERATION MODE to either "COOLING" or "HEATING" before trying to operate the air conditioner.

∗ Note : If custom code is set to anything other than "A" ,the remote control must be set accordingly to the INDOOR UNIT setting.

MULTI TYPE
2, 3, 4 ROOMS TYPE

■ REMOTE CONTROLLER CUSTOM CODE SETTING

In function setting, please change to the setting that custom code setting of Wireless remote controller is the same as indoor unit according to the following content when you change custom code setting of indoor unit.

1.Press the START/STOP button until only the clock is displayed on the remote controller display. 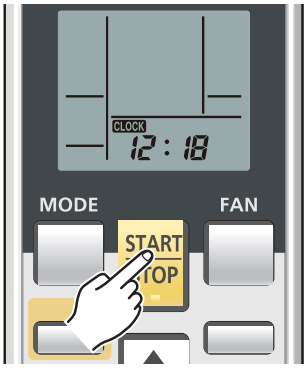	2.Press the MODE button for at least five seconds to display the current custom code (initially set to A). 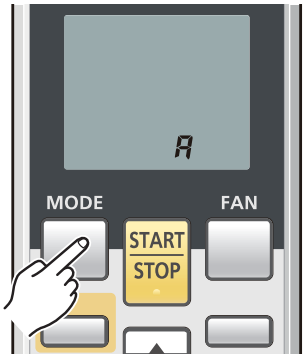
3.Press the SET TEMP. “ ▲ ” or the “ ▼ ” button to change the custom code between A→B→C →D.	4.Press the MODE button again to return to the clock display. The custom code will be changed. 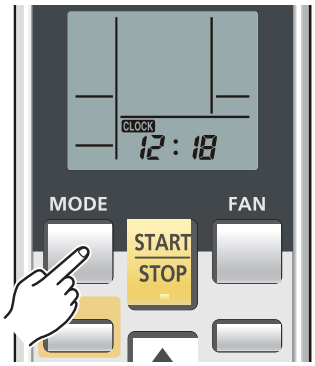

- If no buttons are pressed within 30 seconds after the custom code is displayed, the system returns to the original clock display. In this case, start again from step 1.
- The air conditioner custom code is set to A prior to shipment.
- The remote controller resets to custom code A when the batteries in the remote controller are replaced. If you use a custom code other than custom code A, reset the custom code after replacing the batteries. If you do not know the air conditioner custom code setting, try each of the custom codes (A→B→C→D) until you find the code which operates the air conditioner.

MULTI TYPE
2, 3, 4 ROOMS TYPE

13-2-2. AR-RED1U

■ SWITCHING SELECTION OF FUNCTION SETTING MODE

(2) Press and hold the "POWERFUL" and "SET TEMP. ∧" buttons. While holding these 2 buttons, press the "RESET" button.

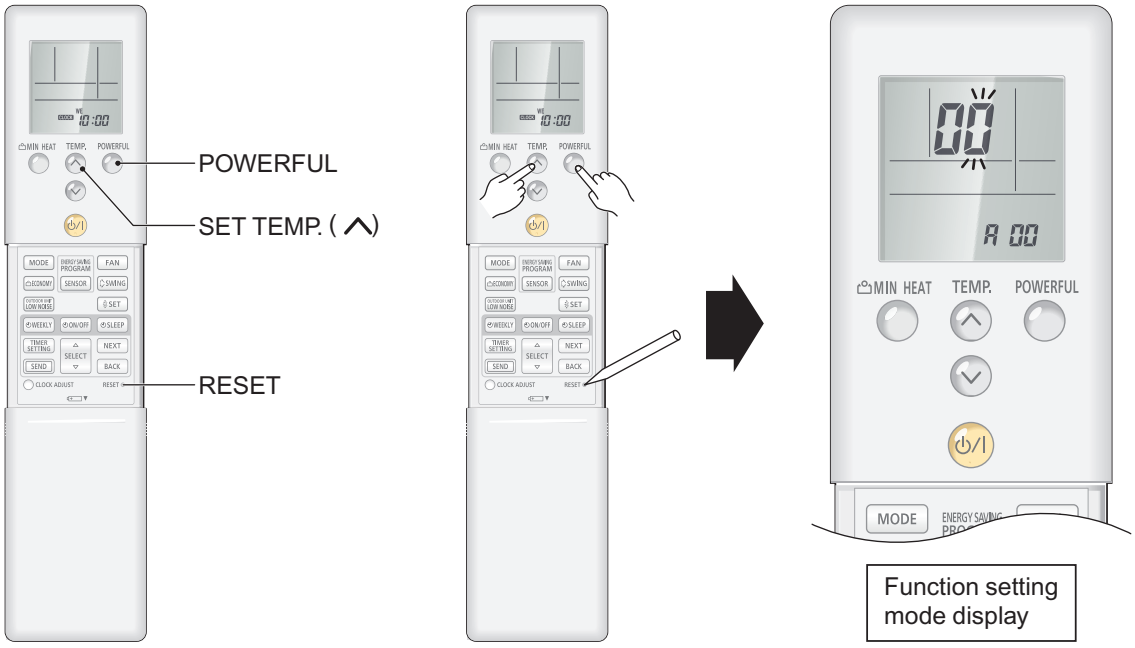

MULTI TYPE
2, 3, 4 ROOMS TYPE

■ BUTTON NAME AND FUNCTION

- During function setting mode, indoor unit reject the any operation command from remote controller.

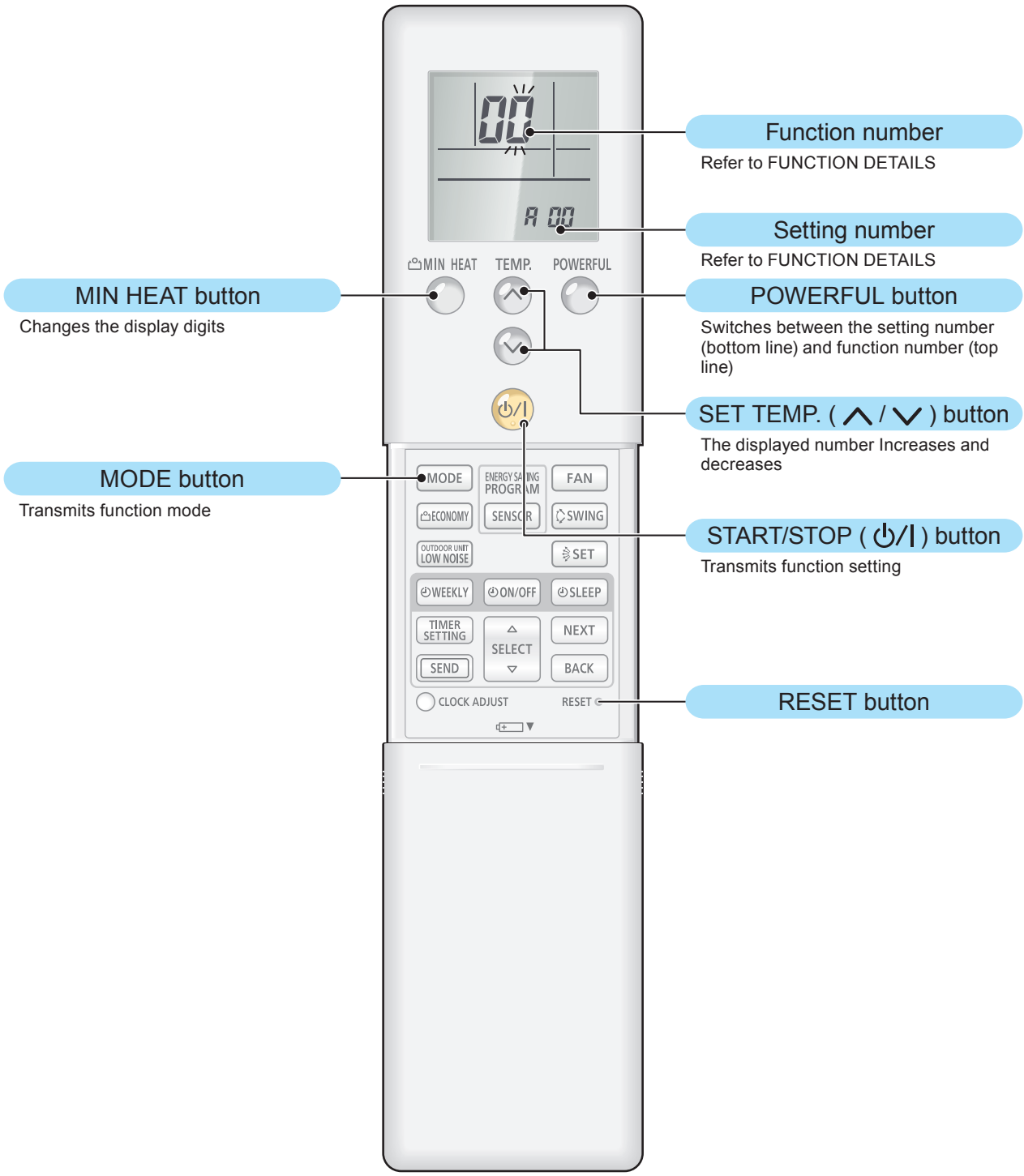

MULTI TYPE
2, 3, 4 ROOMS TYPE

■ FUNCTION SETTING

(3) Press the " ∧ " or the " ∨ " buttons to select the function number.
Each time the "MIN HEAT" button is pressed, it switches between the one's place and the ten's place positions.

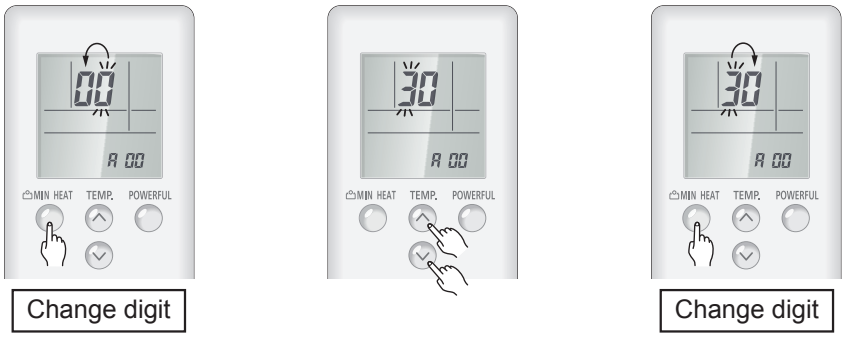

(4) Press the "POWERFUL" button to proceed to the setting number.
(Press the "POWERFUL" button again to return to the function number selection.)



(5) Press the " ∧ " or the " ∨ " buttons to select the setting number.
Each time the "MIN HEAT" button is pressed, it switches between the one's place and the ten's place positions.

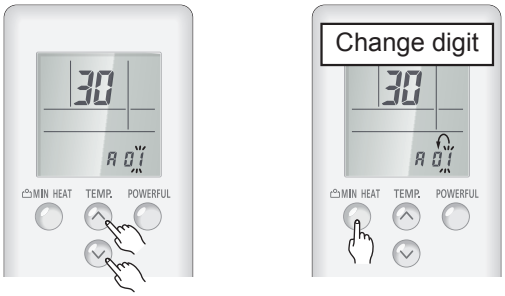

(6) Press the "MODE" button once to send the function mode information.

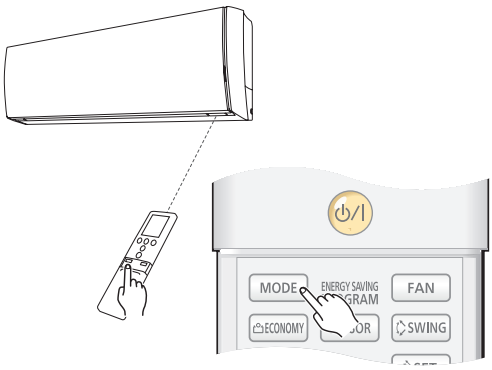

(7) Press the " ⏻ / I " button once to send the function setting information.
A beeping noise will be heard if the command is accepted.
*Wrong code: No response

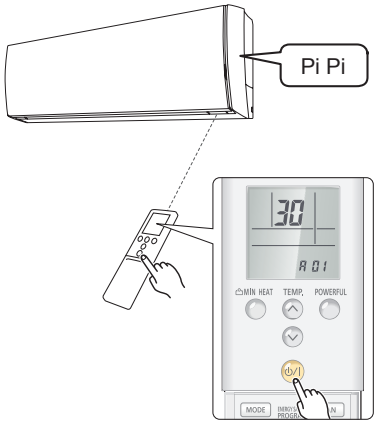

Note: Please push " ⏻ / I " button within 30 seconds after pushing "MODE" button.

■ FUNCTION DETAILS

Refer to 13-5. FUNCTION DETAILS

MULTI TYPE
2, 3, 4 ROOMS TYPE

■ COMPLETION OF FUNCTION SETTING MODE

(8) Press the "RESET" button.

■ SETTING UP EACH INDOOR UNIT

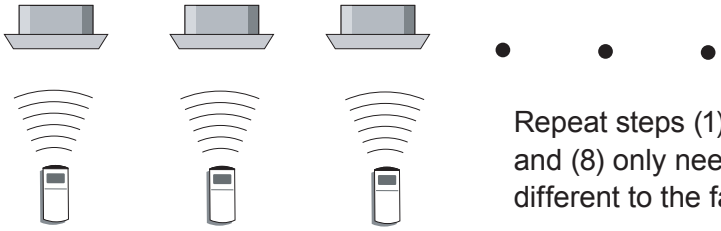

Repeat steps (1) through to (8). Steps (1) through to (2) and (8) only need to carried out if the custom code is different to the factory setting of “A”.

■ RESET THE POWER AFTER SETTING UP FUNCTION OF ALL INDOOR UNITS

Important

- If the reset is not performed, function can not be read in normally.
- After all the functions have been set, the circuit breaker needs to be switched off for at least 2 minutes.
  After the 2 minutes has passed, power can be restored.
- The set fuction is stored in the PCB and will remain in memory even when the power is turned off.
  However setting function is effective after power reset.
  Record the function set in the indoor unit on a label, etc., and affix the label to the unit so it can be used for after-sales service operations.

∗ Once the "RESET" button is pressed on the remote controller, the OPERATION MODE will be set in the "AUTO MODE".
Please adjust the OPERATION MODE to either "COOLING" or "HEATING" before trying to operate the air conditioner.

∗ Note : If CUSTOM CODE is set to anything other than "A" ,the remote control must be set accordingly to the INDOOR UNIT setting.

MULTI TYPE
2, 3, 4 ROOMS TYPE

■ REMOTE CONTROLLER CUSTOM CODE SETTING

In function setting, please change to the setting that custom code setting of Wireless remote controller is the same as indoor unit according to the following content when you change custom code setting of indoor unit.

1. Press the START/STOP " ⏻/I " button until only the clock is displayed on the remote controller display.

2. Press the MODE button for at least 5 seconds to display the current custom code (initially set to A).

3. Press the SET TEMP. " ∧ " or the " ∨ " button to change the custom code between A→B→C →D.

4. Press the MODE button again to return to the clock display. The custom code will be changed.

- If no buttons are pressed within 30 seconds after the custom code is displayed, the system returns to the original clock display. In this case, start again from step 1.
- The air conditioner custom code is set to A prior to shipment.
- If you do not know the air conditioner custom code setting, try each of the custom codes (A→B→C→D) until you find the code which operates the air conditioner.

■ REMOTE CONTROLLER TEMPERATURE UNIT

To change the temperature unit:

(1) Press the TEMP. (Up) button (∧) for at least 5 seconds to display the current temperature unit. (Factory setting: °F)

(2) Press the TEMP. buttons (∧ / ∨) to switch the temperature unit. (°F ↔ °C)

(3) With either of pressing the START/STOP button or no additional button operation for 30 seconds in step 2., the temperature unit currently selected will be set.

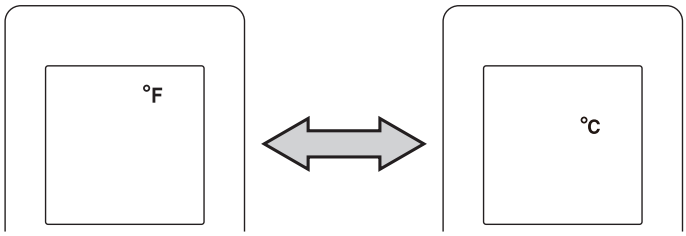

MULTI TYPE
2, 3, 4 ROOMS TYPE

13-2-3. AR-REG1U

■ SWITCHING SELECTION OF FUNCTION SETTING MODE

(2) Press and hold the "POWERFUL" and "SET TEMP. ∧" buttons. While holding these 2 buttons, press the "RESET" button.

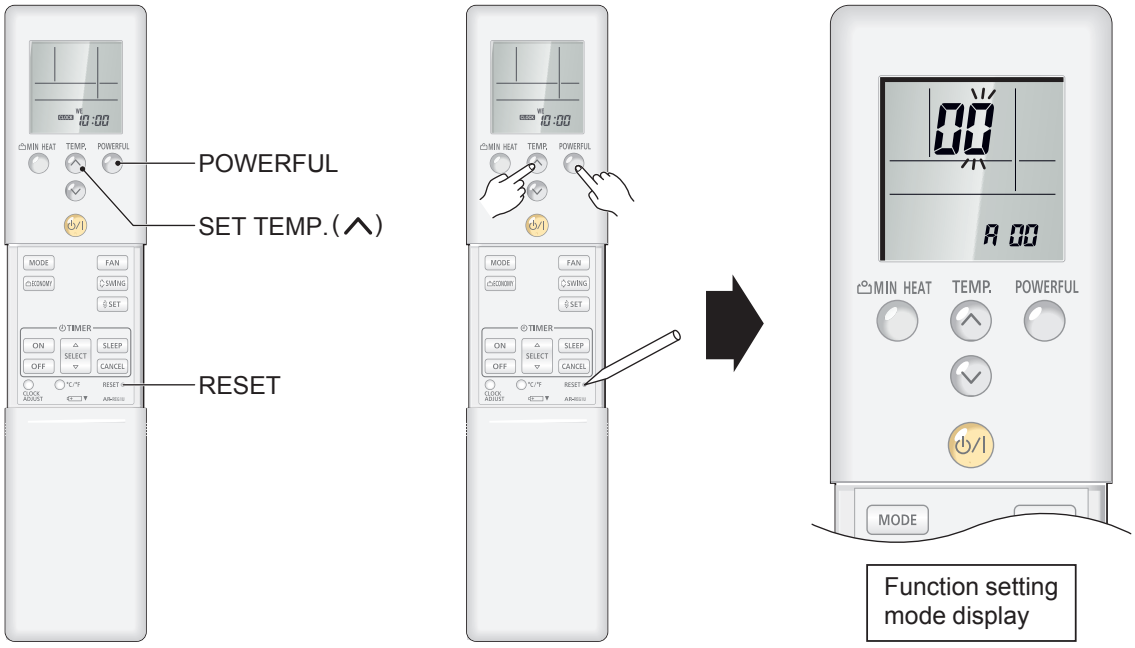

MULTI TYPE
2, 3, 4 ROOMS TYPE

■ BUTTON NAME AND FUNCTION

- During function setting mode, indoor unit reject the any operation command from remote controller.

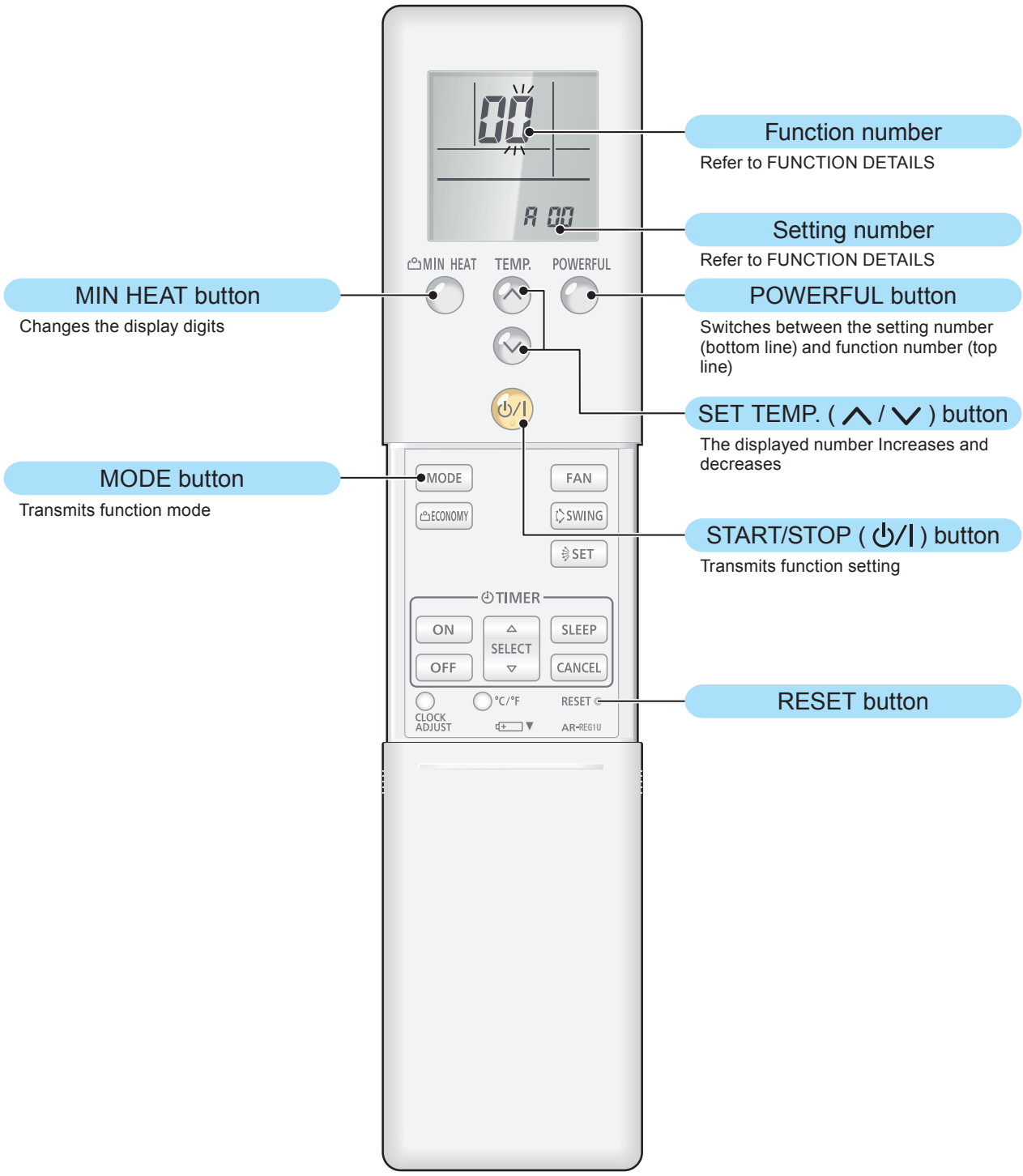

MULTI TYPE
2, 3, 4 ROOMS TYPE

■ FUNCTION SETTING

(3) Press the " ∧ " or the " ∨ " buttons to select the function number.
Each time the "MIN HEAT" button is pressed, it switches between the one's place and the ten's place positions.

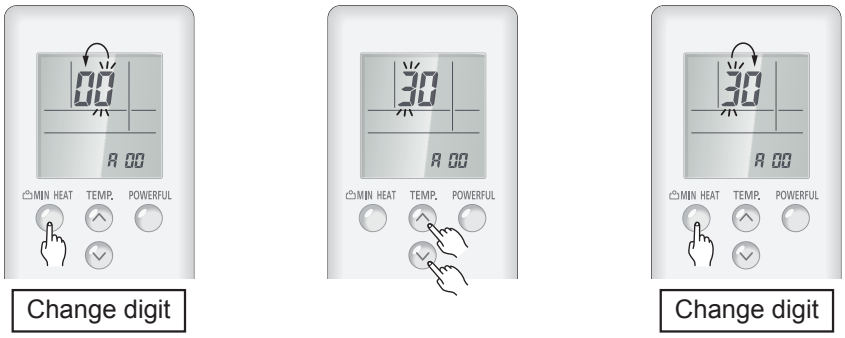

(4) Press the "POWERFUL" button to proceed to the setting number.
(Press the "POWERFUL" button again to return to the function number selection.)



(5) Press the " ∧ " or the " ∨ " buttons to select the setting number.
Each time the "MIN HEAT" button is pressed, it switches between the one's place and the ten's place positions.

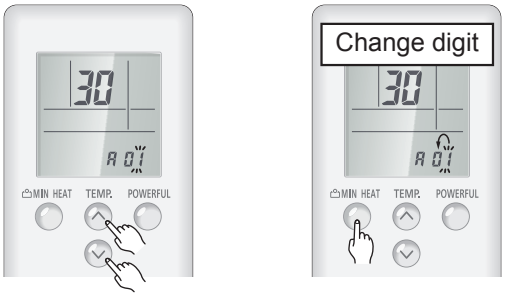

(6) Press the "MODE" button once to send the function mode information.

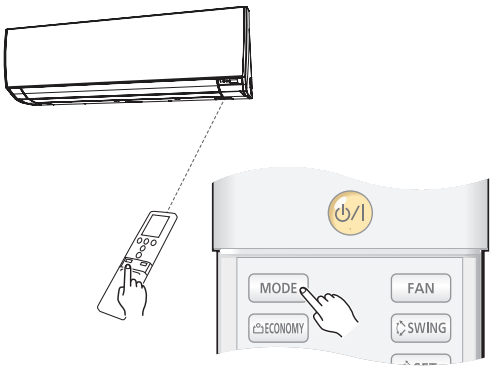

(7) Press the " ⏻ / I " button once to send the function setting information.
A beeping noise will be heard if the command is accepted.
*Wrong code: No response

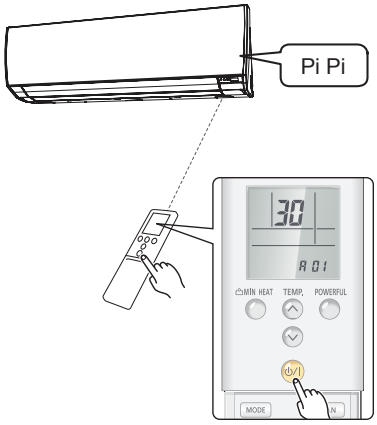

Note: Please push " ⏻ / I " button within 30 seconds after pushing "MODE" button.

■ FUNCTION DETAILS

Refer to 13-5. FUNCTION DETAILS

MULTI TYPE
2, 3, 4 ROOMS TYPE

■ COMPLETION OF FUNCTION SETTING MODE

(8) Press the "RESET" button.

■ SETTING UP EACH INDOOR UNIT

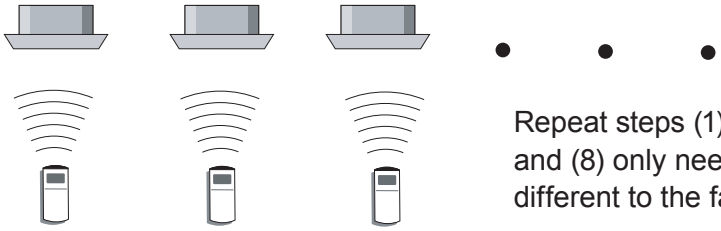

Repeat steps (1) through to (8). Steps (1) through to (2) and (8) only need to carried out if the custom code is different to the factory setting of “A”.

■ RESET THE POWER AFTER SETTING UP FUNCTION OF ALL INDOOR UNITS

Important

- If the reset is not performed, function can not be read in normally.
- After all the functions have been set, the circuit breaker needs to be switched off for at least 2 minutes.
  After the 2 minutes has passed, power can be restored.
- The set fuction is stored in the PCB and will remain in memory even when the power is turned off.
  However setting function is effective after power reset.
  Record the function set in the indoor unit on a label, etc., and affix the label to the unit so it can be used for after-sales service operations.

∗ Once the "RESET" button is pressed on the remote controller, the OPERATION MODE will be set in the "AUTO MODE".
Please adjust the OPERATION MODE to either "COOLING" or "HEATING" before trying to operate the air conditioner.

∗ Note : If CUSTOM CODE is set to anything other than "A" ,the remote control must be set accordingly to the INDOOR UNIT setting.

MULTI TYPE
2, 3, 4 ROOMS TYPE

■ REMOTE CONTROLLER CUSTOM CODE SETTING

In function setting, please change to the setting that custom code setting of Wireless remote controller is the same as indoor unit according to the following content when you change custom code setting of indoor unit.

1. Press the START/STOP " ⏻/I " button until only the clock is displayed on the remote controller display.	2. Press the "MODE" button for at least 5 seconds to display the current custom code (initially set to A).
3. Press the SET TEMP. " ∧ " or the " ∨ " button to change the custom code between A→b→c →d.	4. Press the "MODE" button again to return to the clock display. The custom code will be changed.

- If no buttons are pressed within 30 seconds after the custom code is displayed, the system returns to the original clock display. In this case, start again from step 1.
- The air conditioner custom code is set to A prior to shipment.
- If you do not know the air conditioner custom code setting, try each of the custom codes ("A→b→c →d") until you find the code which operates the air conditioner.

■ REMOTE CONTROLLER TEMPERATURE UNIT

To change the temperature unit:

• Press the "°C / °F" switching button to select the preferred temperature unit. (Factory setting is °F.)

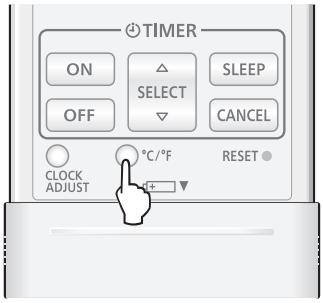

MULTI TYPE
2, 3, 4 ROOMS TYPE

13-3. INDOOR UNIT (setting by wired remote controller)

- The function settings of the control of the indoor unit can be changed by this procedure according to the installation conditions. Incorrect settings can cause the indoor unit malfunction.
- After the power is turned on, perform the “FUNCTION SETTING” according to the installation conditions using the remote controller.
- The settings may be selected between the following two: Function Number or Setting Number.
- Settings will not be changed if invalid numbers or setting numbers are selected.
- This function cannot be used on the secondary units.

■ PREPARATION

(1) Turn on the power to the Outdoor unit.

- By turning on the power indoor units, so make sure the piping air-tight test and vacuuming have been conducted before turning on the power.
- Also check again to make sure no wiring mistakes were made before turning on the power.



MULTI TYPE
2, 3, 4 ROOMS TYPE

13-3-1. UTY-RNNUM

■ SWITCHING SELECTION OF FUNCTION SETTING MODE

(2) To activate the function setting mode, hold down the three buttons of SET TEMP. V, SET TEMP. Λ and FAN at the same time for 5 seconds or longer.

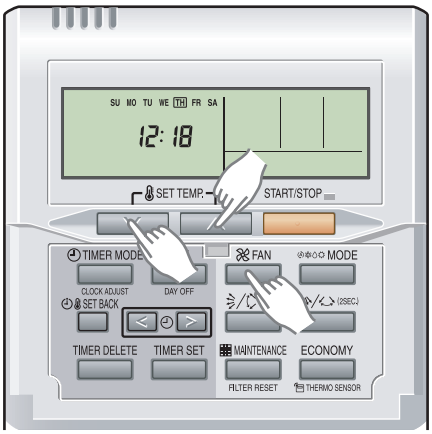

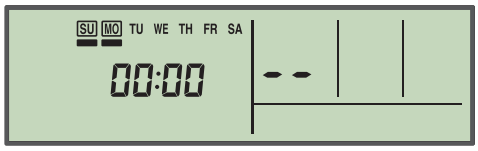

Function setting mode initial display

■ BUTTON NAME AND FUNCTION

- During address setting mode, indoor unit reject the any operation command from remote controller.

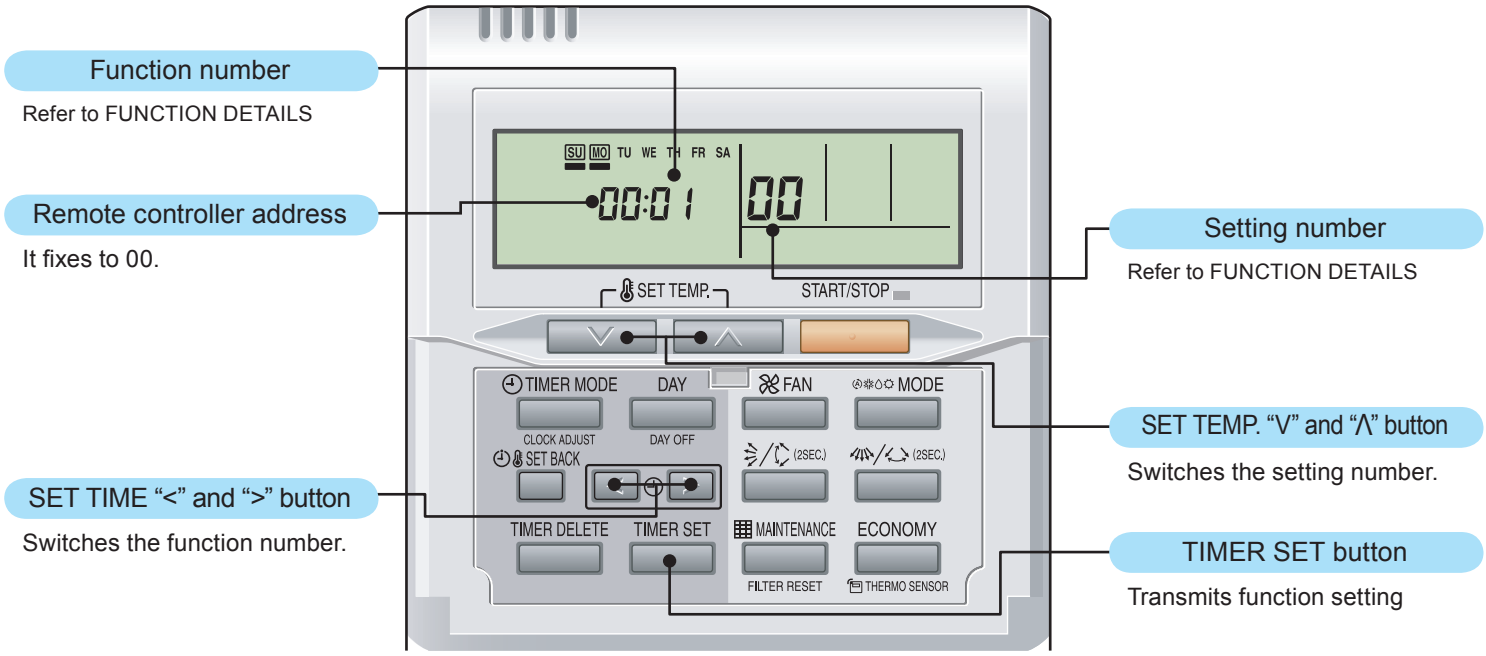

MULTI TYPE
2, 3, 4 ROOMS TYPE

■ FUNCTION SETTING

(3) Pressing the SET TIME < button or the SET TIME > button, to select the function number.

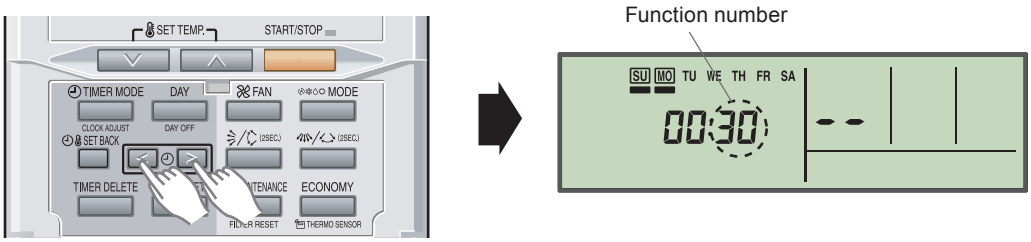

(4) Pressing the SET TEMP. V button or the SET TEMP. Λ button, to select the setting number. The display flashes during setting number selection.

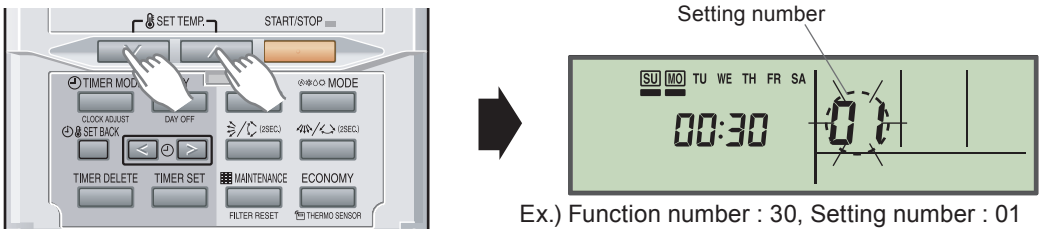

Ex.) Function number : 30, Setting number : 01

(5) Pressing the TIMER SET button, confirm the setting.
(The data will be transferred to the indoor unit.)

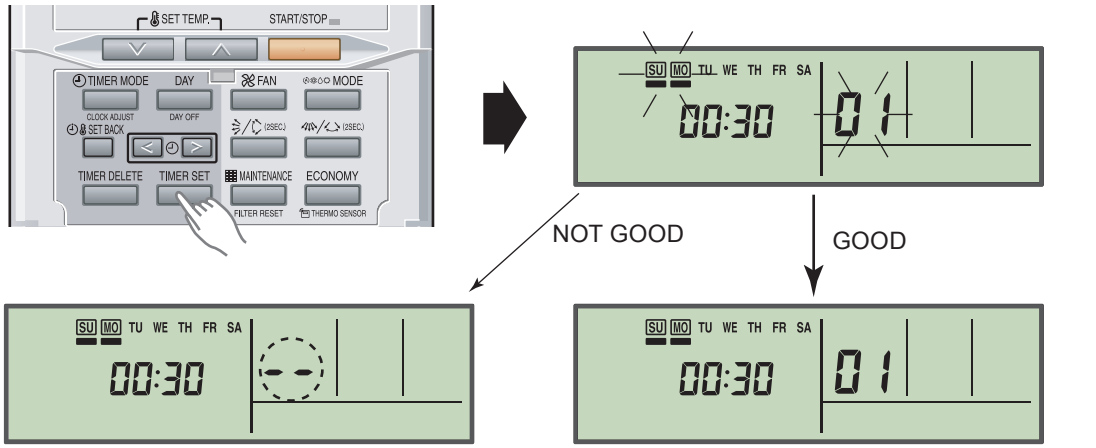

- When the data was not set up on the indoor unit (-- is displayed.)
- Set up the data again according to the procedure in step (5), (6) above.

When the data was normally set up on the indoor unit
(Flashing display changes to illuminated display.)

■ FUNCTION DETAILS

Refer to 13-5. FUNCTION DETAILS

MULTI TYPE
2, 3, 4 ROOMS TYPE

■ COMPLETION OF FUNCTION SETTING MODE

(6) To clear the function setting mode and return to the regular display, hold down the three buttons of SET TEMP. V, SET TEMP. Λ and FAN at the same time.

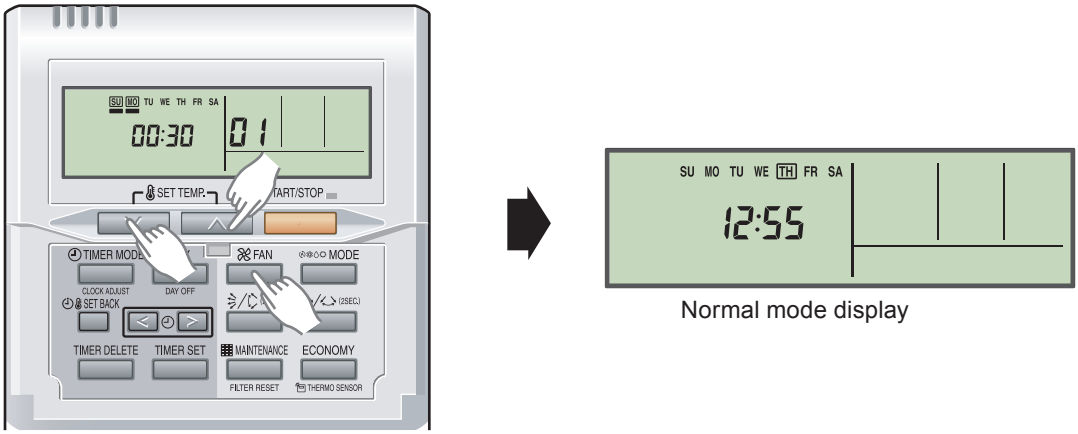

Normal mode display

*If no key entry is made for 60 seconds, even though none of the above buttons is pressed, the function setting mode will automatically be cleared.
(If the function setting mode is automatically cleared while setting addresses, activate the mode again according to the procedure in step (2) above.)

■ SETTING UP EACH INDOOR UNIT

Repeat the procedures in steps (1) through (6), and set up the indoor units requiring function setting.

■ RESET THE POWER AFTER SETTING UP FUNCTION OF ALL INDOOR UNITS

Important

- **If the reset is not performed, function can not be read in normally.**
- **After all the functions have been set, the circuit breaker needs to be switched off for at least 2 minutes.**
  After the 2 minutes has passed, power can be restored.
- **The set function is stored in the PCB and will remain in memory even when the power is turned off.**
  However setting function is effective after power reset.
  Record the function set in the indoor unit on a label, etc., and affix the label to the unit so it can be used for after-sales service operations.

MULTI TYPE
2, 3, 4 ROOMS TYPE

13-4. INDOOR UNIT (setting by simple remote controller)

- The function settings of the control of the indoor unit can be changed by this procedure according to the installation conditions. Incorrect settings can cause the indoor unit malfunction.
- After the power is turned on, perform the “FUNCTION SETTING” according to the installation conditions using the remote controller.
- The settings may be selected between the following two: Function Number or Setting Number.
- Settings will not be changed if invalid numbers or setting numbers are selected.
- This function cannot be used on the secondary units.

■ PREPARATION

(1) Turn on the power to the Outdoor unit.

- By turning on the power indoor units, so make sure the piping air-tight test and vacuuming have been conducted before turning on the power.
- Also check again to make sure no wiring mistakes were made before turning on the power.



MULTI TYPE
2, 3, 4 ROOMS TYPE

■ SWITCHING SELECTION OF FUNCTION SETTING MODE

(2) To activate the function setting mode, hold down the three buttons of SET TEMP. ▼, SET TEMP. ▲ and FAN at the same time for 5 seconds or longer.

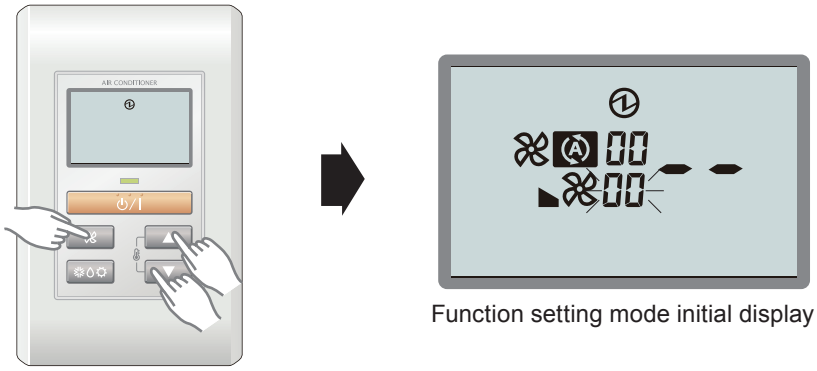

Function setting mode initial display

■ BUTTON NAME AND FUNCTION

- During function setting mode, indoor unit reject the any operation command from remote controller.

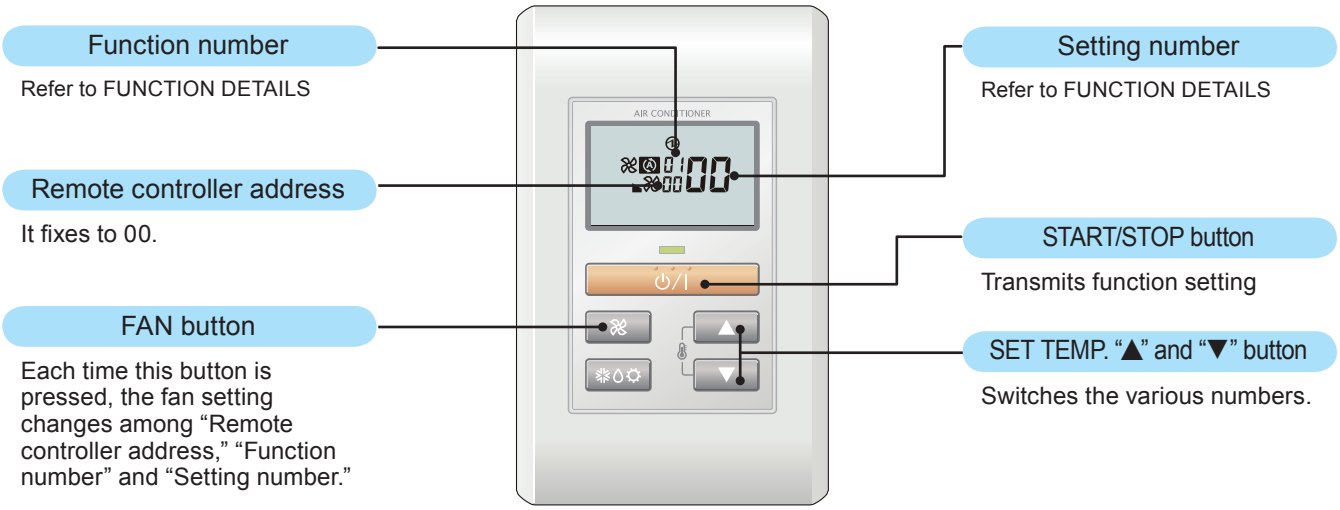

MULTI TYPE
2, 3, 4 ROOMS TYPE

■ FUNCTION SETTING

(3) Press the FAN button so that the “Function number” display flashes. Then, press either the SET TEMP. ▲ button or the SET TEMP. ▼ button to set up the function number.



(4) Press the FAN button so that the “Setting number” display flashes. Then, press either the SET TEMP. ▲ button or the SET TEMP. ▼ button to set up the setting number.

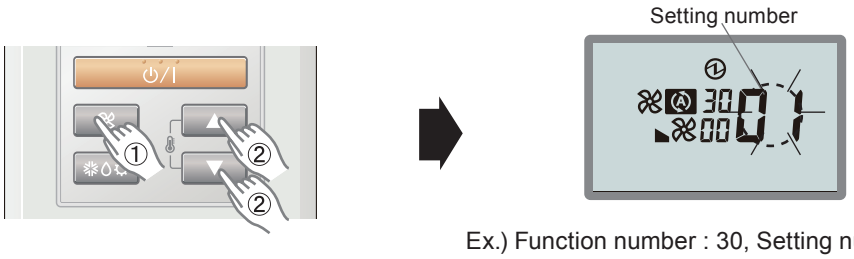

Ex.) Function number : 30, Setting number : 01

(5) Pressing the START/STOP button, confirm the setting.
(The data will be transferred to the indoor unit.)

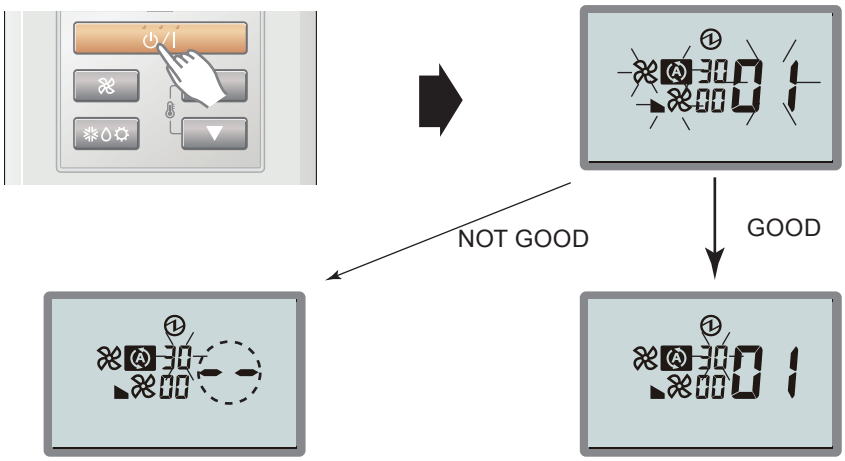

- When the data was not set up on the indoor unit (-- is displayed.)
- Set up the data again according to the procedure in step (3), (4) above.

When the data was normally set up on the indoor unit.

■ FUNCTION DETAILS

Refer to 13-5. FUNCTION DETAILS

MULTI TYPE
2, 3, 4 ROOMS TYPE

■ COMPLETION OF FUNCTION SETTING MODE

(6) Press the three buttons of SET TEMP. ▲, SET TEMP. ▼ and FAN at the same time for 5 seconds or longer. The function setting mode will be cleared and the regular display will be restored.

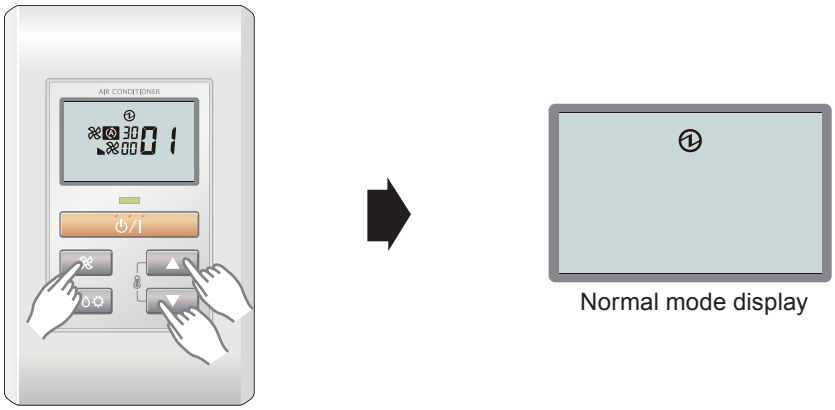

*If no key entry is made for 60 seconds, even though none of the above buttons is pressed, the function setting mode will automatically be cleared.
(If the function setting mode is automatically cleared while setting addresses, activate the mode again according to the procedure in step (2) above.)

■ SETTING UP EACH INDOOR UNIT

Repeat the procedures in steps (1) through (6), and set up the indoor units requiring function setting.

■ RESET THE POWER AFTER SETTING UP FUNCTION OF ALL INDOOR UNITS

Important

- **If the reset is not performed, function can not be read in normally.**
- **After all the functions have been set, the circuit breaker needs to be switched off for at least 2 minutes.**
  After the 2 minutes has passed, power can be restored.
- **The set function is stored in the PCB and will remain in memory even when the power is turned off.**
  However setting function is effective after power reset.
  Record the function set in the indoor unit on a label, etc., and affix the label to the unit so it can be used for after-sales service operations.

MULTI TYPE
2, 3, 4 ROOMS TYPE

13-5. FUNCTION DETAILS

	Functions	Compact cassette	Slim duct	Wall mounted	Floor
1)	Filter sign	●	●	●	●
2)	Ceiling height	●	-	-	-
3)	Outlet directions	●	-	-	-
4)	Vertical airflow direction range control	-	-	-	●
5)	Static pressure	-	●	-	●
6)	Room temperature control for indoor unit sensor	●	●	●	●
7)	Auto restart	●	●	●	●
8)	Room temperature sensor switching	●	●	●	●
9)	Remote controller custom code	●	●	●	●
10)	External input control	●	●	●	●
11)	Room temperature sensor switching (Aux.)	●	●	●	●
12)	Indoor unit fan control for energy saving for cooling	-	-	● (ASU**RLF1)	●
13)	Room temperature control for wired remote controller sensor	●	●	●*	●
14)	Heat Insulation condition (building insulation)	●	●	●*	●

*: Exclude ASU7RLF, ASU9RLF, ASU12RLF.

1) Filter sign

Select appropriate intervals for displaying the filter sign on the indoor unit according to the estimated amount of dust in the air of the room.
If the indication is not required, select "No indication" (03).

(◆... Factory setting)

Function number	Setting value	Setting description	
11	00	Standard	
	01	Long interval	
	02	Short interval	
	03	No indication	◆

Intervals will differ depending on the indoor unit type as follows.

Setting description	Comapact Cassette	Slim Duct	Wall Mounted	Floor
Standard	2,500 hours	400 hours		
Long interval	4,400 hours	1,000 hours		
Short interval	1,250 hours	200 hours		

2) Ceiling height

Select the setting values in the table below according to the height of the ceiling.

(◆... Factory setting)

Function number	Setting value	Setting description	
20	00	Standard [9 ft. (2.7m)]	◆
	01	High ceiling [10 ft. (3.0m)]	

In case of Cassette type models: The ceiling height values are for the 4-way outlet. Do not change this setting in the 3-way outlet mode. 7,000, 9,000 Btu/h models cannot be installed in high ceilings. Do not change this setting.

MULTI TYPE
2, 3, 4 ROOMS TYPE

3) Outlet directions

Select the appropriate number of outlet directions according to the installation conditions.

(◆... Factory setting)

Function number	Setting value	Setting description	
22	00	4-way	◆
	01	3-way	

4) Vertical airflow direction range control

In a concealed installation, change the setting to "Fixed" (02) to restrict the movement of the upper air outlet so that the airflow is only towards the horizontal direction.

(◆... Factory setting)

Function number	Setting value	Setting description	
23	00	Standard	◆
	01	(Setting prohibited)	
	02	Fixed (Concealed)	

5) Static pressure

Select appropriate static pressure according to the installation conditions.

(◆... Factory setting)

Function number	Setting value	Setting description	
26	00	0 in.WG (0 Pa)	
	01	0.04 in.WG (10 Pa)	
	02	0.08 in.WG (20 Pa)	
	03	0.12 in.WG (30 Pa)	
	04	0.16 in.WG (40 Pa)	
	05	0.20 in.WG (50 Pa)	
	06	0.24 in.WG (60 Pa)	
	07	0.28 in.WG (70 Pa)	
	08	0.32 in.WG (80 Pa)	
	09	0.36 in.WG (90 Pa)	
	31	0.10 in.WG (25 Pa) [Standard]	◆

Range of static pressure is different from one model to other.

Model name	Range of static pressure
ARU7RLF	0 to 0.36 in.WG (0 to 90 Pa)
ARU9RLF	
ARU12RLF	
ARU18RLF	
ARU24RLF	0 to 0.20 in.WG (0 to 50 Pa)

MULTI TYPE
2, 3, 4 ROOMS TYPE

6) Room temperature control for indoor unit sensor

Refer to Function 95, before performing this setting.
Depending on the installed environment, correction of the room temperature sensor may be required. Select the appropriate control setting according to the installed environment.
The temperature correction values show the difference from the Standard setting "00" (manufacturer's recommended value).
*When Function 95-01(High insulation) is set, the Standard setting "00" will be the same as No correction "01" [0.0°F (0.0°C)].

(◆... Factory setting)

Function number		Setting value	Setting description	
30 (For cooling)	31 (For heating)	00	Standard setting*	◆
		01	No correction 0.0°F (0.0°C)	
		02	-1°F (-0.5°C)	More Cooling Less Heating
		03	-2°F (-1.0°C)	
		04	-3°F (-1.5°C)	
		05	-4°F (-2.0°C)	
		06	-5°F (-2.5°C)	
		07	-6°F (-3.0°C)	
		08	-7°F (-3.5°C)	
		09	-8°F (-4.0°C)	
		10	+1°F (+0.5°C)	Less Cooling More Heating
		11	+2°F (+1.0°C)	
		12	+3°F (+1.5°C)	
		13	+4°F (+2.0°C)	
		14	+5°F (+2.5°C)	
		15	+6°F (+3.0°C)	
		16	+7°F (+3.5°C)	
		17	+8°F (+4.0°C)	

In case of Slim duct type and Floor/Ceiling type models:
In floor console installations, select “01”.

[For ASU7RLF, ASU9RLF, ASU12RLF]

Room temperature control for cooling

Depending on the installed environment, correction of the room temperature sensor may be required.
Select the appropriate control setting according to the installed environment.

(◆... Factory setting)

Function number	Setting value	Setting description	
30	00	Standard	◆
	01	Slightly lower control	
	02	Lower control	
	03	Higher control	

Room temperature control for heating

Depending on the installed environment, correction of the room temperature sensor may be required.
Select the appropriate control setting according to the installed environment.

(◆... Factory setting)

Function number	Setting value	Setting description	
31	00	Standard	◆
	01	Lower control	
	02	Slightly higher control	
	03	Higher control	

MULTI TYPE
2, 3, 4 ROOMS TYPE

7) Auto restart

Enable or disable automatic restart after a power interruption.

(◆... Factory setting)

Function number	Setting value	Setting description	
40	00	Enable	◆
	01	Disable	

*Auto restart is an emergency function such as for power outage etc.
Do not attempt to use this function in normal operation.
Be sure to operate the unit by remote controller or external device.

8) Room temperature sensor switching

(Only for Wired remote controller)

When using the Wired remote controller temperature sensor, change the setting to "Both" (01).

(◆... Factory setting)

Function number	Setting value	Setting description	
42	00	Indoor unit	◆
	01	Both	

00: Sensor on the indoor unit is active.
01: Sensors on both indoor unit and wired remote controller are active.

*Remote controller sensor must be turned on by using the remote controller.

9) Remote controller custom code

(Only for wireless remote controller)
The indoor unit custom code can be changed.
Select the appropriate custom code.

(◆... Factory setting)

Function number	Setting value	Setting description	
44	00	A	◆
	01	B	
	02	C	
	03	D	

10) External input control

"Operation/Stop" mode or "Forced stop" mode can be selected.

(◆... Factory setting)

Function number	Setting value	Setting description	
46	00	Operation/Stop mode	◆
	01	(Setting prohibited)	
	02	Forced stop mode	

11) Room temperature sensor switching (Aux.)

To use the temperature sensor on the wired remote controller only, change the setting to "Wired remote controller" (01). This function will only work if the function setting 42 is set at "Both" (01)

(◆... Factory setting)

Function number	Setting value	Setting description	
48	00	Both	◆
	01	Wired remote controller	(◆)*

*: For Slim duct only.

MULTI TYPE
2, 3, 4 ROOMS TYPE

12) Indoor unit fan control for energy saving for cooling

Enables or disables the power-saving function by controlling the indoor unit fan rotation when the outdoor unit is stopped during cooling operation.

(◆... Factory setting)

Function number	Setting value	Setting description	
49	00	Disable	◆
	01	Enable	

*00: When the outdoor unit is stopped, the indoor unit fan operates continuously following the setting on the remote controller.

*01: When the outdoor unit is stopped, the indoor unit fan operates intermittently at a very low speed.

13) Room temperature control for wired remote controller sensor

Refer to Function 95, before performing this setting.
Depending on the installed environment, correction of the wired remote controller temperature sensor may be required. Select the appropriate control setting according to the installed environment.
To change this setting, set Function 42 to Both "01".
Ensure that the Thermo Sensor icon is displayed on the remote controller screen.

(◆... Factory setting)

Function number		Setting value	Setting description	
92 (For cooling)	93 (For heating)	00	No correction 0.0°F(0.0°C)	◆
		01	No correction 0.0°F (0.0°C)	
		02	-1°F (-0.5°C)	More Cooling Less Heating
		03	-2°F (-1.0°C)	
		04	-3°F (-1.5°C)	
		05	-4°F (-2.0°C)	
		06	-5°F (-2.5°C)	
		07	-6°F (-3.0°C)	
		08	-7°F (-3.5°C)	
		09	-8°F (-4.0°C)	
		10	+1°F (+0.5°C)	Less Cooling More Heating
		11	+2°F (+1.0°C)	
		12	+3°F (+1.5°C)	
		13	+4°F (+2.0°C)	
		14	+5°F (+2.5°C)	
		15	+6°F (+3.0°C)	
		16	+7°F (+3.5°C)	
		17	+8°F (+4.0°C)	

14) Heat Insulation condition (building insulation)

Heat insulation conditions differ according to the installed environment.
Standard insulation "00" allows system to rapidly respond to the cooling or heating load changes. High insulation "01" is when the heat insulation structure of the building is high and does not require system to rapidly respond to cooling or heating load changes.

When High insulation "01" is selected;
・Overheating (overcooling) is prevented at the start-up.
・All room temp. control settings (Function 30, 31, 92, 93) will reset to No correction [0.0°F (0.0°C)].

(◆... Factory setting)

Function number	Setting value	Setting description	
95	00	Standard insulation	◆
	01	High insulation	

NOTE:

When changing Function 95, perform this setting before other Room temp. control settings (Function 30, 31, 92, 93). If Funtion 95 is not set first, Room temperature control settings (Function 30, 31, 92, 93) will be reset and you must re-do them again.

MULTI TYPE
2, 3, 4 ROOMS TYPE

13-6. WIRED REMOTE CONTROLLER

DIP Switch 1	SW1	Prohibited
	SW2	Dual remote controller setting
	SW3	Prohibited
	SW4	°F / °C switch
	SW5	Prohibited
	SW6	Memory backup setting

* Do not use DIP Switch 2

■ SWITCH POSITION

● Wired remote controller

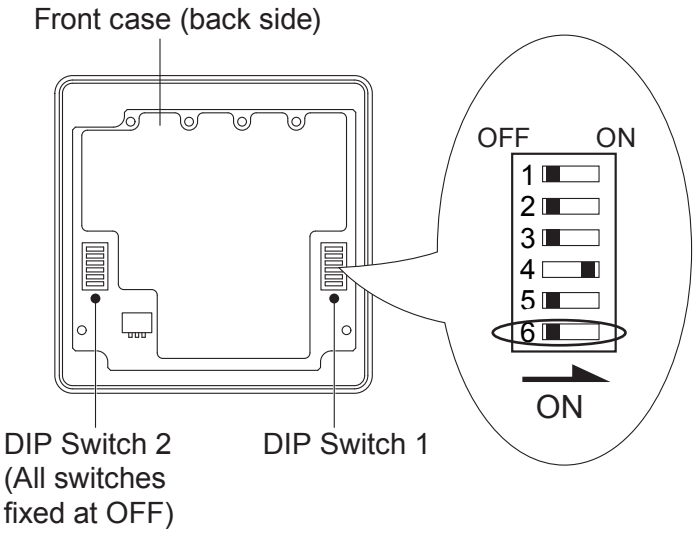

MULTI TYPE
2, 3, 4 ROOMS TYPE

■ DIP SWITCH 1 SETTING

● SW1 setting prohibited

(◆...Factory setting)

	SW1	
◆	OFF	Fixed at OFF
	ON	Setting prohibited

● SW2 setting

●Dual remote controller setting

Set the remote controller SW2 according to the following table.

(◆...Factory setting)

	Number of remote controller	Primary unit	Secondary unit
		SW2	SW2
◆	1 (Normal)	OFF	-
	2 (Dual)	OFF	ON

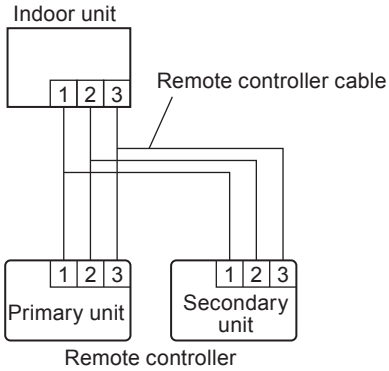

● SW3 setting prohibited

(◆...Factory setting)

	SW3	
◆	OFF	Fixed at OFF
	ON	Setting prohibited

● SW4 setting

●°F / °C switch

Temperature display is Fahrenheit(°F) / Celsius(°C)

(◆...Factory setting)

	SW4	
	OFF	°C
◆	ON	°F

MULTI TYPE
2, 3, 4 ROOMS TYPE

● SW5 setting prohibited

(◆...Factory setting)

	SW5	
◆	OFF	Fixed at OFF
	ON	Setting prohibited

● SW6 setting

●Memory backup setting (Wired remote controller only)

Set to ON to use batteries for the memory backup.

If batteries are not used, all of settings stored in memory will be deleted if there is a power failure.

(◆...Factory setting)

	SW6	Memory backup
◆	OFF	Invalidity
	ON	Validity

Never turn it ON in the case of simple remote controller.

MULTI TYPE
2, 3, 4 ROOMS TYPE

13-7. SIMPLE REMOTE CONTROLLER

DIP Switch	SW1	Prohibited
	SW2	Dual remote controller setting
	SW3	°F / °C switch
	SW4	Prohibited
	SW5	Prohibited
	SW6	Prohibited

■ SWITCH POSITION

● Simple remote controller

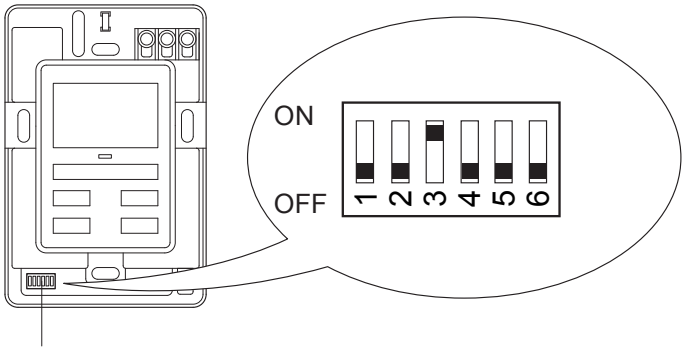

DIP Switch

MULTI TYPE
2, 3, 4 ROOMS TYPE

■ DIP SWITCH SETTING

● SW1 setting prohibited

(◆...Factory setting)

	SW1	
◆	OFF	Fixed at OFF
	ON	Setting prohibited

● SW2 setting

●Dual remote controller setting

Set the remote controller SW2 according to the following table.

(◆...Factory setting)

	Number of remote controller	Primary unit	Secondary unit
		SW2	SW2
◆	1 (Normal)	OFF	-
	2 (Dual)	OFF	ON

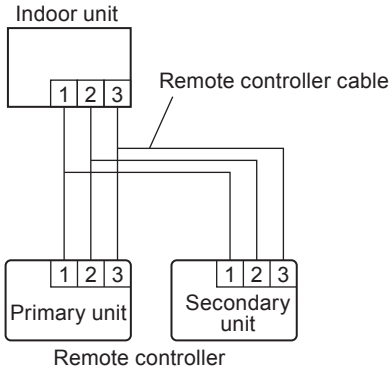

● SW3 setting

●°F / °C switch

Temperature display is Fahrenheit(°F) / Celsius(°C)

(◆...Factory setting)

	SW3	
	OFF	°C
◆	ON	°F

● SW4 setting prohibited

(◆...Factory setting)

	SW4	
◆	OFF	Fixed at OFF
	ON	Setting prohibited

MULTI TYPE
2, 3, 4 ROOMS TYPE

● SW5 setting prohibited

(◆...Factory setting)

	SW5	
◆	OFF	Fixed at OFF
	ON	Setting prohibited

● SW6 setting prohibited

(◆...Factory setting)

	SW6	
◆	OFF	Fixed at OFF
	ON	Setting prohibited

14. OPTIONAL PARTS

14-1. CONTROLLER

■ LINE UP

Type	Model	Indoor units						
		Compact Cassette	Slim Duct	Wall mounted				Floor
				ASU7RLF1 ASU9RLF1 ASU12RLF1	ASU7RLF ASU9RLF ASU12RLF	ASU9RLS2 ASU12RLS2 ASU15RLS2	ASU18RLF ASU24RLF	
Wired Remote Controller	UTY-RNNUM	●	●	○ *1	○ *2	○ *3	○	○
Wireless Remote Controller	UTY-LNHUM	○	-	-	-	-	●	-
	AR-RAH1U	-	-	-	●	-	-	-
	AR-RED1U	-	-	-	-	●	-	-
	AR-REG1U	-	-	●	-	-	-	●
IR Receiver Unit	UTY-LRHUM	-	○	-	-	-	-	-
Simple Remote Controller	UTY-RSNUM	○	○	○ *1	○ *2	○ *3	○	○

●: Accessory, ○: Optional, -: Not applicable.
*1: Optional Communication kit (UTY-XCBXZ2) is necessary for the installation.
*2: Optional Communication kit (UTY-XCBXZ1) is necessary for the installation.
*3: Optional Communication kit (UTY-TWBXF) is necessary for the installation.

■ INDIVIDUAL CONTROL

Wired Remote Controller	Simple Remote Controller	IR Receiver Unit
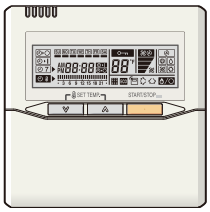 UTY-RNNUM	UTY-RSNUM	UTY-LRHUM

Wireless Remote Controller
UTY-LNHUM AR-RAH1U AR-RED1U AR-REG1U

MULTI TYPE
2, 3, 4 ROOMS TYPE

14-2. CASSETTE GRILLE

■ LINE UP

Type	Model	Indoor units						
		Compact Cassette	Slim Duct	Wall mounted				Floor
				ASU7RLF1 ASU9RLF1 ASU12RLF1	ASU7RLF ASU9RLF ASU12RLF	ASU9RLS2 ASU12RLS2 ASU15RLS2	ASU18RLF ASU24RLF	AGU9RLF AGU12RLF AGU15RLF
Cassette grille	UTG-CCGF	O	-	-	-	-	-	-

■ PARTS

Cassette grille

Model : UTG-CCGF

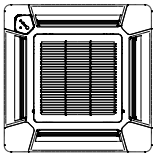

For Compact Cassette type

MULTI TYPE
2, 3, 4 ROOMS TYPE

14-3. OTHERS

■ LINE UP

Type	Model	Indoor units						
		Compact Cassette	Slim Duct	Wall mounted				Floor
				ASU7RLF1 ASU9RLF1 ASU12RLF1	ASU7RLF ASU9RLF ASU12RLF	ASU9RLS2 ASU12RLS2 ASU15RLS2	ASU18RLF ASU24RLF	AGU9RLF AGU12RLF AGU15RLF
Air outlet shutter plate	UTR-YDZB	O	-	-	-	-	-	-
Insulation kit for high humidity	UTZ-KXGC	O	-	-	-	-	-	-
Fresh air intake kit	UTZ-VXAA	O	-	-	-	-	-	-
External control set	UTD-ECS5A	-	O	-	-	-	-	-
External connect kit	UTY-XWZX	O	-	-	O*1	-	O	-
	UTY-XWZXZ5	-	-	O*2	-	O*3	-	O
Remote sensor unit	UTY-XSZX	-	O	-	-	-	-	-
Auto louver grille kit	UTD-GXSA-W UTD-GXSB-W UTD-GXSC-W	-	O	-	-	-	-	-
Communication kit	UTY-XCBXZ1	-	-	-	O	-	-	-
	UTY-XCBXZ2	-	-	O	-	-	-	-
	UTY-TWBXF	-	-	-	-	O	-	-

●: Accessory, O: Optional, -: It is not possible to connect it.

*1: Optional Communication kit (UTY-XCBXZ1) is necessary for the installation.

*2: Optional Communication kit (UTY-XCBXZ2) is necessary for the installation.

*3: Optional Communication kit (UTY-TWBXF) is necessary for the installation.

MULTI TYPE
2, 3, 4 ROOMS TYPE

■ PARTS

Air outlet shutter plate
Models : UTR-YDZB

For Compact Cassette type

Insulation kit for high humidity
Model : UTZ-KXGC

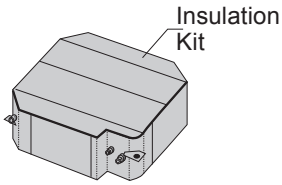

For Compact Cassette type

Fresh air intake kit
Model : UTZ-VXAA

For Compact Cassette type

External control set
Model : UTD-ECS5A

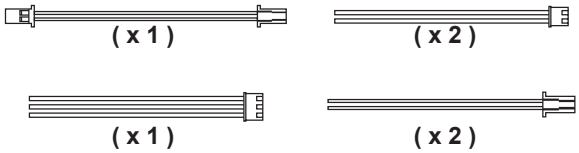

For Slim Duct type

External connect kit
Model : UTY-XWZX

For Compact Cassette,
Wall Mounted (ASU7RLF, ASU9RLF, ASU12RLF, ASU18RLF, ASU24RLF)

External connect kit
Model : UTY-XWZXZ5

For Wall Mounted
(ASU7RLF1, ASU9RLF1, ASU12RLF1, ASU9RLS2, ASU12RLS2, ASU15RLS2) type, Floor type

Auto louver grille kit
Models : UTD-GXSA-W *1
UTD-GXSB-W *2
UTD-GXSC-W *3

*1 For Slim Duct (7-12 models)
*2 For Slim Duct (18 model)
*3 For Slim Duct (24 model)

Remote sensor unit
Model : UTY-XSZX

For Slim Duct type

Communication kit
Model : UTY-XCBXZ1

For Wall Mounted
(ASU7RLF, ASU9RLF, ASU12RLF) type

Communication kit
Model : UTY-XCBXZ2

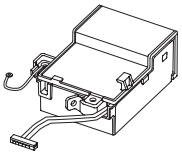

For Wall Mounted (ASU7RLF1, ASU9RLF1, ASU12RLF1) type

MULTI TYPE
2, 3, 4 ROOMS TYPE

■ PARTS

Communication kit Model : UTY-TWBXF
 For Wall Mounted (ASU9RLS2, ASU12RLS2, ASU15RLS2) type

15. INSTALLATION PRECAUTIONS

15-1. INDOOR UNIT INSTALLATION PRECAUTIONS

Note: The information listed below are general precautions.
Some models also include items that do not apply.

■ PLACES WHERE USE PROHIBITED

- •Places where there is the danger of combustible gas leakage.
- •Places where sulfur gas, chlorine gas, acid, alkali, or other matter which effects equipment is generated
- •Places where there is a lot of oil splash and steam (kitchen, machinery room, etc.)
- •Places where machinery which generates high frequencies is used
- •Ocean beaches and other areas where there is a lot of salt
- •Places where carbon fibers and metal powder, powder, etc. suspended in the air
- •Installation in vehicles, ships, and other conveyances
- •Factory, etc. where voltage fluctuations are large

■ POINTS TO REMEMBER WHEN INSTALLING

(1) The set shall be installed at a place which can withstand the weight and vibration of the indoor unit.

(2) To allow maintenance after refrigerant piping, drain piping, and electric wiring connection and installation, provide an installation service space and an inspection port, as required.

*Installation service space is shown on " DIMENSIONS ".

(3) Be careful when installing the set at the following places.

[Installation precautions]

	Contents	Countermeasures (Reference)
When the ceiling is high	If the indoor unit is installed where the installation height given in the installation manual is exceeded, the temperature difference between the floor and ceiling of the room will be large and the heating effect will be poor. Moreover, even if the indoor unit is installed within the installation height, a similar phenomena will occur when installed in a room in which the doors are opened and closed frequently and hot air circulation is obstructed by desks, chairs, etc.	(1) Switch the setting to the high ceiling mode. (2) Install a circulator. (3)Arrange the furniture in the room so that it does not obstruct the hot air.
When lower level directly contacts the outside air.	When the lower level of the shop and office is a warehouse, parking lot, etc., the surface temperature of the flooring will become low and the radiation of cold from the floor will increase. In this case, your feet will feel cold even if the room temperature is suitable.	
When the air flow distribution is poor	When an indoor unit is installed in a position where the outlet air flow will directly contact people, a draft may be felt. In addition, when there are obstructions in the path of the intake and outlet air flow, the air distribution may become extremely bad.	(1) Adjust the louver fins or take other measures matched to the site. (2)Change the indoor unit outlet.

MULTI TYPE
2, 3, 4 ROOMS TYPE

[Installation precautions]

	Contents	Countermeasures (Reference)
When inside the ceiling is high temperature and high humidity	When the indoor unit is installed where the inside of the ceiling is 30°C (86°F) RH80% or greater, the dew point temperature of the outer perimeter may become higher than the cabinet surface temperature and moisture will condense on the surface of the cabinet and water drops may fall inside the room. →Refer to Fig.A In addition, the humidity may vary considerably the same as when the inside of the ceiling is close to hermetically sealed and used as the outside air intake path.	(1) Add heat insulating material to the outside of the indoor unit cabinet. *Regarding the cassette type, use of the "high humidity correspondence kit (option)" is recommended.. (2) Strengthen the heat insulating material of the refrigerant piping and drain piping also →Refer to Fig.B (3) When the humidity inside the ceiling changes considerably, install a ventilation port.

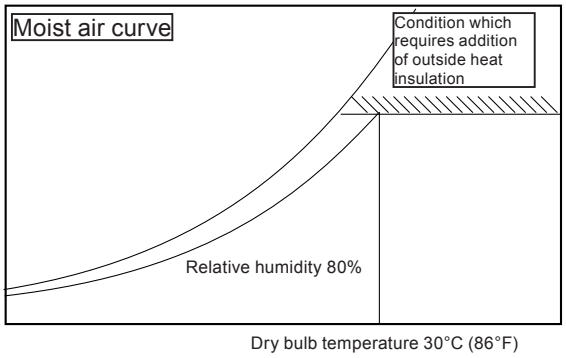

Fig.A

Work method when reinforcing the heat insulation of on-site piping

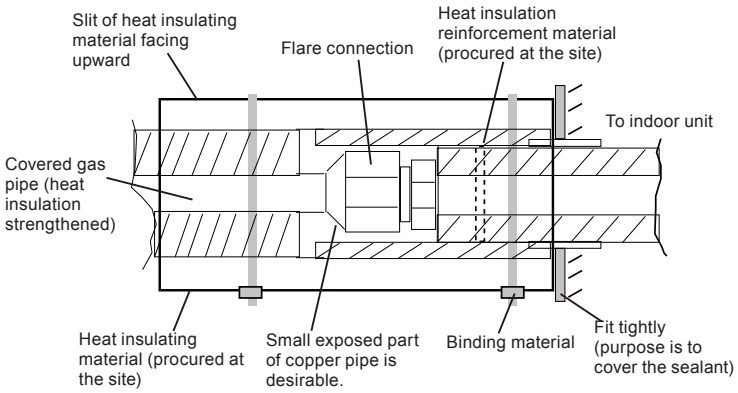

Fig.B

	Contents	Countermeasures (Reference)
When using an external duct	When using an external duct to take in new fresh air, etc., condensation may form on the surface of the duct due to the effect of the outside air temperature and the humidity inside the ceiling.	(1) Always perform heat insulation processing. (Heat insulating material: Glass wool 25mm (1 in.) thick or more.)
When the remote controller installation site is bad	If the cold or warm air blown out from the air conditioner directly contacts the thermostat section of the remote controller, the outlet temperature of the air conditioner may be sensed and room temperature control will be different from the room temperature and "not cooled" or "not heated" or other trouble may occur. In addition, there is the possbility that the same kind of trouble may also occur when the remote controller is effected by direct sunlight.	(1) Install the remote controller where it will not be directly exposed to the cold or hot air. (2) Install the remote controller where it will not be directly exposed to sunlight or strong lighting.

MULTI TYPE
2, 3, 4 ROOMS TYPE

[Installation precautions]

	Contents	Countermeasures (Reference)
When installation environment is quiet	When the wall mounting type was installed in a bedroom, living room, or other quiet place, the sound of the refrigerant flow may be sensed as noise and must be taken into accunt.	(1) Plan installation of a model with external expansion valve. (2) Plan installation of a branch box farther from indoor unit. (3) Plan installation using another air conditioner.
When installing duct type in ceiling chamber system	In the case of the ceiling chamber system (duct is not installed at indoor unit inlet side and room air is sucked into the indoor unit through the inside of the ceiling), the thermistor inside the indoor unit may not correctly detect the room temperature. Heating operation: Room is not heated because the indoor unit is easily turned off by the thermostat. Cooling operation: Room is too cold because the indoor unit is difficult to turn off by the thermostat.	(1) Replace the indoor unit thermistor with a Remote sensor unit (optional parts) and install the sensor where the room temperature can be correctly detected.
When the outlet air is sucked in at duct type	Cooling operation does not cool the room and heating operation does not heat the room because the short circuited indoor unit is not turned on by the thermostat.	(1) Reconsider the ventilation port construction. (2) Replace the indoor unit thermistor with a Remote sensor unit (optional parts) and install the sensor where the room temperature can be correctly detected.
When using the wireless remote controller	Signals may not be received when using it in a room illuminated by an inverter fluorescent lamp.	(1) Turn on the fluorescent lamp and check if the indoor unit receives the signals from the remote controller. If the indoor unit does not receive the signals, consult an authorized service personnel.
When installing the inverter type	It may generate noise in TV sets, stereos and PCs.	(1) The inverter type should be installed at a sufficient distance from these equipments.

2. OUTDOOR UNIT (2 ROOMS TYPE)

MULTI TYPE :

AOU18RLXFZ

DTR_AO074E_08
2015.02.19

CONTENTS

2. OUTDOOR UNIT (2 ROOMS TYPE)

1. SPECIFICATIONS ..... 02 - 01

2. DIMENSIONS ..... 02 - 02

3. REFRIGERANT CIRCUIT ..... 02 - 04

4. WIRING DIAGRAMS ..... 02 - 05

5. CAPACITY TABLE ..... 02 - 06
   - 5-1. COMBINATIONS ..... 02 - 06
   - 5-2. COOLING CAPACITY ..... 02 - 07
   - 5-3. HEATING CAPACITY ..... 02 - 12

6. CAPACITY COMPENSATION RATE FOR PIPE LENGTH AND HEIGHT DEFFERENCE ..... 02 - 17

7. ADDITIONAL CHARGE CALCULATION ..... 02 - 20

8. AIR FLOW ..... 02 - 21

9. OPERATION NOISE ..... 02 - 22
   - 9-1. NOISE LEVEL CURVE ..... 02 - 22
   - 9-2. SOUND LEVEL CHECK POINT ..... 02 - 23

10. ELECTRIC CHARACTERISTICS ..... 02 - 24

11. SAFETY DEVICES ..... 02 - 25

12. INSTALLATION PRECAUTIONS ..... 02 - 26
   - 12-1. OUTDOOR UNIT INSTALLATION PRECAUTIONS ..... 02 - 26

OUTDOOR UNIT
AOU18RLXFZ

1. SPECIFICATIONS

Model name				AOU18RLXFZ		
Power source				1Ø 208/230V 60Hz		
Available voltage range				187-264V		
Connectable indoor unit			Number	2		
			Total capacity range	14,000 to 21,000 Btu/h		
Combination of indoor unit				non-Duct ASU9RLF1 x 2 or ASU9RLF x 2	Duct ARU9RLF x 2	Mix
Capacity	Cooling	Rated	Btu/h	18,000	18,000	18,000
			kW	5.28	5.28	5.28
		Min. - Max.	Btu/h	6,100 - 21,000	6,100 - 21,000	6,100 - 21,000
			kW	1.8 - 6.2	1.8 - 6.2	1.8 - 6.2
	Heating	Rated	Btu/h	22,000	22,000	22,000
			kW	6.42	6.42	6.42
		Min. - Max.	Btu/h	6,800 - 24,400	6,800 - 24,400	6,800 - 24,400
			kW	2.0 - 7.2	2.0 - 7.2	2.0 - 7.2
Input power	Cooling	Rated	kW	1.44	1.49	1.46
		Max.		2.06	2.14	2.10
	Heating	Rated		1.87	1.83	1.84
		Max.		2.10	2.08	2.09
Current	Cooling	Rated	A	6.3	6.6	6.4
	Heating			8.2	8.0	8.1
EER	Cooling	Rated	Btu/W	12.50	12.10	12.30
SEER *1	Cooling		-	18.00	16.00	17.00
COP	Heating	Rated	W/W	3.44	3.52	3.48
HSPF *1	Heating		-	9.30	9.00	9.15
Starting current			A	8.2		
Maximum operating current *2	Cooling		A	10.0	10.0	10.0
	Heating			10.0	10.0	10.0
Fan	Type × Q'ty			Propeller ×1		
	AirFlow rate	Cooling	CFM (m^3/h)	1,795 (3,050)		
		Heating		1,619 (2,750)		
	Motor	Type × Quantity		DC motor ×1		
		Output	W	100		
Sound pressure level	Cooling	Rated	dB (A)	49		
	Heating			49		
Heat exchanger	Dimension	(H x W x D)	in. (mm)	26-7/16 × 35-7/16 × 1-7/16 (672 × 900 × 36.38)		
	Fin pitch		FPI	18		
	Rows × Stages			2 × 32		
	Pipe type (Material)			Grooved H-pin (Copper)		
	Fin	Type (Material)		Corrugate (Aluminum)		
		Surface treatment		Corrosion resistance (Blue Fin)		
Compressor	Type × Quantity			DC TWIN ROTARY ×1		
	Motor output		W	1,100		
Refrigerant	Type			R410A		
	Charge		lbs. (g)	4lbs. 14oz. (2,200)		
Refrigerant oil	Type			POE		
Enclosure	Material			Painted galvanized steel		
	Color			BEIGE (Approximate color of MUNSELL 10YR 7.5/1.0NN)		
Dimensions	Net	(H x W x D)	in. (mm)	27-9/16 × 35-7/16 × 13 (700 × 900 × 330)		
	Gross			32-7/8 × 41-5/16 × 17-1/2 (835 × 1,050 × 445)		
Weight	Net		lbs. (kg)	119 (54)		
	Gross			134 (61)		
Connection pipe	Size	Liquid	in. (mm)	Ø1/4 (Ø6.35) x 2		
		Gas		Ø3/8 (Ø9.52) x 2		
	Method			Flare		
	Pre-charge length (Total)		ft. (m)	98 (30)		
	Max. length (Total)			164 (50)		
	Max. length (Each)			82 (25)		
	Min. length (Total)			49 (15)		
	Min. length (Each)			16 (5)		
	Max. height difference between Outdoor Unit and each Indoor Units.			49 (15)		
	Max. height difference between Indoor Units.			33 (10)		
Operation range	Cooling		°F (°C)	14 to 115 (-10 to 46)		
	Heating			5 to 75 (-15 to 24)		

Note:
1. Specifications are based on the following conditions.
   Power source of specifications : 230V
   Pipe length : 24.6ft.(7.5m), Height difference : 0 ft.(0m) [Outdoor unit - Indoor unit]
   Cooling: Indoor temperature of 80°F(26.7°C)DB / 67°F(19.4°C)WB,and outdoor temperature of 95°F(35°C)DB/75°F(23.9°C)WB.
   Heating: Indoor temperature of 70°F(21.1°C)DB / 60°F(15.6°C)WB,and outdoor temperature of 47°F(8.3°C)DB/43°F(6.1°C)WB.
   *1: Test conditions are based on AHRI 210/240.
   *2: The maximum current is the maximum value when the operated within the operation range.
2. For other combination, refer to the combination table.
3. The protective function might work when using it outside the operation range.

OUTDOOR UNIT
AOU18RLXFZ

2. DIMENSIONS

■ MODEL: AOU18RLXFZ

Unit: in. (mm)

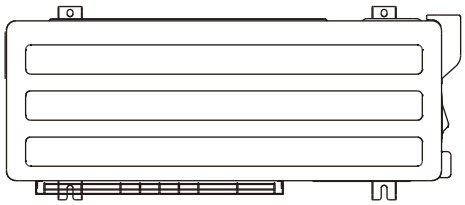

Top view

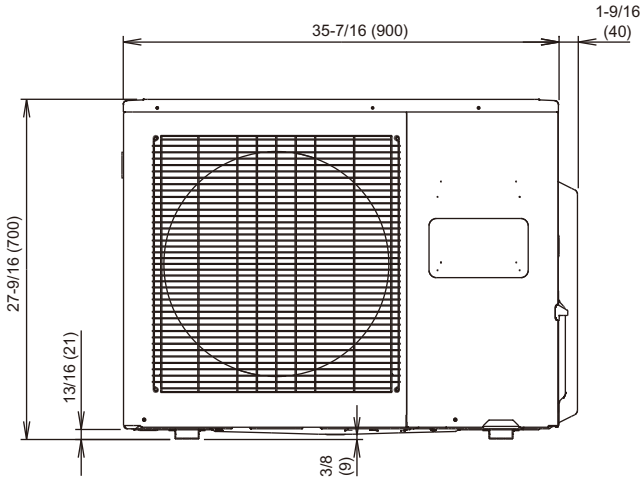

Front view

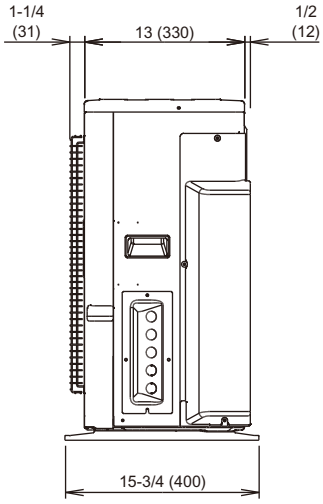

Side view

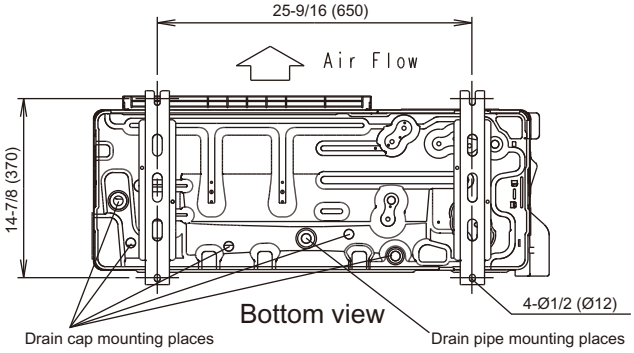

Bottom view

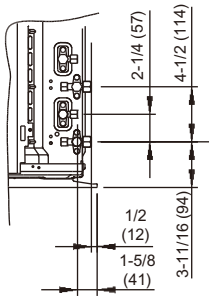

OUTDOOR UNIT
AOU18RLXFZ

■ INSTALLATION PLACE

Unit: in. (mm)

When there are obstacles at the back or front sides.

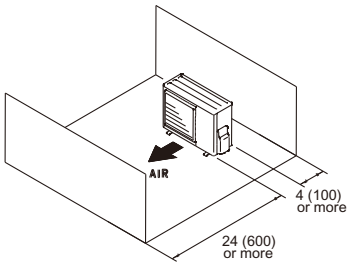

When there are obstacles at the back, side(s), and top.

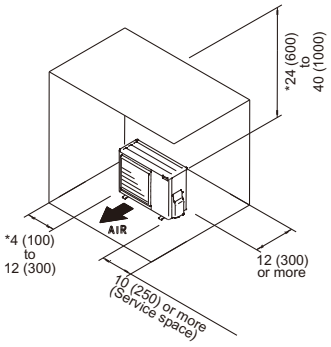

When there are obstacles at the back, side with the installation of more than one unit.

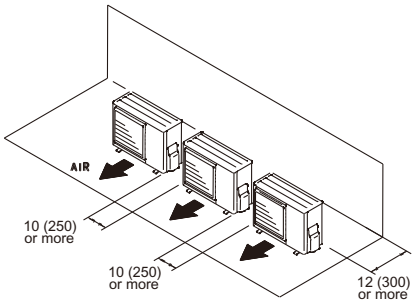

* If the space is larger that is stated, the condition will be the same as that are no obstacles.

•Height above the floor level should be 2 in. (50 mm) or more.

•To obtain better operation efficiency, when the outdoor unit is installed, be sure to open the front and left side.

⚠ CAUTION

•When the outdoor temperature is 32 °F(0 °C) or less, do not use the accessory drain pipe and drain cap. If the drain pipe and drain cap are used, the drain water in the pipe may freeze in extremely cold weather. (Reverse cycle model only)

•In areas with heavy snowfall, if the intake and outlet of outdoor unit is blocked with snow, it might become difficult to get warm and it is likely to cause breakdown. Please construct a canopy and a pedestal or place the unit on a high stand (local configured).

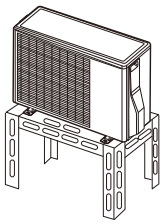

OUTDOOR UNIT
AOU18RLXFZ

3. REFRIGERANT CIRCUIT

■ MODEL: AOU18RLXFZ

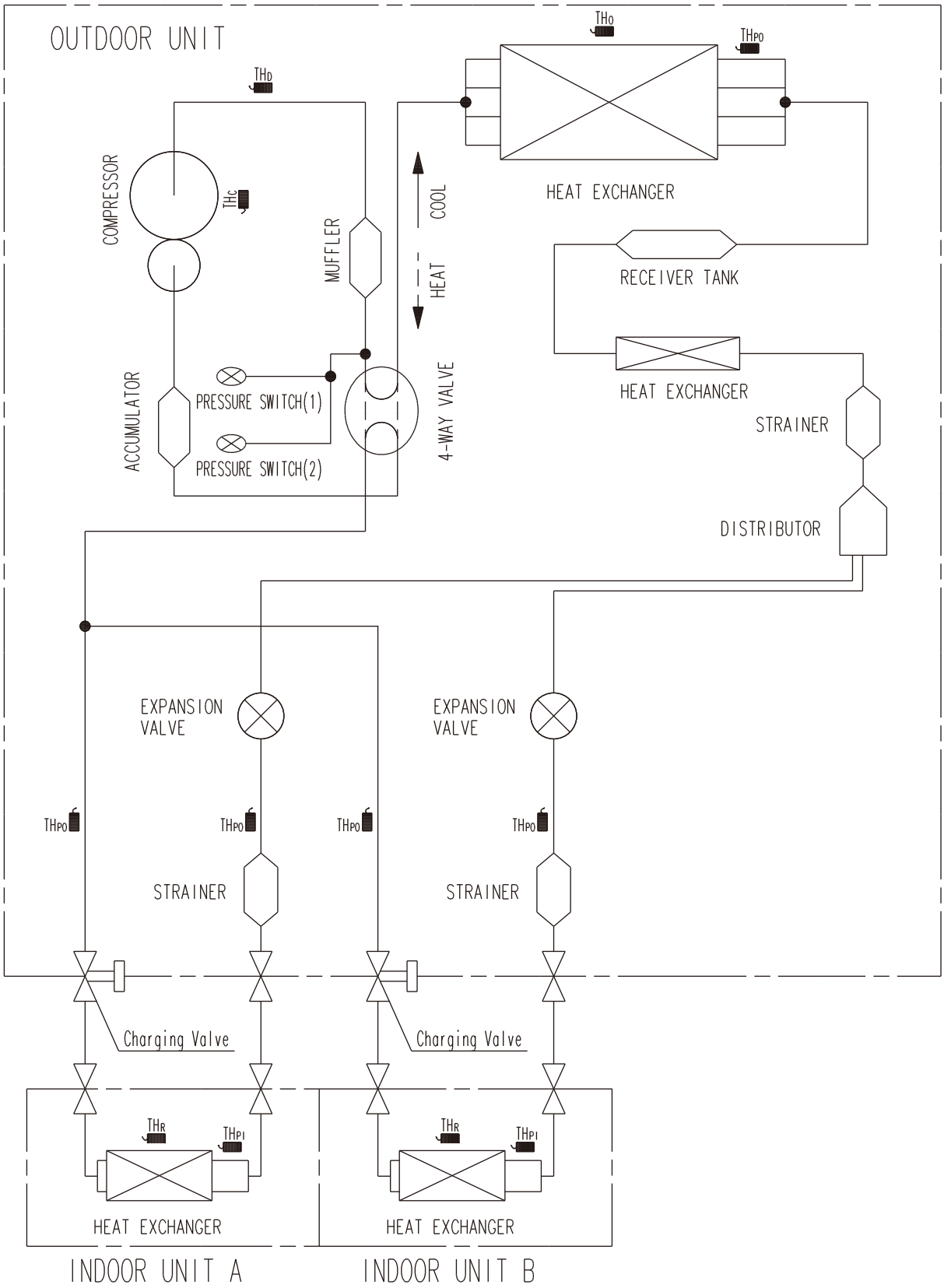

THD : THERMISTOR(DISCHARGE TEMP.)
THO : THERMISTOR(OUTDOOR TEMP.)
THPO : THERMISTOR(PIPE TEMP.)
THC : THERMISTOR(COMPRESSOR TEMP.)
THR : THERMISTOR(ROOM TEMP.)
THPI : THERMISTOR(PIPE TEMP.)

4. WIRING DIAGRAMS

■ MODEL: AOU18RLXFZ

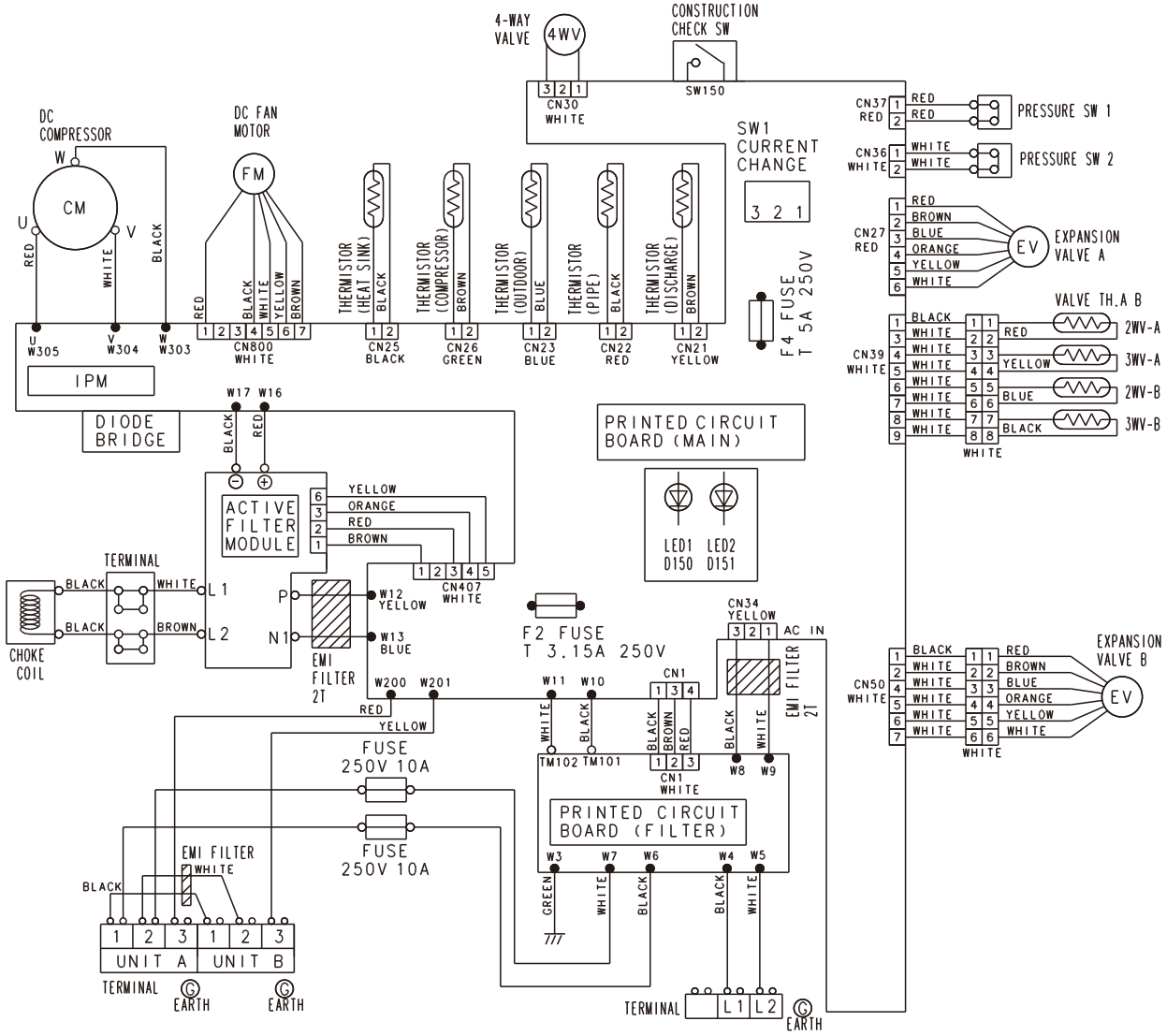

5. CAPACITY TABLE

5-1. COMBINATIONS

■ MODEL: AOU18RLXFZ

● Cooling

Combination of indoor unit			Type of indoor unit	Rated capacity for each indoor unit [kBtu/h]		Maximum capacity for each indoor unit [kBtu/h]		Total capacity [kBtu/h]			Input power [kW]		
Room 1	Room 2	Total		Room 1	Room 2	Room 1	Room 2	Min.	Rated	Max.	Min.	Rated	Max.
7	7	14	Non-ducted	7.05	7.05	8.70	8.70	6.10	14.10	17.40	0.50	1.30	1.64
7	9	16	Non-ducted	7.09	9.11	8.66	11.14	6.10	16.20	19.80	0.50	1.44	1.81
7	9	16	ducted	7.09	9.11	8.66	11.14	6.10	16.20	19.80	0.50	1.49	1.86
7	12	19	Non-ducted	6.63	11.37	7.74	13.26	6.10	18.00	21.00	0.50	1.43	2.06
7	12	19	ducted	6.63	11.37	7.74	13.26	6.10	18.00	21.00	0.50	1.48	2.11
9	9	18	Non-ducted	9.00	9.00	10.50	10.50	6.10	18.00	21.00	0.50	1.44	2.06
9	9	18	ducted	9.00	9.00	10.50	10.50	6.10	18.00	21.00	0.50	1.49	2.14
9	12	21	Non-ducted	7.71	10.29	9.00	12.00	6.10	18.00	21.00	0.50	1.44	2.06
9	12	21	ducted	7.71	10.29	9.00	12.00	6.10	18.00	21.00	0.50	1.49	2.14

● Heating

Combination of indoor unit			Type of indoor unit	Rated capacity for each indoor unit [kBtu/h]		Maximum capacity for each indoor unit [kBtu/h]		Total capacity [kBtu/h]			Input power [kW]		
Room 1	Room 2	Total		Room 1	Room 2	Room 1	Room 2	Min.	Rated	Max.	Min.	Rated	Max.
7	7	14	Non-ducted	9.20	9.20	10.35	10.35	6.80	18.40	20.70	0.52	1.50	1.97
7	9	16	Non-ducted	8.93	11.48	9.58	12.32	6.80	20.40	21.90	0.52	1.77	1.92
7	9	16	ducted	8.93	11.48	9.58	12.32	6.80	20.40	21.90	0.52	1.73	1.90
7	12	19	Non-ducted	8.11	13.89	8.99	15.41	6.80	22.00	24.40	0.52	1.87	2.10
7	12	19	ducted	8.11	13.89	8.99	15.41	6.80	22.00	24.40	0.52	1.83	2.08
9	9	18	Non-ducted	11.00	11.00	12.20	12.20	6.80	22.00	24.40	0.52	1.87	2.10
9	9	18	ducted	11.00	11.00	12.20	12.20	6.80	22.00	24.40	0.52	1.83	2.08
9	12	21	Non-ducted	9.43	12.57	10.46	13.94	6.80	22.00	24.40	0.52	1.88	2.10
9	12	21	ducted	9.43	12.57	10.46	13.94	6.80	22.00	24.40	0.52	1.84	2.08

Note:
1. Specifications are based on the following conditions.
   Power source of specifications: 230 V
   7: 7,000 Btu/h, 9: 9,000 Btu/h, 12: 12,000 Btu/h
   2 or more indoor units should be connected.
   Cooling: Indoor temperature of 80 °F(26.7 °C)DB/67 °F(19.4 °C)WB, and outdoor temperature of 95 °F(35 °C)DB/75 °F(23.9 °C)WB.
   Heating: Indoor temperature of 70 °F(21.1 °C)DB/60 °F(15.6 °C)WB, and outdoor temperature of 47 °F(8.3 °C)DB/43 °F(6.1 °C)WB.
   Pipe length: 24.6 ft.(7.5 m), Height difference: 0 ft.(0 m) [Outdoor unit - Indoor unit]
2. The total ability of connected a indoor unit is up to 21,000Btu from 14,000Btu.
3. Non-Ducted system combinations input are based on ASU wall mount models. The input of combinations including AUU cassette models may be a little higher.
4. Ducted system combinations capacities are based on ARU slim duct units with the exception of 7,000Btu models are based on ASU wall mount models.

5-2. COOLING CAPACITY

This table is created using the maximum capacity.

■ MODEL: AOU18RLXFZ

● Indoor unit : 7,000Btu

		Indoor temperature																	
		64 °FDB			70 °FDB			75 °FDB			80 °FDB			85 °FDB			90 °FDB		
		54 °FWB			60 °FWB			63 °FWB			67 °FWB			71 °FWB			73 °FWB		
Outdoor temperature	(°FDB)	TC	SHC	IP	TC	SHC	IP	TC	SHC	IP	TC	SHC	IP	TC	SHC	IP	TC	SHC	IP
	14	7.49	5.86	0.35	8.46	5.86	0.36	8.92	6.46	0.36	9.55	6.78	0.36	10.21	6.94	0.37	10.53	7.71	0.37
	23	7.18	5.72	0.40	8.11	5.71	0.40	8.55	6.30	0.41	9.15	6.61	0.41	9.79	6.77	0.42	10.09	7.52	0.42
	32	7.05	5.66	0.44	7.97	5.66	0.45	8.40	6.24	0.45	8.99	6.55	0.46	9.62	6.70	0.46	9.91	7.44	0.46
	41	6.99	5.63	0.45	7.90	5.63	0.46	8.33	6.21	0.46	8.92	6.51	0.47	9.53	6.66	0.47	9.82	7.41	0.48
	50	7.05	5.66	0.46	7.97	5.66	0.46	8.40	6.24	0.47	8.99	6.55	0.47	9.62	6.70	0.48	9.91	7.44	0.48
	59	6.86	5.57	0.47	7.76	5.57	0.48	8.18	6.14	0.49	8.76	6.44	0.49	9.36	6.59	0.50	9.65	7.33	0.50
	67	7.39	5.84	0.51	8.35	5.83	0.52	8.80	6.44	0.52	9.42	6.75	0.53	10.07	6.91	0.54	10.38	7.68	0.54
	77	7.09	5.68	0.52	8.01	5.67	0.53	8.44	6.26	0.54	9.04	6.56	0.54	9.66	6.72	0.55	9.96	7.46	0.55
	87	6.65	5.45	0.58	7.52	5.44	0.59	7.92	6.00	0.59	8.48	6.30	0.60	9.07	6.45	0.61	9.35	7.16	0.61
	95	7.37	5.81	0.83	8.32	5.80	0.85	8.78	6.40	0.85	9.40	6.71	0.86	10.04	6.87	0.87	10.35	7.63	0.88
	104	7.15	5.71	0.92	8.08	5.70	0.94	8.52	6.29	0.95	9.12	6.60	0.96	9.75	6.75	0.97	10.05	7.50	0.97
	115	6.53	5.45	1.05	7.38	5.45	1.07	7.78	6.01	1.07	8.33	6.30	1.09	8.91	6.45	1.10	9.18	7.17	1.11

TC : Total Capacity (kBtu/h) SHC : Sensible Heat Capacity (kBtu/h) IP : Input Power (kW)

		Indoor temperature																	
		17.8°CDB			21.1°CDB			23.9°CDB			26.7°CDB			29.4°CDB			32.2°CDB		
		12.2°CWB			15.6°CWB			17.2°CWB			19.4°CWB			21.7°CWB			22.8°CWB		
Outdoor temperature	(°CDB)	TC	SHC	IP	TC	SHC	IP	TC	SHC	IP	TC	SHC	IP	TC	SHC	IP	TC	SHC	IP
	-10.0	2.19	1.72	0.35	2.48	1.72	0.36	2.61	1.89	0.36	2.80	1.99	0.36	2.99	2.03	0.37	3.09	2.26	0.37
	-5.0	2.10	1.68	0.40	2.38	1.67	0.40	2.51	1.85	0.41	2.68	1.94	0.41	2.87	1.98	0.42	2.96	2.20	0.42
	0.0	2.07	1.66	0.44	2.34	1.66	0.45	2.46	1.83	0.45	2.64	1.92	0.46	2.82	1.96	0.46	2.91	2.18	0.46
	5.0	2.05	1.65	0.45	2.31	1.65	0.46	2.44	1.82	0.46	2.61	1.91	0.47	2.79	1.95	0.47	2.88	2.17	0.48
	10.0	2.07	1.66	0.46	2.34	1.66	0.46	2.46	1.83	0.47	2.64	1.92	0.47	2.82	1.96	0.48	2.91	2.18	0.48
	15.0	2.01	1.63	0.47	2.27	1.63	0.48	2.40	1.80	0.49	2.57	1.89	0.49	2.74	1.93	0.50	2.83	2.15	0.50
	19.4	2.17	1.71	0.51	2.45	1.71	0.52	2.58	1.89	0.52	2.76	1.98	0.53	2.95	2.03	0.54	3.04	2.25	0.54
	25.0	2.08	1.66	0.52	2.35	1.66	0.53	2.47	1.83	0.54	2.65	1.92	0.54	2.83	1.97	0.55	2.92	2.19	0.55
	30.6	1.95	1.60	0.58	2.20	1.60	0.59	2.32	1.76	0.59	2.49	1.85	0.60	2.66	1.89	0.61	2.74	2.10	0.61
	35.0	2.16	1.70	0.83	2.44	1.70	0.85	2.57	1.88	0.85	2.75	1.97	0.86	2.94	2.01	0.87	3.03	2.24	0.88
	40.0	2.10	1.67	0.92	2.37	1.67	0.94	2.50	1.84	0.95	2.67	1.93	0.96	2.86	1.98	0.97	2.95	2.20	0.97
	46.1	1.91	1.60	1.05	2.16	1.60	1.07	2.28	1.76	1.07	2.44	1.85	1.09	2.61	1.89	1.10	2.69	2.10	1.11

TC : Total Capacity (kW) SHC : Sensible Heat Capacity (kW) IP : Input Power (kW)

● Indoor unit : 9,000Btu

		Indoor temperature																	
		64 °FDB			70 °FDB			75 °FDB			80 °FDB			85 °FDB			90 °FDB		
		54 °FWB			60 °FWB			63 °FWB			67 °FWB			71 °FWB			73 °FWB		
Outdoor temperature	(°FDB)	TC	SHC	IP	TC	SHC	IP	TC	SHC	IP	TC	SHC	IP	TC	SHC	IP	TC	SHC	IP
	14	7.54	6.16	0.31	8.52	6.15	0.31	8.99	6.78	0.31	9.62	7.12	0.32	10.29	7.28	0.32	10.60	8.09	0.32
	23	7.23	6.01	0.35	8.17	6.00	0.35	8.61	6.62	0.35	9.22	6.94	0.36	9.86	7.11	0.36	10.16	7.90	0.36
	32	7.10	5.95	0.38	8.03	5.94	0.39	8.46	6.55	0.39	9.06	6.87	0.40	9.69	7.03	0.40	9.98	7.82	0.40
	41	7.04	5.92	0.39	7.96	5.91	0.40	8.39	6.52	0.40	8.98	6.84	0.41	9.60	7.00	0.41	9.90	7.78	0.41
	50	7.10	5.95	0.40	8.03	5.94	0.40	8.46	6.55	0.41	9.06	6.87	0.41	9.69	7.03	0.42	9.98	7.82	0.42
	59	7.24	6.01	0.45	8.18	6.00	0.46	8.62	6.62	0.47	9.23	6.95	0.47	9.87	7.11	0.48	10.17	7.90	0.48
	67	8.39	6.58	0.57	9.49	6.57	0.58	10.00	7.25	0.59	10.71	7.60	0.59	11.45	7.78	0.60	11.80	8.65	0.60
	77	8.05	6.39	0.59	9.10	6.39	0.60	9.59	7.04	0.60	10.27	7.39	0.61	10.98	7.56	0.61	11.32	8.41	0.62
	87	7.56	6.14	0.65	8.54	6.13	0.66	9.00	6.76	0.67	9.64	7.09	0.67	10.30	7.26	0.68	10.62	8.07	0.69
	95	8.97	6.81	1.08	10.14	6.80	1.10	10.69	7.50	1.11	11.44	7.87	1.12	12.23	8.05	1.13	12.61	8.95	1.14
	104	8.51	6.60	1.20	9.61	6.59	1.22	10.13	7.27	1.23	10.85	7.63	1.25	11.60	7.81	1.26	11.96	8.68	1.27
	115	7.82	6.34	1.36	8.83	6.33	1.39	9.31	6.98	1.40	9.97	7.33	1.41	10.66	7.50	1.43	10.99	8.33	1.44

TC : Total Capacity (kBtu/h) SHC : Sensible Heat Capacity (kBtu/h) IP : Input Power (kW)

		Indoor temperature																	
		17.8°CDB			21.1°CDB			23.9°CDB			26.7°CDB			29.4°CDB			32.2°CDB		
		12.2°CWB			15.6°CWB			17.2°CWB			19.4°CWB			21.7°CWB			22.8°CWB		
Outdoor temperature	(°CDB)	TC	SHC	IP	TC	SHC	IP	TC	SHC	IP	TC	SHC	IP	TC	SHC	IP	TC	SHC	IP
	-10.0	2.21	1.80	0.31	2.50	1.80	0.31	2.63	1.99	0.31	2.82	2.09	0.32	3.01	2.13	0.32	3.11	2.37	0.32
	-5.0	2.12	1.76	0.35	2.39	1.76	0.35	2.52	1.94	0.35	2.70	2.04	0.36	2.89	2.08	0.36	2.98	2.31	0.36
	0.0	2.08	1.74	0.38	2.35	1.74	0.39	2.48	1.92	0.39	2.66	2.01	0.40	2.84	2.06	0.40	2.93	2.29	0.40
	5.0	2.06	1.73	0.39	2.33	1.73	0.40	2.46	1.91	0.40	2.63	2.00	0.41	2.81	2.05	0.41	2.90	2.28	0.41
	10.0	2.08	1.74	0.40	2.35	1.74	0.40	2.48	1.92	0.41	2.66	2.01	0.41	2.84	2.06	0.42	2.93	2.29	0.42
	15.0	2.12	1.76	0.45	2.40	1.76	0.46	2.53	1.94	0.47	2.71	2.04	0.47	2.89	2.08	0.48	2.98	2.32	0.48
	19.4	2.46	1.93	0.57	2.78	1.93	0.58	2.93	2.12	0.59	3.14	2.23	0.59	3.35	2.28	0.60	3.46	2.53	0.60
	25.0	2.36	1.87	0.59	2.67	1.87	0.60	2.81	2.06	0.60	3.01	2.17	0.61	3.22	2.22	0.61	3.32	2.46	0.62
	30.6	2.21	1.80	0.65	2.50	1.80	0.66	2.64	1.98	0.67	2.82	2.08	0.67	3.02	2.13	0.68	3.11	2.36	0.69
	35.0	2.63	2.00	1.08	2.97	1.99	1.10	3.13	2.20	1.11	3.35	2.31	1.12	3.59	2.36	1.13	3.70	2.62	1.14
	40.0	2.49	1.93	1.20	2.82	1.93	1.22	2.97	2.13	1.23	3.18	2.24	1.25	3.40	2.29	1.26	3.50	2.54	1.27
	46.1	2.29	1.86	1.36	2.59	1.86	1.39	2.73	2.05	1.40	2.92	2.15	1.41	3.12	2.20	1.43	3.22	2.44	1.44

TC : Total Capacity (kW) SHC : Sensible Heat Capacity (kW) IP : Input Power (kW)

OUTDOOR UNIT
AOU18RLXFZ

OUTDOOR UNIT
AOU18RLXFZ

● Indoor unit : 12,000Btu

		Indoor temperature																	
		64 °FDB			70 °FDB			75 °FDB			80 °FDB			85 °FDB			90 °FDB		
		54 °FWB			60 °FWB			63 °FWB			67 °FWB			71 °FWB			73 °FWB		
Outdoor temperature	(°FDB)	TC	SHC	IP	TC	SHC	IP	TC	SHC	IP	TC	SHC	IP	TC	SHC	IP	TC	SHC	IP
	14	9.71	7.59	0.41	10.98	7.58	0.42	11.57	8.37	0.42	12.39	8.78	0.43	13.25	8.98	0.43	13.66	9.98	0.43
	23	9.31	7.41	0.46	10.52	7.40	0.47	11.09	8.16	0.48	11.87	8.56	0.48	12.69	8.76	0.49	13.09	9.74	0.49
	32	9.15	7.33	0.51	10.34	7.32	0.52	10.90	8.08	0.53	11.67	8.48	0.53	12.47	8.67	0.54	12.86	9.64	0.54
	41	9.07	7.29	0.53	10.25	7.29	0.54	10.80	8.04	0.54	11.57	8.43	0.55	12.36	8.63	0.55	12.74	9.59	0.56
	50	9.15	7.33	0.53	10.34	7.32	0.54	10.90	8.08	0.55	11.67	8.48	0.55	12.47	8.67	0.56	12.86	9.64	0.56
	59	8.91	7.22	0.55	10.06	7.21	0.56	10.61	7.95	0.57	11.36	8.35	0.57	12.14	8.54	0.58	12.52	9.49	0.58
	67	11.07	8.23	0.81	12.51	8.22	0.82	13.19	9.06	0.83	14.12	9.51	0.84	15.10	9.73	0.85	15.56	10.81	0.85
	77	10.62	8.00	0.83	12.00	7.99	0.84	12.65	8.81	0.85	13.55	9.24	0.86	14.48	9.46	0.87	14.93	10.51	0.87
	87	9.97	7.67	0.92	11.26	7.66	0.93	11.87	8.45	0.94	12.71	8.87	0.95	13.59	9.08	0.96	14.01	10.09	0.97
	95	10.32	7.86	1.14	11.66	7.85	1.16	12.29	8.66	1.17	13.16	9.09	1.19	14.07	9.30	1.20	14.50	10.34	1.21
	104	9.78	7.62	1.27	11.06	7.61	1.29	11.65	8.40	1.30	12.48	8.81	1.32	13.34	9.02	1.33	13.75	10.02	1.34
	115	8.99	7.32	1.44	10.16	7.31	1.47	10.71	8.07	1.48	11.47	8.46	1.49	12.26	8.66	1.51	12.64	9.62	1.52

TC : Total Capacity (kBtu/h) SHC : Sensible Heat Capacity (kBtu/h) IP : Input Power (kW)

		Indoor temperature																	
		17.8°CDB			21.1°CDB			23.9°CDB			26.7°CDB			29.4°CDB			32.2°CDB		
		12.2°CWB			15.6°CWB			17.2°CWB			19.4°CWB			21.7°CWB			22.8°CWB		
Outdoor temperature	(°CDB)	TC	SHC	IP	TC	SHC	IP	TC	SHC	IP	TC	SHC	IP	TC	SHC	IP	TC	SHC	IP
	-10.0	2.85	2.23	0.41	3.22	2.22	0.42	3.39	2.45	0.42	3.63	2.57	0.43	3.88	2.63	0.43	4.00	2.93	0.43
	-5.0	2.73	2.17	0.46	3.08	2.17	0.47	3.25	2.39	0.48	3.48	2.51	0.48	3.72	2.57	0.49	3.84	2.85	0.49
	0.0	2.68	2.15	0.51	3.03	2.15	0.52	3.19	2.37	0.53	3.42	2.48	0.53	3.66	2.54	0.54	3.77	2.83	0.54
	5.0	2.66	2.14	0.53	3.00	2.14	0.54	3.17	2.36	0.54	3.39	2.47	0.55	3.62	2.53	0.55	3.74	2.81	0.56
	10.0	2.68	2.15	0.53	3.03	2.15	0.54	3.19	2.37	0.55	3.42	2.48	0.55	3.66	2.54	0.56	3.77	2.83	0.56
	15.0	2.61	2.12	0.55	2.95	2.11	0.56	3.11	2.33	0.57	3.33	2.45	0.57	3.56	2.50	0.58	3.67	2.78	0.58
	19.4	3.25	2.41	0.81	3.67	2.41	0.82	3.87	2.66	0.83	4.14	2.79	0.84	4.42	2.85	0.85	4.56	3.17	0.85
	25.0	3.11	2.34	0.83	3.52	2.34	0.84	3.71	2.58	0.85	3.97	2.71	0.86	4.24	2.77	0.87	4.38	3.08	0.87
	30.6	2.92	2.25	0.92	3.30	2.25	0.93	3.48	2.48	0.94	3.73	2.60	0.95	3.98	2.66	0.96	4.11	2.96	0.97
	35.0	3.02	2.30	1.14	3.42	2.30	1.16	3.60	2.54	1.17	3.86	2.66	1.19	4.12	2.73	1.20	4.25	3.03	1.21
	40.0	2.87	2.23	1.27	3.24	2.23	1.29	3.42	2.46	1.30	3.66	2.58	1.32	3.91	2.64	1.33	4.03	2.94	1.34
	46.1	2.63	2.15	1.44	2.98	2.14	1.47	3.14	2.36	1.48	3.36	2.48	1.49	3.59	2.54	1.51	3.70	2.82	1.52

TC : Total Capacity (kW) SHC : Sensible Heat Capacity (kW) IP : Input Power (kW)

OUTDOOR UNIT
AOU18RLXFZ

● Indoor unit : 7,000Btu + 7,000Btu

		Indoor temperature																	
		64 °FDB			70 °FDB			75 °FDB			80 °FDB			85 °FDB			90 °FDB		
		54 °FWB			60 °FWB			63 °FWB			67 °FWB			71 °FWB			73 °FWB		
Outdoor temperature	(°FDB)	TC	SHC	IP	TC	SHC	IP	TC	SHC	IP	TC	SHC	IP	TC	SHC	IP	TC	SHC	IP
	14	12.74	10.15	0.56	14.40	10.14	0.57	15.18	11.18	0.57	16.25	11.73	0.58	17.38	12.00	0.59	17.91	13.34	0.59
	23	12.21	9.90	0.63	13.80	9.89	0.64	14.55	10.91	0.65	15.58	11.45	0.66	16.65	11.71	0.66	17.17	13.02	0.67
	32	12.00	9.80	0.70	13.56	9.79	0.71	14.30	10.80	0.72	15.31	11.33	0.72	16.36	11.59	0.73	16.87	12.88	0.74
	41	11.89	9.75	0.72	13.44	9.74	0.73	14.17	10.74	0.73	15.17	11.27	0.74	16.22	11.53	0.75	16.72	12.82	0.75
	50	12.00	9.80	0.72	13.56	9.79	0.74	14.30	10.80	0.74	15.31	11.33	0.75	16.36	11.59	0.76	16.87	12.88	0.76
	59	11.68	9.65	0.75	13.20	9.64	0.77	13.92	10.63	0.77	14.90	11.16	0.78	15.93	11.41	0.79	16.42	12.68	0.79
	67	14.52	10.99	1.10	16.41	10.98	1.12	17.30	12.11	1.13	18.53	12.71	1.14	19.80	13.00	1.16	20.42	14.45	1.16
	77	13.93	10.69	1.13	15.74	10.67	1.15	16.60	11.77	1.16	17.77	12.35	1.17	19.00	12.64	1.18	19.58	14.05	1.19
	87	13.07	10.26	1.25	14.77	10.24	1.27	15.57	11.30	1.28	16.68	11.86	1.30	17.83	12.13	1.31	18.38	13.48	1.32
	95	13.64	10.56	1.58	15.42	10.54	1.61	16.25	11.63	1.62	17.40	12.21	1.64	18.60	12.49	1.66	19.17	13.88	1.67
	104	12.93	10.24	1.75	14.61	10.22	1.79	15.41	11.28	1.80	16.50	11.83	1.82	17.63	12.11	1.84	18.18	13.46	1.85
	115	11.88	9.83	2.08	13.43	9.82	2.12	14.16	10.83	2.13	15.16	11.36	2.15	16.20	11.63	2.15	16.71	12.92	2.15

TC : Total Capacity (kBtu/h) SHC : Sensible Heat Capacity (kBtu/h) IP : Input Power (kW)

		Indoor temperature																	
		17.8°CDB			21.1°CDB			23.9°CDB			26.7°CDB			29.4°CDB			32.2°CDB		
		12.2°CWB			15.6°CWB			17.2°CWB			19.4°CWB			21.7°CWB			22.8°CWB		
Outdoor temperature	(°CDB)	TC	SHC	IP	TC	SHC	IP	TC	SHC	IP	TC	SHC	IP	TC	SHC	IP	TC	SHC	IP
	-10.0	3.73	2.97	0.56	4.22	2.97	0.57	4.45	3.28	0.57	4.76	3.44	0.58	5.09	3.52	0.59	5.25	3.91	0.59
	-5.0	3.58	2.90	0.63	4.04	2.90	0.64	4.26	3.20	0.65	4.57	3.35	0.66	4.88	3.43	0.66	5.03	3.81	0.67
	0.0	3.52	2.87	0.70	3.97	2.87	0.71	4.19	3.16	0.72	4.49	3.32	0.72	4.80	3.40	0.73	4.94	3.78	0.74
	5.0	3.49	2.86	0.72	3.94	2.85	0.73	4.15	3.15	0.73	4.45	3.30	0.74	4.75	3.38	0.75	4.90	3.76	0.75
	10.0	3.52	2.87	0.72	3.97	2.87	0.74	4.19	3.16	0.74	4.49	3.32	0.75	4.80	3.40	0.76	4.94	3.78	0.76
	15.0	3.42	2.83	0.75	3.87	2.82	0.77	4.08	3.12	0.77	4.37	3.27	0.78	4.67	3.35	0.79	4.81	3.72	0.79
	19.4	4.26	3.22	1.10	4.81	3.22	1.12	5.07	3.55	1.13	5.43	3.73	1.14	5.80	3.81	1.16	5.98	4.24	1.16
	25.0	4.08	3.13	1.13	4.61	3.13	1.15	4.86	3.45	1.16	5.21	3.62	1.17	5.57	3.70	1.18	5.74	4.12	1.19
	30.6	3.83	3.01	1.25	4.33	3.00	1.27	4.56	3.31	1.28	4.89	3.48	1.30	5.22	3.56	1.31	5.39	3.95	1.32
	35.0	4.00	3.09	1.58	4.52	3.09	1.61	4.76	3.41	1.62	5.10	3.58	1.64	5.45	3.66	1.66	5.62	4.07	1.67
	40.0	3.79	3.00	1.75	4.28	3.00	1.79	4.52	3.30	1.80	4.83	3.47	1.82	5.17	3.55	1.84	5.33	3.94	1.85
	46.1	3.48	2.88	2.08	3.94	2.88	2.12	4.15	3.17	2.13	4.44	3.33	2.15	4.75	3.41	2.15	4.90	3.79	2.15

TC : Total Capacity (kW) SHC : Sensible Heat Capacity (kW) IP : Input Power (kW)

● Indoor unit : 7,000Btu + 9,000Btu

		Indoor temperature																	
		64 °FDB			70 °FDB			75 °FDB			80 °FDB			85 °FDB			90 °FDB		
		54 °FWB			60 °FWB			63 °FWB			67 °FWB			71 °FWB			73 °FWB		
Outdoor temperature	(°FDB)	TC	SHC	IP	TC	SHC	IP	TC	SHC	IP	TC	SHC	IP	TC	SHC	IP	TC	SHC	IP
	14	14.66	11.33	0.65	16.57	11.32	0.66	17.47	12.48	0.66	18.70	13.10	0.67	19.99	13.40	0.68	20.61	14.89	0.68
	23	14.05	11.05	0.73	15.88	11.04	0.75	16.74	12.18	0.75	17.92	12.78	0.76	19.16	13.08	0.77	19.75	14.53	0.77
	32	13.81	10.94	0.81	15.60	10.93	0.82	16.45	12.06	0.83	17.61	12.65	0.84	18.82	12.94	0.85	19.40	14.38	0.85
	41	13.68	10.89	0.83	15.46	10.87	0.85	16.30	11.99	0.85	17.45	12.59	0.86	18.66	12.88	0.87	19.23	14.31	0.88
	50	13.81	10.94	0.84	15.60	10.93	0.86	16.45	12.06	0.86	17.61	12.65	0.87	18.82	12.94	0.88	19.40	14.38	0.89
	59	13.44	10.77	0.87	15.19	10.76	0.89	16.01	11.87	0.90	17.14	12.45	0.91	18.32	12.74	0.92	18.89	14.16	0.92
	67	15.48	11.74	1.09	17.49	11.73	1.11	18.44	12.94	1.11	19.74	13.58	1.13	21.11	13.89	1.14	21.76	15.44	1.15
	77	14.85	11.41	1.11	16.78	11.40	1.13	17.69	12.57	1.14	18.94	13.20	1.15	20.24	13.50	1.17	20.87	15.00	1.17
	87	13.93	10.95	1.23	15.75	10.94	1.26	16.60	12.07	1.27	17.77	12.66	1.28	19.00	12.96	1.29	19.58	14.40	1.30
	95	15.52	11.71	1.79	17.54	11.70	1.82	18.49	12.90	1.84	19.80	13.54	1.86	21.17	13.85	1.88	21.82	15.40	1.89
	104	14.75	11.37	1.99	16.67	11.36	2.03	17.58	12.53	2.04	18.82	13.15	2.06	20.12	13.45	2.09	20.74	14.95	2.10
	115	12.07	10.38	1.86	13.64	10.37	1.90	14.38	11.44	1.91	15.40	12.00	1.93	16.46	12.28	1.95	16.97	13.65	1.96

TC : Total Capacity (kBtu/h) SHC : Sensible Heat Capacity (kBtu/h) IP : Input Power (kW)

		Indoor temperature																	
		17.8°CDB			21.1°CDB			23.9°CDB			26.7°CDB			29.4°CDB			32.2°CDB		
		12.2°CWB			15.6°CWB			17.2°CWB			19.4°CWB			21.7°CWB			22.8°CWB		
Outdoor temperature	(°CDB)	TC	SHC	IP	TC	SHC	IP	TC	SHC	IP	TC	SHC	IP	TC	SHC	IP	TC	SHC	IP
	-10.0	4.30	3.32	0.65	4.86	3.32	0.66	5.12	3.66	0.66	5.48	3.84	0.67	5.86	3.93	0.68	6.04	4.37	0.68
	-5.0	4.12	3.24	0.73	4.65	3.24	0.75	4.91	3.57	0.75	5.25	3.75	0.76	5.61	3.83	0.77	5.79	4.26	0.77
	0.0	4.05	3.21	0.81	4.57	3.20	0.82	4.82	3.53	0.83	5.16	3.71	0.84	5.52	3.79	0.85	5.69	4.22	0.85
	5.0	4.01	3.19	0.83	4.53	3.19	0.85	4.78	3.52	0.85	5.12	3.69	0.86	5.47	3.77	0.87	5.64	4.19	0.88
	10.0	4.05	3.21	0.84	4.57	3.20	0.86	4.82	3.53	0.86	5.16	3.71	0.87	5.52	3.79	0.88	5.69	4.22	0.89
	15.0	3.94	3.16	0.87	4.45	3.15	0.89	4.69	3.48	0.90	5.02	3.65	0.91	5.37	3.73	0.92	5.54	4.15	0.92
	19.4	4.54	3.44	1.09	5.13	3.44	1.11	5.40	3.79	1.11	5.79	3.98	1.13	6.19	4.07	1.14	6.38	4.52	1.15
	25.0	4.35	3.35	1.11	4.92	3.34	1.13	5.18	3.69	1.14	5.55	3.87	1.15	5.93	3.96	1.17	6.12	4.40	1.17
	30.6	4.08	3.21	1.23	4.61	3.21	1.26	4.86	3.54	1.27	5.21	3.71	1.28	5.57	3.80	1.29	5.74	4.22	1.30
	35.0	4.55	3.43	1.79	5.14	3.43	1.82	5.42	3.78	1.84	5.80	3.97	1.86	6.20	4.06	1.88	6.39	4.51	1.89
	40.0	4.32	3.33	1.99	4.89	3.33	2.03	5.15	3.67	2.04	5.52	3.85	2.06	5.90	3.94	2.09	6.08	4.38	2.10
	46.1	3.54	3.04	1.86	4.00	3.04	1.90	4.22	3.35	1.91	4.51	3.52	1.93	4.82	3.60	1.95	4.97	4.00	1.96

TC : Total Capacity (kW) SHC : Sensible Heat Capacity (kW) IP : Input Power (kW)

OUTDOOR UNIT
AOU18RLXFZ

● Indoor unit : 7,000Btu + 12,000Btu

		Indoor temperature																	
		64 °FDB			70 °FDB			75 °FDB			80 °FDB			85 °FDB			90 °FDB		
		54 °FWB			60 °FWB			63 °FWB			67 °FWB			71 °FWB			73 °FWB		
Outdoor temperature	(°FDB)	TC	SHC	IP	TC	SHC	IP	TC	SHC	IP	TC	SHC	IP	TC	SHC	IP	TC	SHC	IP
	14	15.12	11.76	0.69	17.08	11.74	0.70	18.01	12.95	0.71	19.28	13.59	0.72	20.61	13.90	0.73	21.25	15.45	0.73
	23	14.49	11.47	0.78	16.37	11.45	0.80	17.26	12.64	0.80	18.48	13.26	0.81	19.75	13.57	0.82	20.36	15.08	0.83
	32	14.24	11.35	0.86	16.09	11.34	0.88	16.96	12.51	0.89	18.16	13.12	0.90	19.41	13.43	0.91	20.01	14.92	0.91
	41	14.11	11.29	0.89	15.95	11.28	0.90	16.81	12.44	0.91	18.00	13.06	0.92	19.24	13.36	0.93	19.83	14.85	0.94
	50	14.24	11.35	0.90	16.09	11.34	0.92	16.96	12.51	0.92	18.16	13.12	0.93	19.41	13.43	0.94	20.01	14.92	0.95
	59	14.22	11.35	0.99	16.07	11.33	1.00	16.94	12.50	1.01	18.14	13.12	1.02	19.39	13.42	1.04	19.99	14.92	1.04
	67	17.63	12.90	1.43	19.92	12.89	1.46	21.00	14.22	1.47	22.48	14.92	1.49	24.03	15.26	1.50	24.78	16.96	1.51
	77	16.91	12.54	1.47	19.11	12.53	1.49	20.14	13.82	1.50	21.56	14.50	1.52	23.05	14.84	1.54	23.76	16.49	1.55
	87	15.87	12.04	1.63	17.93	12.02	1.66	18.90	13.26	1.67	20.24	13.92	1.69	21.63	14.24	1.71	22.30	15.83	1.72
	95	16.46	12.35	2.03	18.61	12.34	2.07	19.61	13.61	2.09	21.00	14.28	2.11	22.45	14.61	2.13	23.14	16.24	2.15
	104	15.01	11.71	2.03	16.97	11.69	2.07	17.89	12.90	2.09	19.15	13.54	2.11	20.47	13.85	2.13	21.10	15.39	2.15
	115	12.17	10.68	1.86	13.76	10.67	1.89	14.50	11.77	1.90	15.53	12.35	1.93	16.60	12.64	1.95	17.11	14.05	1.96

TC : Total Capacity (kBtu/h) SHC : Sensible Heat Capacity (kBtu/h) IP : Input Power (kW)

		Indoor temperature																	
		17.8°CDB			21.1°CDB			23.9°CDB			26.7°CDB			29.4°CDB			32.2°CDB		
		12.2°CWB			15.6°CWB			17.2°CWB			19.4°CWB			21.7°CWB			22.8°CWB		
Outdoor temperature	(°CDB)	TC	SHC	IP	TC	SHC	IP	TC	SHC	IP	TC	SHC	IP	TC	SHC	IP	TC	SHC	IP
	-10.0	4.43	3.45	0.69	5.01	3.44	0.70	5.28	3.80	0.71	5.65	3.98	0.72	6.04	4.08	0.73	6.23	4.53	0.73
	-5.0	4.25	3.36	0.78	4.80	3.36	0.80	5.06	3.70	0.80	5.42	3.89	0.81	5.79	3.98	0.82	5.97	4.42	0.83
	0.0	4.17	3.33	0.86	4.72	3.32	0.88	4.97	3.67	0.89	5.32	3.85	0.90	5.69	3.94	0.91	5.86	4.37	0.91
	5.0	4.14	3.31	0.89	4.67	3.31	0.90	4.93	3.65	0.91	5.27	3.83	0.92	5.64	3.92	0.93	5.81	4.35	0.94
	10.0	4.17	3.33	0.90	4.72	3.32	0.92	4.97	3.67	0.92	5.32	3.85	0.93	5.69	3.94	0.94	5.86	4.37	0.95
	15.0	4.17	3.33	0.99	4.71	3.32	1.00	4.97	3.66	1.01	5.32	3.84	1.02	5.68	3.93	1.04	5.86	4.37	1.04
	19.4	5.17	3.78	1.43	5.84	3.78	1.46	6.15	4.17	1.47	6.59	4.37	1.49	7.04	4.47	1.50	7.26	4.97	1.51
	25.0	4.96	3.68	1.47	5.60	3.67	1.49	5.90	4.05	1.50	6.32	4.25	1.52	6.76	4.35	1.54	6.97	4.83	1.55
	30.6	4.65	3.53	1.63	5.26	3.52	1.66	5.54	3.89	1.67	5.93	4.08	1.69	6.34	4.17	1.71	6.54	4.64	1.72
	35.0	4.83	3.62	2.03	5.45	3.62	2.07	5.75	3.99	2.09	6.15	4.19	2.11	6.58	4.28	2.13	6.78	4.76	2.15
	40.0	4.40	3.43	2.03	4.97	3.43	2.07	5.24	3.78	2.09	5.61	3.97	2.11	6.00	4.06	2.13	6.19	4.51	2.15
	46.1	3.57	3.13	1.86	4.03	3.13	1.89	4.25	3.45	1.90	4.55	3.62	1.93	4.86	3.70	1.95	5.01	4.12	1.96

TC : Total Capacity (kW) SHC : Sensible Heat Capacity (kW) IP : Input Power (kW)

● Indoor unit : 9,000Btu + 9,000Btu

		Indoor temperature																	
		64 °FDB			70 °FDB			75 °FDB			80 °FDB			85 °FDB			90 °FDB		
		54 °FWB			60 °FWB			63 °FWB			67 °FWB			71 °FWB			73 °FWB		
Outdoor temperature	(°FDB)	TC	SHC	IP	TC	SHC	IP	TC	SHC	IP	TC	SHC	IP	TC	SHC	IP	TC	SHC	IP
	14	14.72	11.60	0.66	16.63	11.58	0.67	17.53	12.78	0.68	18.77	13.41	0.69	20.07	13.72	0.70	20.69	15.24	0.70
	23	14.10	11.31	0.75	15.94	11.30	0.76	16.80	12.46	0.77	17.99	13.08	0.78	19.23	13.38	0.79	19.82	14.87	0.79
	32	13.86	11.20	0.83	15.66	11.19	0.84	16.51	12.34	0.85	17.68	12.95	0.86	18.90	13.25	0.87	19.48	14.72	0.87
	41	13.74	11.14	0.85	15.52	11.13	0.87	16.36	12.27	0.87	17.52	12.88	0.88	18.73	13.18	0.89	19.31	14.65	0.90
	50	13.86	11.20	0.86	15.66	11.19	0.88	16.51	12.34	0.88	17.68	12.95	0.89	18.90	13.25	0.90	19.48	14.72	0.91
	59	14.22	11.37	1.00	16.07	11.35	1.02	16.94	12.52	1.03	18.14	13.14	1.04	19.39	13.45	1.05	19.99	14.94	1.06
	67	16.60	12.49	1.28	18.76	12.47	1.30	19.78	13.76	1.31	21.17	14.44	1.33	22.63	14.77	1.34	23.33	16.42	1.35
	77	15.92	12.14	1.31	17.99	12.12	1.33	18.97	13.37	1.34	20.31	14.03	1.36	21.71	14.36	1.37	22.38	15.96	1.38
	87	14.94	11.65	1.45	16.89	11.64	1.48	17.80	12.83	1.49	19.06	13.47	1.51	20.37	13.78	1.52	21.00	15.31	1.53
	95	16.46	12.38	2.06	18.61	12.36	2.10	19.61	13.63	2.12	21.00	14.31	2.14	22.45	14.64	2.15	23.14	16.27	2.15
	104	14.91	11.69	2.06	16.85	11.67	2.10	17.77	12.87	2.12	19.02	13.51	2.14	20.33	13.82	2.15	20.96	15.36	2.15
	115	12.04	10.65	1.88	13.60	10.64	1.92	14.34	11.73	1.93	15.35	12.31	1.95	16.41	12.60	1.98	16.92	14.00	1.99

TC : Total Capacity (kBtu/h) SHC : Sensible Heat Capacity (kBtu/h) IP : Input Power (kW)

		Indoor temperature																	
		17.8°CDB			21.1°CDB			23.9°CDB			26.7°CDB			29.4°CDB			32.2°CDB		
		12.2°CWB			15.6°CWB			17.2°CWB			19.4°CWB			21.7°CWB			22.8°CWB		
Outdoor temperature	(°CDB)	TC	SHC	IP	TC	SHC	IP	TC	SHC	IP	TC	SHC	IP	TC	SHC	IP	TC	SHC	IP
	-10.0	4.31	3.40	0.66	4.87	3.39	0.67	5.14	3.74	0.68	5.50	3.93	0.69	5.88	4.02	0.70	6.06	4.47	0.70
	-5.0	4.13	3.32	0.75	4.67	3.31	0.76	4.92	3.65	0.77	5.27	3.83	0.78	5.64	3.92	0.79	5.81	4.36	0.79
	0.0	4.06	3.28	0.83	4.59	3.28	0.84	4.84	3.62	0.85	5.18	3.79	0.86	5.54	3.88	0.87	5.71	4.31	0.87
	5.0	4.03	3.27	0.85	4.55	3.26	0.87	4.80	3.60	0.87	5.13	3.78	0.88	5.49	3.86	0.89	5.66	4.29	0.90
	10.0	4.06	3.28	0.86	4.59	3.28	0.88	4.84	3.62	0.88	5.18	3.79	0.89	5.54	3.88	0.90	5.71	4.31	0.91
	15.0	4.17	3.33	1.00	4.71	3.33	1.02	4.97	3.67	1.03	5.32	3.85	1.04	5.68	3.94	1.05	5.86	4.38	1.06
	19.4	4.87	3.66	1.28	5.50	3.66	1.30	5.80	4.03	1.31	6.21	4.23	1.33	6.63	4.33	1.34	6.84	4.81	1.35
	25.0	4.67	3.56	1.31	5.27	3.55	1.33	5.56	3.92	1.34	5.95	4.11	1.36	6.36	4.21	1.37	6.56	4.68	1.38
	30.6	4.38	3.41	1.45	4.95	3.41	1.48	5.22	3.76	1.49	5.59	3.95	1.51	5.97	4.04	1.52	6.16	4.49	1.53
	35.0	4.83	3.63	2.06	5.45	3.62	2.10	5.75	4.00	2.12	6.15	4.19	2.14	6.58	4.29	2.15	6.78	4.77	2.15
	40.0	4.37	3.42	2.06	4.94	3.42	2.10	5.21	3.77	2.12	5.57	3.96	2.14	5.96	4.05	2.15	6.14	4.50	2.15
	46.1	3.53	3.12	1.88	3.99	3.12	1.92	4.20	3.44	1.93	4.50	3.61	1.95	4.81	3.69	1.98	4.96	4.10	1.99

TC : Total Capacity (kW) SHC : Sensible Heat Capacity (kW) IP : Input Power (kW)

OUTDOOR UNIT
AOU18RLXFZ

● Indoor unit : 9,000Btu + 12,000Btu

		Indoor temperature																	
		64 °FDB			70 °FDB			75 °FDB			80 °FDB			85 °FDB			90 °FDB		
		54 °FWB			60 °FWB			63 °FWB			67 °FWB			71 °FWB			73 °FWB		
Outdoor temperature	(°FDB)	TC	SHC	IP	TC	SHC	IP	TC	SHC	IP	TC	SHC	IP	TC	SHC	IP	TC	SHC	IP
	14	15.31	12.02	0.72	17.31	12.00	0.73	18.24	13.24	0.74	19.53	13.89	0.75	20.88	14.22	0.76	21.52	15.80	0.76
	23	14.68	11.72	0.82	16.58	11.71	0.83	17.48	12.92	0.84	18.72	13.55	0.85	20.01	13.87	0.86	20.63	15.41	0.86
	32	14.42	11.61	0.90	16.30	11.59	0.92	17.18	12.79	0.92	18.39	13.42	0.93	19.66	13.73	0.95	20.27	15.26	0.95
	41	14.29	11.55	0.93	16.15	11.53	0.94	17.03	12.72	0.95	18.23	13.35	0.96	19.49	13.66	0.97	20.09	15.18	0.98
	50	14.42	11.61	0.94	16.30	11.59	0.95	17.18	12.79	0.96	18.39	13.42	0.97	19.66	13.73	0.98	20.27	15.26	0.99
	59	14.91	11.84	1.11	16.85	11.82	1.13	17.77	13.04	1.14	19.02	13.68	1.15	20.34	14.00	1.16	20.96	15.56	1.17
	67	18.38	13.42	1.59	20.77	13.40	1.62	21.90	14.78	1.63	23.45	15.51	1.65	25.06	15.87	1.67	25.84	17.64	1.68
	77	17.63	13.04	1.63	19.93	13.03	1.65	21.00	14.37	1.67	22.49	15.08	1.69	24.04	15.43	1.71	24.78	17.14	1.71
	87	16.55	12.52	1.80	18.70	12.50	1.84	19.71	13.79	1.85	21.10	14.47	1.87	22.56	14.81	1.89	23.26	16.45	1.90
	95	16.46	12.53	2.06	18.61	12.52	2.10	19.61	13.81	2.12	21.00	14.49	2.14	22.45	14.83	2.15	23.14	16.48	2.15
	104	14.76	11.76	2.02	16.68	11.75	2.06	17.58	12.96	2.08	18.83	13.60	2.10	20.12	13.91	2.12	20.75	15.46	2.14
	115	11.99	10.76	1.88	13.55	10.75	1.92	14.28	11.86	1.93	15.29	12.44	1.95	16.35	12.73	1.98	16.85	14.15	1.99

TC : Total Capacity (kBtu/h) SHC : Sensible Heat Capacity (kBtu/h) IP : Input Power (kW)

		Indoor temperature																	
		17.8°CDB			21.1°CDB			23.9°CDB			26.7°CDB			29.4°CDB			32.2°CDB		
		12.2°CWB			15.6°CWB			17.2°CWB			19.4°CWB			21.7°CWB			22.8°CWB		
Outdoor temperature	(°CDB)	TC	SHC	IP	TC	SHC	IP	TC	SHC	IP	TC	SHC	IP	TC	SHC	IP	TC	SHC	IP
	-10.0	4.49	3.52	0.72	5.07	3.52	0.73	5.35	3.88	0.74	5.72	4.07	0.75	6.12	4.17	0.76	6.31	4.63	0.76
	-5.0	4.30	3.44	0.82	4.86	3.43	0.83	5.12	3.79	0.84	5.49	3.97	0.85	5.86	4.06	0.86	6.05	4.52	0.86
	0.0	4.23	3.40	0.90	4.78	3.40	0.92	5.03	3.75	0.92	5.39	3.93	0.93	5.76	4.02	0.95	5.94	4.47	0.95
	5.0	4.19	3.38	0.93	4.73	3.38	0.94	4.99	3.73	0.95	5.34	3.91	0.96	5.71	4.00	0.97	5.89	4.45	0.98
	10.0	4.23	3.40	0.94	4.78	3.40	0.95	5.03	3.75	0.96	5.39	3.93	0.97	5.76	4.02	0.98	5.94	4.47	0.99
	15.0	4.37	3.47	1.11	4.94	3.46	1.13	5.21	3.82	1.14	5.58	4.01	1.15	5.96	4.10	1.16	6.14	4.56	1.17
	19.4	5.39	3.93	1.59	6.09	3.93	1.62	6.42	4.33	1.63	6.87	4.55	1.65	7.35	4.65	1.67	7.57	5.17	1.68
	25.0	5.17	3.82	1.63	5.84	3.82	1.65	6.16	4.21	1.67	6.59	4.42	1.69	7.05	4.52	1.71	7.26	5.02	1.71
	30.6	4.85	3.67	1.80	5.48	3.66	1.84	5.78	4.04	1.85	6.19	4.24	1.87	6.61	4.34	1.89	6.82	4.82	1.90
	35.0	4.83	3.67	2.06	5.45	3.67	2.10	5.75	4.05	2.12	6.15	4.25	2.14	6.58	4.35	2.15	6.78	4.83	2.15
	40.0	4.33	3.45	2.02	4.89	3.44	2.06	5.15	3.80	2.08	5.52	3.99	2.10	5.90	4.08	2.12	6.08	4.53	2.14
	46.1	3.51	3.15	1.88	3.97	3.15	1.92	4.19	3.48	1.93	4.48	3.65	1.95	4.79	3.73	1.98	4.94	4.15	1.99

TC : Total Capacity (kW) SHC : Sensible Heat Capacity (kW) IP : Input Power (kW)

5-3. HEATING CAPACITY

This table is created using the maximum capacity.

■ MODEL: AOU18RLXFZ

● Indoor unit : 7,000Btu

			Indoor temperature									
			60°FDB		65°FDB		70°FDB		75°FDB		78°FDB	
Outdoor temperature	(°FDB)	(°FWB)	TC	IP	TC	IP	TC	IP	TC	IP	TC	IP
	5	3	8.16	1.06	7.90	1.09	7.64	1.12	7.37	1.15	7.21	1.17
	14	12	9.31	1.13	9.02	1.17	8.71	1.20	8.41	1.23	8.22	1.25
	23	19	9.73	1.08	9.42	1.11	9.10	1.15	8.78	1.18	8.59	1.20
	32	28	10.16	1.03	9.83	1.06	9.50	1.09	9.17	1.12	8.97	1.13
	41	37	11.45	0.96	11.08	0.99	10.71	1.01	10.34	1.04	10.11	1.06
	47	43	12.21	0.96	11.82	0.99	11.42	1.02	11.02	1.05	10.78	1.07
	50	47	12.30	1.00	11.91	1.03	11.51	1.06	11.10	1.09	10.86	1.11
	59	50	12.42	0.96	12.03	0.99	11.62	1.02	11.21	1.04	10.97	1.06
	68	59	12.18	0.76	11.79	0.78	11.39	0.80	10.99	0.83	10.75	0.84
	75	65	10.96	0.57	10.61	0.59	10.25	0.61	9.90	0.62	9.68	0.63

TC : Total Capacity (kBtu/h) IP : Input Power (kW)

			Indoor temperature									
			15.6°CDB		18.3°CDB		21.1°CDB		23.9°CDB		25.6°CDB	
Outdoor temperature	(°CDB)	(°CWB)	TC	IP	TC	IP	TC	IP	TC	IP	TC	IP
	-15.0	-16.1	2.39	1.06	2.32	1.09	2.24	1.12	2.16	1.15	2.11	1.17
	-10.0	-11.1	2.73	1.13	2.64	1.17	2.55	1.20	2.46	1.23	2.41	1.25
	-5.0	-7.2	2.85	1.08	2.76	1.11	2.67	1.15	2.57	1.18	2.52	1.20
	0.0	-2.2	2.98	1.03	2.88	1.06	2.78	1.09	2.69	1.12	2.63	1.13
	5.0	2.8	3.35	0.96	3.25	0.99	3.14	1.01	3.03	1.04	2.96	1.06
	8.3	6.1	3.58	0.96	3.46	0.99	3.35	1.02	3.23	1.05	3.16	1.07
	10.0	8.3	3.60	1.00	3.49	1.03	3.37	1.06	3.25	1.09	3.18	1.11
	15.0	10.0	3.64	0.96	3.53	0.99	3.41	1.02	3.29	1.04	3.21	1.06
	20.0	15.0	3.57	0.76	3.46	0.78	3.34	0.80	3.22	0.83	3.15	0.84
	23.9	18.3	3.21	0.57	3.11	0.59	3.01	0.61	2.90	0.62	2.84	0.63

TC : Total Capacity (kW) IP : Input Power (kW)

● Indoor unit : 9,000Btu

			Indoor temperature									
			60°FDB		65°FDB		70°FDB		75°FDB		78°FDB	
Outdoor temperature	(°FDB)	(°FWB)	TC	IP	TC	IP	TC	IP	TC	IP	TC	IP
	5	3	10.98	1.31	10.63	1.35	10.27	1.39	9.91	1.43	9.70	1.45
	14	12	12.49	1.41	12.10	1.45	11.69	1.49	11.28	1.54	11.03	1.56
	23	19	13.18	1.37	12.77	1.41	12.33	1.45	11.90	1.49	11.64	1.51
	32	28	13.95	1.32	13.51	1.36	13.05	1.40	12.60	1.44	12.32	1.46
	41	37	15.80	1.27	15.30	1.31	14.78	1.34	14.27	1.38	13.95	1.41
	47	43	16.85	1.28	16.32	1.32	15.77	1.36	15.21	1.40	14.88	1.42
	50	47	16.98	1.30	16.44	1.33	15.88	1.37	15.33	1.41	14.99	1.43
	59	50	17.14	1.29	16.60	1.33	16.04	1.37	15.48	1.41	15.14	1.43
	68	59	16.81	0.98	16.28	1.01	15.73	1.04	15.18	1.07	14.84	1.08
	75	65	13.33	0.79	12.91	0.81	12.47	0.84	12.03	0.86	11.77	0.88

TC : Total Capacity (kBtu/h) IP : Input Power (kW)

			Indoor temperature									
			15.6°CDB		18.3°CDB		21.1°CDB		23.9°CDB		25.6°CDB	
Outdoor temperature	(°CDB)	(°CWB)	TC	IP	TC	IP	TC	IP	TC	IP	TC	IP
	-15.0	-16.1	3.22	1.31	3.12	1.35	3.01	1.39	2.91	1.43	2.84	1.45
	-10.0	-11.1	3.66	1.41	3.55	1.45	3.43	1.49	3.31	1.54	3.23	1.56
	-5.0	-7.2	3.86	1.37	3.74	1.41	3.61	1.45	3.49	1.49	3.41	1.51
	0.0	-2.2	4.09	1.32	3.96	1.36	3.83	1.40	3.69	1.44	3.61	1.46
	5.0	2.8	4.63	1.27	4.48	1.31	4.33	1.34	4.18	1.38	4.09	1.41
	8.3	6.1	4.94	1.28	4.78	1.32	4.62	1.36	4.46	1.40	4.36	1.42
	10.0	8.3	4.98	1.30	4.82	1.33	4.66	1.37	4.49	1.41	4.39	1.43
	15.0	10.0	5.02	1.29	4.87	1.33	4.70	1.37	4.54	1.41	4.44	1.43
	20.0	15.0	4.93	0.98	4.77	1.01	4.61	1.04	4.45	1.07	4.35	1.08
	23.9	18.3	3.91	0.79	3.78	0.81	3.65	0.84	3.53	0.86	3.45	0.88

TC : Total Capacity (kW) IP : Input Power (kW)

OUTDOOR UNIT
AOU18RLXFZ

OUTDOOR UNIT
AOU18RLXFZ

● Indoor unit : 12,000Btu

			Indoor temperature									
			60°FDB		65°FDB		70°FDB		75°FDB		78°FDB	
	(°FDB)	(°FWB)	TC	IP	TC	IP	TC	IP	TC	IP	TC	IP
Outdoor temperature	5	3	12.55	1.69	12.15	1.74	11.74	1.79	11.33	1.84	11.08	1.87
	14	12	14.28	1.81	13.83	1.86	13.36	1.92	12.89	1.97	12.61	2.00
	23	19	15.06	1.78	14.58	1.83	14.09	1.88	13.59	1.93	13.29	1.96
	32	28	15.94	1.69	15.44	1.74	14.92	1.79	14.40	1.84	14.08	1.87
	41	37	18.06	1.58	17.49	1.63	16.89	1.67	16.30	1.72	15.94	1.75
	47	43	19.26	1.60	18.65	1.64	18.02	1.69	17.39	1.74	17.00	1.76
	50	47	19.40	1.61	18.79	1.66	18.15	1.71	17.52	1.76	17.13	1.78
	59	50	19.59	1.62	18.97	1.66	18.33	1.71	17.69	1.76	17.30	1.79
	68	59	19.21	1.37	18.60	1.41	17.97	1.45	17.34	1.49	16.96	1.52
	75	65	16.21	0.95	15.70	0.98	15.16	1.00	14.63	1.03	14.31	1.05

TC : Total Capacity (kBtu/h) IP : Input Power (kW)

			Indoor temperature									
			15.6°CDB		18.3°CDB		21.1°CDB		23.9°CDB		25.6°CDB	
	(°CDB)	(°CWB)	TC	IP	TC	IP	TC	IP	TC	IP	TC	IP
Outdoor temperature	-15.0	-16.1	3.68	1.69	3.56	1.74	3.44	1.79	3.32	1.84	3.25	1.87
	-10.0	-11.1	4.18	1.81	4.05	1.86	3.92	1.92	3.78	1.97	3.70	2.00
	-5.0	-7.2	4.41	1.78	4.27	1.83	4.13	1.88	3.98	1.93	3.90	1.96
	0.0	-2.2	4.67	1.69	4.53	1.74	4.37	1.79	4.22	1.84	4.13	1.87
	5.0	2.8	5.29	1.58	5.12	1.63	4.95	1.67	4.78	1.72	4.67	1.75
	8.3	6.1	5.64	1.60	5.47	1.64	5.28	1.69	5.10	1.74	4.98	1.76
	10.0	8.3	5.69	1.61	5.51	1.66	5.32	1.71	5.13	1.76	5.02	1.78
	15.0	10.0	5.74	1.62	5.56	1.66	5.37	1.71	5.18	1.76	5.07	1.79
	20.0	15.0	5.63	1.37	5.45	1.41	5.27	1.45	5.08	1.49	4.97	1.52
	23.9	18.3	4.75	0.95	4.60	0.98	4.44	1.00	4.29	1.03	4.19	1.05

TC : Total Capacity (kW) IP : Input Power (kW)

OUTDOOR UNIT
AOU18RLXFZ

● Indoor unit : 7,000Btu + 7,000Btu

			Indoor temperature									
			60°FDB		65°FDB		70°FDB		75°FDB		78°FDB	
	(°FDB)	(°FWB)	TC	IP	TC	IP	TC	IP	TC	IP	TC	IP
Outdoor temperature	5	3	13.01	1.82	12.60	1.88	12.18	1.93	11.75	1.99	11.49	2.02
	14	12	14.68	1.94	14.22	1.99	13.74	2.05	13.26	2.11	12.97	2.14
	23	19	16.52	1.90	16.00	1.95	15.46	2.01	14.92	2.07	14.59	2.10
	32	28	18.62	1.84	18.04	1.90	17.43	1.95	16.82	2.01	16.45	2.04
	41	37	20.74	1.79	20.09	1.84	19.41	1.89	18.73	1.95	18.32	1.98
	47	43	22.12	1.86	21.42	1.91	20.70	1.97	19.98	2.03	19.54	2.06
	50	47	22.29	1.88	21.58	1.93	20.85	1.99	20.12	2.05	19.68	2.08
	59	50	22.51	1.90	21.80	1.95	21.06	2.01	20.32	2.07	19.88	2.10
	68	59	22.07	1.66	21.37	1.71	20.65	1.76	19.93	1.80	19.49	1.83
	75	65	20.19	1.11	19.55	1.14	18.89	1.17	18.23	1.20	17.83	1.22

TC : Total Capacity (kBtu/h) IP : Input Power (kW)

			Indoor temperature									
			15.6°CDB		18.3°CDB		21.1°CDB		23.9°CDB		25.6°CDB	
	(°CDB)	(°CWB)	TC	IP	TC	IP	TC	IP	TC	IP	TC	IP
Outdoor temperature	-15.0	-16.1	3.81	1.82	3.69	1.88	3.57	1.93	3.44	1.99	3.37	2.02
	-10.0	-11.1	4.30	1.94	4.17	1.99	4.03	2.05	3.89	2.11	3.80	2.14
	-5.0	-7.2	4.84	1.90	4.69	1.95	4.53	2.01	4.37	2.07	4.28	2.10
	0.0	-2.2	5.46	1.84	5.29	1.90	5.11	1.95	4.93	2.01	4.82	2.04
	5.0	2.8	6.08	1.79	5.89	1.84	5.69	1.89	5.49	1.95	5.37	1.98
	8.3	6.1	6.48	1.86	6.28	1.91	6.07	1.97	5.85	2.03	5.73	2.06
	10.0	8.3	6.53	1.88	6.33	1.93	6.11	1.99	5.90	2.05	5.77	2.08
	15.0	10.0	6.60	1.90	6.39	1.95	6.17	2.01	5.96	2.07	5.83	2.10
	20.0	15.0	6.47	1.66	6.26	1.71	6.05	1.76	5.84	1.80	5.71	1.83
	23.9	18.3	5.92	1.11	5.73	1.14	5.54	1.17	5.34	1.20	5.22	1.22

TC : Total Capacity (kW) IP : Input Power (kW)

● Indoor unit : 7,000Btu + 9,000Btu

			Indoor temperature									
			60°FDB		65°FDB		70°FDB		75°FDB		78°FDB	
	(°FDB)	(°FWB)	TC	IP	TC	IP	TC	IP	TC	IP	TC	IP
Outdoor temperature	5	3	13.25	1.77	12.84	1.82	12.40	1.88	11.97	1.93	11.70	1.96
	14	12	15.05	1.79	14.58	1.84	14.09	1.89	13.59	1.94	13.29	1.98
	23	19	16.93	1.79	16.39	1.84	15.84	1.89	15.28	1.94	14.95	1.98
	32	28	19.38	1.77	18.77	1.82	18.13	1.87	17.50	1.92	17.11	1.95
	41	37	21.95	1.74	21.25	1.79	20.53	1.84	19.82	1.90	19.38	1.93
	47	43	23.41	1.81	22.67	1.87	21.90	1.92	21.13	1.97	20.67	2.01
	50	47	23.58	1.79	22.84	1.84	22.06	1.89	21.29	1.94	20.82	1.98
	59	50	23.81	1.79	23.06	1.84	22.28	1.89	21.50	1.94	21.03	1.98
	68	59	23.35	1.62	22.61	1.66	21.84	1.71	21.08	1.76	20.62	1.79
	75	65	23.64	1.08	22.89	1.11	22.12	1.14	21.34	1.17	20.87	1.19

TC : Total Capacity (kBtu/h) IP : Input Power (kW)

			Indoor temperature									
			15.6°CDB		18.3°CDB		21.1°CDB		23.9°CDB		25.6°CDB	
	(°CDB)	(°CWB)	TC	IP	TC	IP	TC	IP	TC	IP	TC	IP
Outdoor temperature	-15.0	-16.1	3.88	1.77	3.76	1.82	3.63	1.88	3.51	1.93	3.43	1.96
	-10.0	-11.1	4.41	1.79	4.27	1.84	4.13	1.89	3.98	1.94	3.90	1.98
	-5.0	-7.2	4.96	1.79	4.80	1.84	4.64	1.89	4.48	1.94	4.38	1.98
	0.0	-2.2	5.68	1.77	5.50	1.82	5.31	1.87	5.13	1.92	5.02	1.95
	5.0	2.8	6.43	1.74	6.23	1.79	6.02	1.84	5.81	1.90	5.68	1.93
	8.3	6.1	6.86	1.81	6.64	1.87	6.42	1.92	6.19	1.97	6.06	2.01
	10.0	8.3	6.91	1.79	6.69	1.84	6.47	1.89	6.24	1.94	6.10	1.98
	15.0	10.0	6.98	1.79	6.76	1.84	6.53	1.89	6.30	1.94	6.16	1.98
	20.0	15.0	6.84	1.62	6.63	1.66	6.40	1.71	6.18	1.76	6.04	1.79
	23.9	18.3	6.93	1.08	6.71	1.11	6.48	1.14	6.26	1.17	6.12	1.19

TC : Total Capacity (kW) IP : Input Power (kW)

OUTDOOR UNIT
AOU18RLXFZ

● Indoor unit : 7,000Btu + 12,000Btu

			Indoor temperature									
			60°FDB		65°FDB		70°FDB		75°FDB		78°FDB	
	(°FDB)	(°FWB)	TC	IP	TC	IP	TC	IP	TC	IP	TC	IP
Outdoor temperature	5	3	15.02	1.95	14.54	2.00	14.05	2.06	13.56	2.12	13.26	2.15
	14	12	16.95	1.96	16.42	2.02	15.86	2.08	15.31	2.14	14.97	2.15
	23	19	18.86	1.96	18.26	2.02	17.65	2.08	17.03	2.14	16.65	2.15
	32	28	21.65	1.94	20.97	1.99	20.26	2.05	19.55	2.11	19.12	2.14
	41	37	24.45	1.91	23.68	1.96	22.88	2.02	22.08	2.07	21.59	2.11
	47	43	26.08	1.98	25.25	2.04	24.40	2.10	23.55	2.15	23.03	2.15
	50	47	26.27	1.96	25.44	2.02	24.58	2.08	23.72	2.14	23.20	2.15
	59	50	26.53	1.96	25.69	2.01	24.83	2.07	23.96	2.13	23.43	2.15
	68	59	26.01	1.57	25.19	1.62	24.34	1.66	23.49	1.71	22.97	1.74
	75	65	24.13	1.28	23.37	1.31	22.58	1.35	21.79	1.39	21.31	1.41

TC : Total Capacity (kBtu/h) IP : Input Power (kW)

			Indoor temperature									
			15.6°CDB		18.3°CDB		21.1°CDB		23.9°CDB		25.6°CDB	
	(°CDB)	(°CWB)	TC	IP	TC	IP	TC	IP	TC	IP	TC	IP
Outdoor temperature	-15.0	-16.1	4.40	1.95	4.26	2.00	4.12	2.06	3.97	2.12	3.89	2.15
	-10.0	-11.1	4.97	1.96	4.81	2.02	4.65	2.08	4.49	2.14	4.39	2.15
	-5.0	-7.2	5.53	1.96	5.35	2.02	5.17	2.08	4.99	2.14	4.88	2.15
	0.0	-2.2	6.35	1.94	6.14	1.99	5.94	2.05	5.73	2.11	5.60	2.14
	5.0	2.8	7.17	1.91	6.94	1.96	6.71	2.02	6.47	2.07	6.33	2.11
	8.3	6.1	7.64	1.98	7.40	2.04	7.15	2.10	6.90	2.15	6.75	2.15
	10.0	8.3	7.70	1.96	7.46	2.02	7.20	2.08	6.95	2.14	6.80	2.15
	15.0	10.0	7.78	1.96	7.53	2.01	7.28	2.07	7.02	2.13	6.87	2.15
	20.0	15.0	7.62	1.57	7.38	1.62	7.13	1.66	6.88	1.71	6.73	1.74
	23.9	18.3	7.07	1.28	6.85	1.31	6.62	1.35	6.39	1.39	6.25	1.41

TC : Total Capacity (kW) IP : Input Power (kW)

● Indoor unit : 9,000Btu + 9,000Btu

			Indoor temperature									
			60°FDB		65°FDB		70°FDB		75°FDB		78°FDB	
	(°FDB)	(°FWB)	TC	IP	TC	IP	TC	IP	TC	IP	TC	IP
Outdoor temperature	5	3	14.84	1.95	14.37	2.00	13.88	2.06	13.40	2.12	13.10	2.15
	14	12	16.75	1.96	16.22	2.02	15.67	2.08	15.12	2.14	14.79	2.15
	23	19	18.86	1.96	18.26	2.02	17.65	2.08	17.03	2.14	16.65	2.15
	32	28	21.59	1.94	20.91	1.99	20.20	2.05	19.49	2.11	19.06	2.14
	41	37	24.45	1.91	23.68	1.96	22.88	2.02	22.08	2.07	21.59	2.11
	47	43	26.08	1.98	25.25	2.04	24.40	2.10	23.55	2.15	23.03	2.15
	50	47	26.27	1.96	25.44	2.02	24.58	2.08	23.72	2.14	23.20	2.15
	59	50	26.53	1.96	25.69	2.02	24.83	2.08	23.96	2.14	23.43	2.15
	68	59	26.01	1.77	25.19	1.82	24.34	1.87	23.49	1.92	22.97	1.96
	75	65	24.13	1.18	23.37	1.21	22.58	1.25	21.79	1.28	21.31	1.30

TC : Total Capacity (kBtu/h) IP : Input Power (kW)

			Indoor temperature									
			15.6°CDB		18.3°CDB		21.1°CDB		23.9°CDB		25.6°CDB	
	(°CDB)	(°CWB)	TC	IP	TC	IP	TC	IP	TC	IP	TC	IP
Outdoor temperature	-15.0	-16.1	4.35	1.95	4.21	2.00	4.07	2.06	3.93	2.12	3.84	2.15
	-10.0	-11.1	4.91	1.96	4.75	2.02	4.59	2.08	4.43	2.14	4.34	2.15
	-5.0	-7.2	5.53	1.96	5.35	2.02	5.17	2.08	4.99	2.14	4.88	2.15
	0.0	-2.2	6.33	1.94	6.13	1.99	5.92	2.05	5.71	2.11	5.59	2.14
	5.0	2.8	7.17	1.91	6.94	1.96	6.71	2.02	6.47	2.07	6.33	2.11
	8.3	6.1	7.64	1.98	7.40	2.04	7.15	2.10	6.90	2.15	6.75	2.15
	10.0	8.3	7.70	1.96	7.46	2.02	7.20	2.08	6.95	2.14	6.80	2.15
	15.0	10.0	7.78	1.96	7.53	2.02	7.28	2.08	7.02	2.14	6.87	2.15
	20.0	15.0	7.62	1.77	7.38	1.82	7.13	1.87	6.88	1.92	6.73	1.96
	23.9	18.3	7.07	1.18	6.85	1.21	6.62	1.25	6.39	1.28	6.25	1.30

TC : Total Capacity (kW) IP : Input Power (kW)

OUTDOOR UNIT
AOU18RLXFZ

● Indoor unit : 9,000Btu + 12,000Btu

			Indoor temperature									
			60°FDB		65°FDB		70°FDB		75°FDB		78°FDB	
	(°FDB)	(°FWB)	TC	IP	TC	IP	TC	IP	TC	IP	TC	IP
Outdoor temperature	5	3	14.87	1.95	14.40	2.01	13.91	2.06	13.42	2.12	13.13	2.15
	14	12	16.78	1.97	16.25	2.03	15.70	2.09	15.15	2.15	14.82	2.15
	23	19	18.86	1.97	18.26	2.03	17.65	2.09	17.03	2.15	16.65	2.15
	32	28	21.59	1.94	20.91	2.00	20.20	2.05	19.49	2.11	19.06	2.15
	41	37	24.45	1.91	23.68	1.96	22.88	2.02	22.08	2.07	21.59	2.11
	47	43	26.08	1.98	25.25	2.04	24.40	2.10	23.55	2.15	23.03	2.15
	50	47	26.27	1.97	25.44	2.03	24.58	2.09	23.72	2.15	23.20	2.15
	59	50	26.53	1.96	25.69	2.02	24.83	2.07	23.96	2.13	23.43	2.15
	68	59	26.01	1.57	25.19	1.62	24.34	1.66	23.49	1.71	22.97	1.74
	75	65	24.12	1.28	23.36	1.31	22.57	1.35	21.78	1.39	21.30	1.41

TC : Total Capacity (kBtu/h) IP : Input Power (kW)

			Indoor temperature									
			15.6°CDB		18.3°CDB		21.1°CDB		23.9°CDB		25.6°CDB	
	(°CDB)	(°CWB)	TC	IP	TC	IP	TC	IP	TC	IP	TC	IP
Outdoor temperature	-15.0	-16.1	4.36	1.95	4.22	2.01	4.08	2.06	3.93	2.12	3.85	2.15
	-10.0	-11.1	4.92	1.97	4.76	2.03	4.60	2.09	4.44	2.15	4.34	2.15
	-5.0	-7.2	5.53	1.97	5.35	2.03	5.17	2.09	4.99	2.15	4.88	2.15
	0.0	-2.2	6.33	1.94	6.13	2.00	5.92	2.05	5.71	2.11	5.59	2.15
	5.0	2.8	7.17	1.91	6.94	1.96	6.71	2.02	6.47	2.07	6.33	2.11
	8.3	6.1	7.64	1.98	7.40	2.04	7.15	2.10	6.90	2.15	6.75	2.15
	10.0	8.3	7.70	1.97	7.46	2.03	7.20	2.09	6.95	2.15	6.80	2.15
	15.0	10.0	7.78	1.96	7.53	2.02	7.28	2.07	7.02	2.13	6.87	2.15
	20.0	15.0	7.62	1.57	7.38	1.62	7.13	1.66	6.88	1.71	6.73	1.74
	23.9	18.3	7.07	1.28	6.85	1.31	6.61	1.35	6.38	1.39	6.24	1.41

TC : Total Capacity (kW) IP : Input Power (kW)

6. CAPACITY COMPENSATION RATE FOR PIPE LENGTH AND HEIGHT DEFFERENCE

■ INDOOR UNIT: 7,000Btu (AOU18RLXFZ)

COOLING				Pipe length					
				5m	7.5m	10m	15m	20m	25m
				16ft.	25ft.	33ft.	49ft.	66ft.	82ft.
Height difference H	∗1 Indoor unit is higher than outdoor unit.	15m	49ft.	-	-	-	0.956	0.942	0.928
		10m	33ft.	-	-	0.977	0.963	0.950	0.936
		7.5m	25ft.	-	0.988	0.981	0.967	0.953	0.940
		5m	16ft.	0.995	0.992	0.985	0.971	0.957	0.943
		0m	0ft.	1.003	1.000	0.993	0.979	0.965	0.951
	∗2 Indoor unit is lower than outdoor unit	-5m	-16ft.	1.003	1.000	0.993	0.979	0.965	0.951
		-7.5m	-25ft.	-	1.000	0.993	0.979	0.965	0.951
		-10m	-33ft.	-	-	0.993	0.979	0.965	0.951
		-15m	-49ft.	-	-	-	0.979	0.965	0.951

HEATING				Pipe length					
				5m	7.5m	10m	15m	20m	25m
				16ft.	25ft.	33ft.	49ft.	66ft.	82ft.
Height difference H	∗1 Indoor unit is higher than outdoor unit.	15m	49ft.	-	-	-	0.977	0.958	0.939
		10m	33ft.	-	-	0.993	0.977	0.958	0.939
		7.5m	25ft.	-	1.000	0.993	0.977	0.958	0.939
		5m	16ft.	0.990	1.000	0.993	0.977	0.958	0.939
		0m	0ft.	0.990	1.000	0.993	0.977	0.958	0.939
	∗2 Indoor unit is lower than outdoor unit	-5m	-16ft.	0.985	0.995	0.988	0.972	0.953	0.934
		-7.5m	-25ft.	-	0.993	0.986	0.970	0.951	0.932
		-10m	-33ft.	-	-	0.983	0.967	0.948	0.930
		-15m	-49ft.	-	-	-	0.962	0.944	0.925

Height difference H

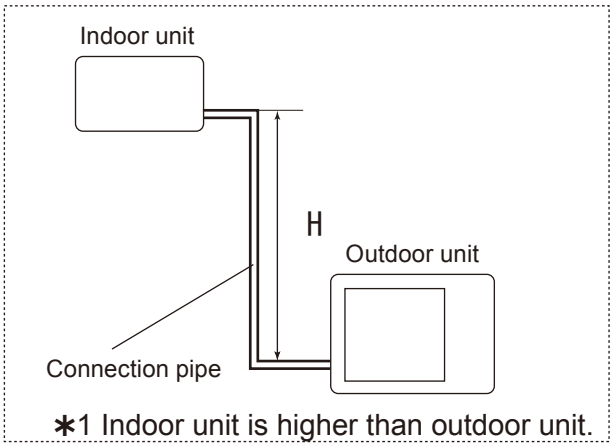

∗1 Indoor unit is higher than outdoor unit.

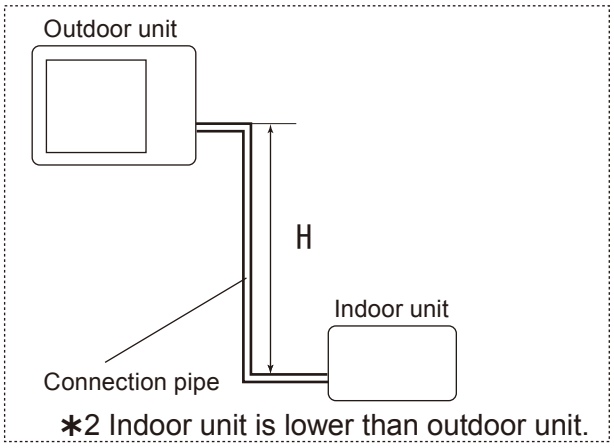

∗2 Indoor unit is lower than outdoor unit.

■ INDOOR UNIT: 9,000Btu (AOU18RLXFZ)

COOLING				Pipe length					
				5m	7.5m	10m	15m	20m	25m
				16ft.	25ft.	33ft.	49ft.	66ft.	82ft.
Height difference H	∗1 Indoor unit is higher than outdoor unit.	15m	49ft.	-	-	-	0.956	0.942	0.928
		10m	33ft.	-	-	0.977	0.963	0.950	0.936
		7.5m	25ft.	-	0.988	0.981	0.967	0.953	0.940
		5m	16ft.	0.999	0.992	0.985	0.971	0.957	0.943
		0m	0ft.	1.007	1.000	0.993	0.979	0.965	0.951
	∗2 Indoor unit is lower than outdoor unit	-5m	-16ft.	1.007	1.000	0.993	0.979	0.965	0.951
		-7.5m	-25ft.	-	1.000	0.993	0.979	0.965	0.951
		-10m	-33ft.	-	-	0.993	0.979	0.965	0.951
		-15m	-49ft.	-	-	-	0.979	0.965	0.951

HEATING				Pipe length					
				5m	7.5m	10m	15m	20m	25m
				16ft.	25ft.	33ft.	49ft.	66ft.	82ft.
Height difference H	∗1 Indoor unit is higher than outdoor unit.	15m	49ft.	-	-	-	0.977	0.958	0.939
		10m	33ft.	-	-	0.993	0.977	0.958	0.939
		7.5m	25ft.	-	1.000	0.993	0.977	0.958	0.939
		5m	16ft.	0.993	1.000	0.993	0.977	0.958	0.939
		0m	0ft.	0.993	1.000	0.993	0.977	0.958	0.939
	∗2 Indoor unit is lower than outdoor unit	-5m	-16ft.	0.988	0.995	0.988	0.972	0.953	0.934
		-7.5m	-25ft.	-	0.993	0.986	0.970	0.951	0.932
		-10m	-33ft.	-	-	0.983	0.967	0.948	0.930
		-15m	-49ft.	-	-	-	0.962	0.944	0.925

Height difference H

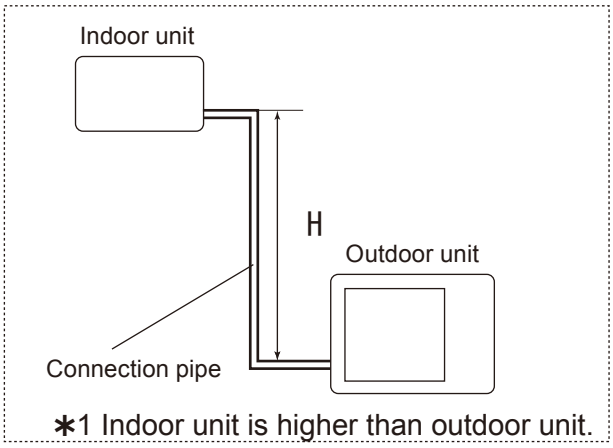

∗1 Indoor unit is higher than outdoor unit.

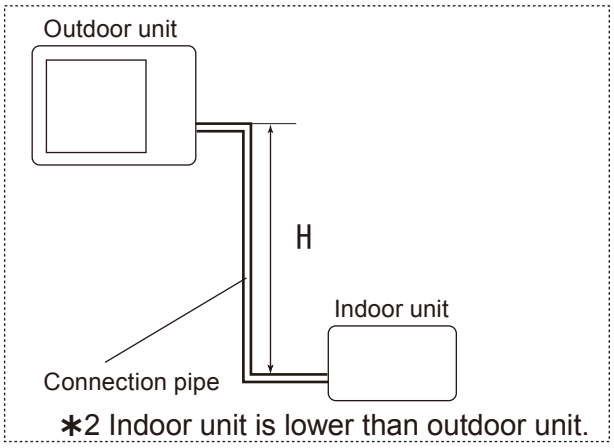

∗2 Indoor unit is lower than outdoor unit.

■ INDOOR UNIT: 12,000Btu (AOU18RLXFZ)

COOLING				Pipe length					
				5m	7.5m	10m	15m	20m	25m
				16ft.	25ft.	33ft.	49ft.	66ft.	82ft.
Height difference H	∗1 Indoor unit is higher than outdoor unit.	15m	49ft.	-	-	-	0.933	0.899	0.859
		10m	33ft.	-	-	0.970	0.940	0.906	0.866
		7.5m	25ft.	-	0.988	0.974	0.944	0.910	0.869
		5m	16ft.	1.006	0.992	0.978	0.948	0.913	0.873
		0m	0ft.	1.014	1.000	0.986	0.956	0.921	0.880
	∗2 Indoor unit is lower than outdoor unit	-5m	-16ft.	1.014	1.000	0.986	0.956	0.921	0.880
		-7.5m	-25ft.	-	1.000	0.986	0.956	0.921	0.880
		-10m	-33ft.	-	-	0.986	0.956	0.921	0.880
		-15m	-49ft.	-	-	-	0.956	0.921	0.880

HEATING				Pipe length					
				5m	7.5m	10m	15m	20m	25m
				16ft.	25ft.	33ft.	49ft.	66ft.	82ft.
Height difference H	∗1 Indoor unit is higher than outdoor unit.	15m	49ft.	-	-	-	0.975	0.957	0.940
		10m	33ft.	-	-	0.990	0.975	0.957	0.940
		7.5m	25ft.	-	1.000	0.990	0.975	0.957	0.940
		5m	16ft.	0.995	1.000	0.990	0.975	0.957	0.940
		0m	0ft.	0.995	1.000	0.990	0.975	0.957	0.940
	∗2 Indoor unit is lower than outdoor unit	-5m	-16ft.	0.990	0.995	0.985	0.970	0.952	0.936
		-7.5m	-25ft.	-	0.993	0.983	0.968	0.950	0.934
		-10m	-33ft.	-	-	0.980	0.965	0.947	0.931
		-15m	-49ft.	-	-	-	0.960	0.943	0.926

Height difference H

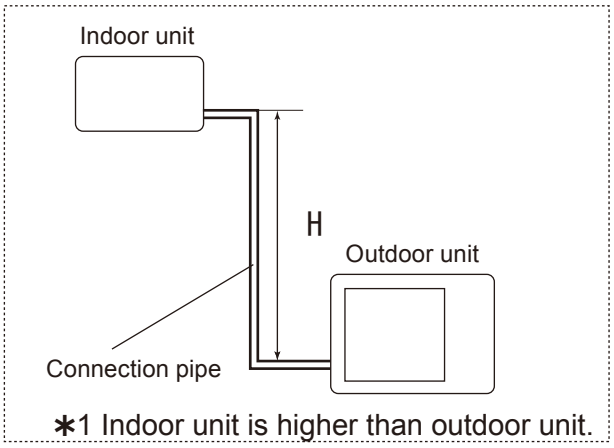

∗1 Indoor unit is higher than outdoor unit.

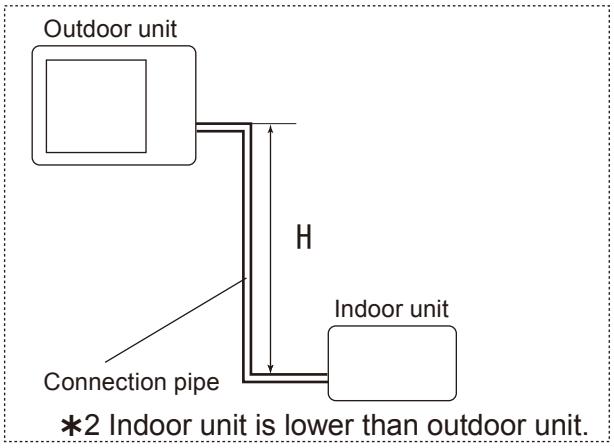

∗2 Indoor unit is lower than outdoor unit.

7. ADDITIONAL CHARGE CALCULATION

■ MODEL: AOU18RLXFZ

Refrigerant type		R410A
Refrigerant amount	lbs. oz.	4 lbs. 14 oz.
	g	2,200

● Refrigerant charge

Total pipe length	ft.	98 or less	131	164 (MAX.)	0.21 oz./ft. 20g/m
	m	30 or less	40	50 (MAX.)	
Additional charge	lbs. oz.	0	7.1 oz.	14.1 oz.	
	g	0	200	400	

OUTDOOR UNIT
AOU18RLXFZ

8. AIR FLOW

■ MODEL: AOU18RLXFZ

● Cooling

Air flow	
m^3/h	3,050
l/s	847
CFM	1,795

● Heating

Air flow	
m^3/h	2,750
l/s	764
CFM	1,618

OUTDOOR UNIT
AOU18RLXFZ

9. OPERATION NOISE

9-1. NOISE LEVEL CURVE

■ MODEL: AOU18RLXFZ

● **Cooling**

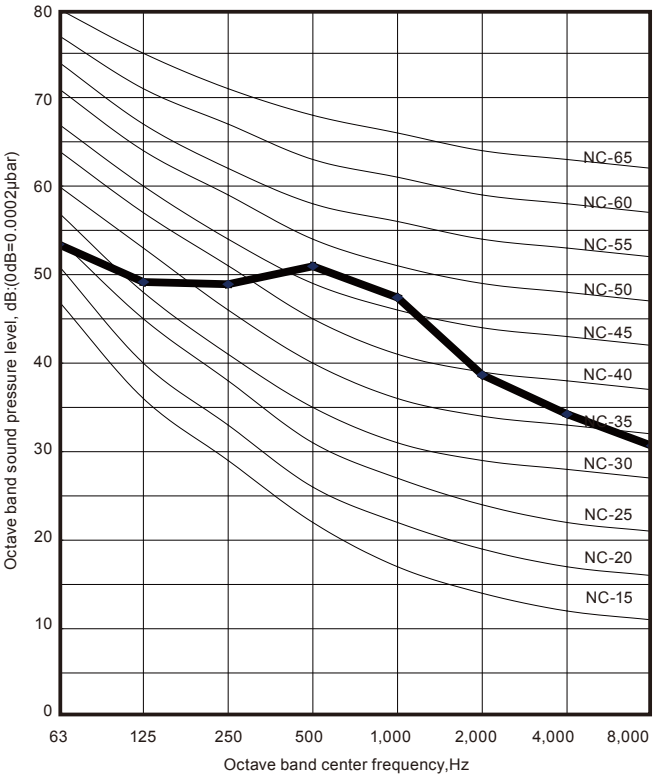

● **Heating**

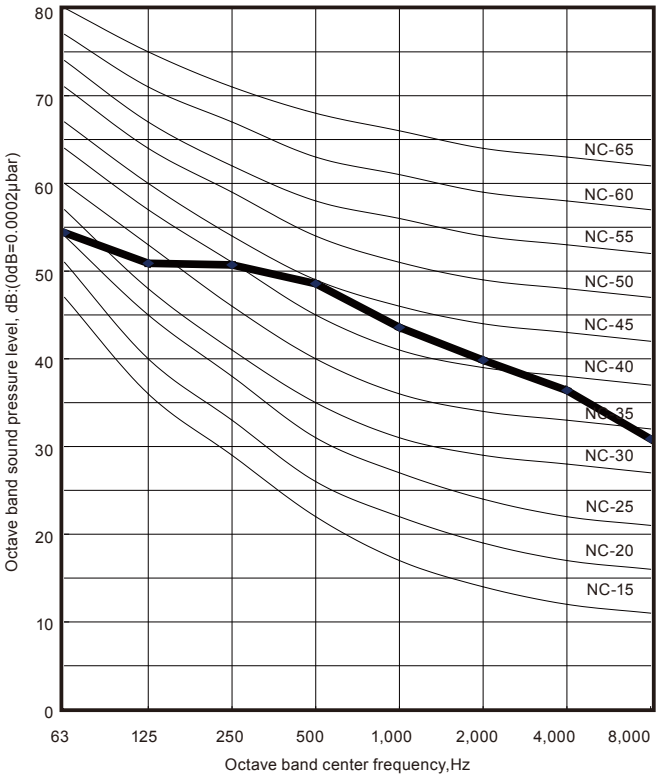

OUTDOOR UNIT
AOU18RLXFZ

9-2. SOUND LEVEL CHECK POINT

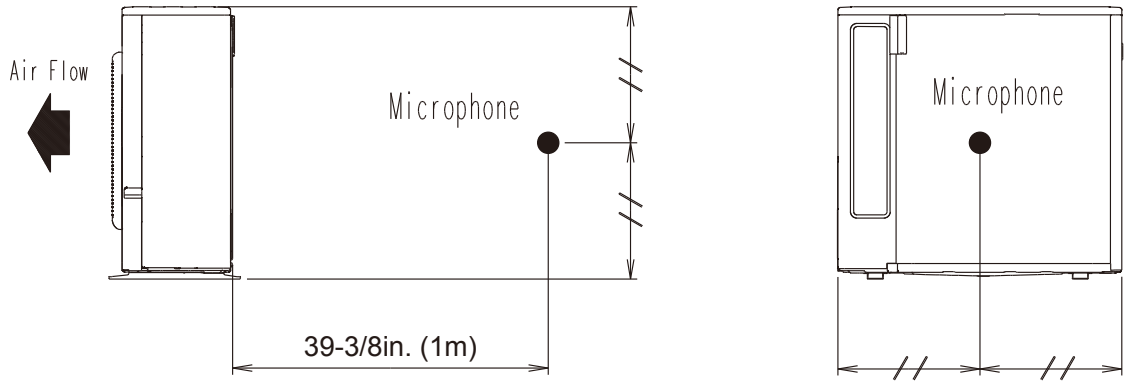

OUTDOOR UNIT
AOU18RLXFZ

10. ELECTRIC CHARACTERISTICS

Model name			AOU18RLXFZ
Power supply	Voltage	V	208 / 230 ~
	Frequency	Hz	60
MCA		A	13
Starting current		A	8.2
*1) Wiring spec.	MAX. CKT. BKR	A	15
	Power cable	AWG	14

*1) Wiring spec. :
selected sample
(Selected based on Japan Electrotechnical Standard and Codes Committee E0005)

MCA: Min Circuit Amp(Calculation based on UL1995)
MAX. CKT. BKR: Maximum Circuit Breaker

OUTDOOR UNIT
AOU18RLXFZ

11. SAFETY DEVICES

	Protection form	Model	
		AOU18RLXFZ	
Circuit protection	Current fuse (MAIN PCB)	250V 3.15A	
		250V 5A	
	Current fuse (NEAR THE TERMINAL)	250V 10A	
Fan motor protection	Temperature Thermistor	OFF: 302 ± 27 °F ON: 248 ± 27 °F	OFF: 150 ± 15 °C ON: 120 ± 15 °C
Compressor protection	Temperature Thermistor	OFF: 230 ± 4 °F ON: 176 ± 4 °F	OFF: 110 ± 2 °C ON: 80 ± 2 °C
Refrigerant circuit protection	Pressure switch (1)	OFF: 609 ± 15 PSI ON: 464 ± 22 PSI	OFF: 4.2 ± 0.1 MPa ON: 3.2 ± 0.15 MPa

*Pressure switch (2) : For control device

OUTDOOR UNIT
AOU18RLXFZ

12. INSTALLATION PRECAUTIONS

12-1. OUTDOOR UNIT INSTALLATION PRECAUTIONS

Note: The information listed below are general precautions.
Some models also include items that do not apply.

■ PLACES WHERE USE PROHIBITED

- Places where there is the danger of combustible gas leakage
- Places where sulfur gas, chlorine gas, acid, alkali, or other matter which effects equipment is generated
- Places not affected by heat radiation from other heat sources
- Places where the air is not stagnant
- Places where machinery which generates high frequencies is used
- Ocean beaches and other areas where there is a lot of salt
- Installation in vehicles, ships, and other conveyances
- Factory, etc. where voltage fluctuations are large

■ POINTS TO REMEMBER WHEN INSTALLING

(1) The set shall be installed at a place which can withstand the weight and vibration of the outdoor unit.

(2) To allow maintenance after refrigerant piping, drain piping, and electric wiring connection and installation, provide an installation service space.

*Installation service space is shown on " INSTALLATION PLACE ".

(3) Be careful when installing the set at the following places.

[Installation precautions]

	Contents	Countermeasures (Reference)
When installed near adjacent houses	Perform installation work so that operating sound does not disturb the neighbors.	(1) Install a soundproof barrier. (2) Change the installation site.
When there is the possibility of strong wind	(1) If the outdoor unit is exposed to strong wind, capacity may drop, frost may form during heating, and operation may be stopped by high pressure rise. In addition, when a very strong wind blows, the fan may be damaged. (2) When a very strong wind blows, there is the possibility of the outdoor unit being toppled over if held only by foundation bolts.	(1) Install with the outlet side Keep a sufficient distance away from a facing wall or fence. (2) Make the outlet direction and wind direction perpendicular. (3) Fasten the outdoor unit using toppling prevention hardware (procured at the site).
When snow accumulates	If the outdoor unit is covered by accumulated snow, it may not be able to operate.	(1) Make the foundation as high as possible. (2) Perform snow prevention work.
When installing the inverter type	It may generate noise in TV sets, stereos and PCs.	(1) The inverter type should be installed at a sufficient distance from these equipments.

3. OUTDOOR UNIT (3 ROOMS TYPE)

MULTI TYPE :

AOU24RLXFZ

DTR_AO075E_08
2015.02.19

CONTENTS

3. OUTDOOR UNIT (3 ROOMS TYPE)

1. SPECIFICATIONS ..... 03 - 01
2. DIMENSIONS ..... 03 - 02
3. REFRIGERANT CIRCUIT ..... 03 - 04
4. WIRING DIAGRAMS ..... 03 - 05
5. CAPACITY TABLE ..... 03 - 06
   - 5-1. COMBINATIONS ..... 03 - 06
   - 5-2. COOLING CAPACITY ..... 03 - 07
   - 5-3. HEATING CAPACITY ..... 03 - 18
6. CAPACITY COMPENSATION RATE FOR PIPE LENGTH AND HEIGHT DEFFERENCE ..... 03 - 29
7. ADDITIONAL CHARGE CALCULATION ..... 03 - 34
8. AIR FLOW ..... 03 - 35
9. OPERATION NOISE ..... 03 - 36
   - 9-1. NOISE LEVEL CURVE ..... 03 - 36
   - 9-2. SOUND LEVEL CHECK POINT ..... 03 - 37
10. ELECTRIC CHARACTERISTICS ..... 03 - 38
11. SAFETY DEVICES ..... 03 - 39
12. INSTALLATION PRECAUTIONS ..... 03 - 40
   - 12-1. OUTDOOR UNIT INSTALLATION PRECAUTIONS ..... 03 - 40

OUTDOOR UNIT AOU24RLXFZ

1. SPECIFICATIONS

Model name				AOU24RLXFZ		
Power source				1Ø 208/230V 60Hz		
Available voltage range				187-264V		
Connectable indoor unit			Number	2 to 3		
			Total capacity range	14,000 to 27,000 Btu/h		
Combination of indoor unit				non-Duct ASU9RLF1 + ASU7RLF1 x 2 or ASU9RLF + ASU7RLF x 2	Duct ARU12RLF x 2	Mix
Capacity	Cooling	Rated	Btu/h	22,000	22,000	22,000
			kW	6.42	6.42	6.42
		Min. - Max.	Btu/h	6,100 - 27,000	6,100 - 25,000	6,100 - 26,000
			kW	1.8 - 7.9	1.8 - 7.3	1.8 - 7.6
	Heating	Rated	Btu/h	24,000	24,000	24,000
			kW	7.02	7.02	7.02
		Min. - Max.	Btu/h	6,800 - 29,800	6,800 - 27,400	6,800 - 28,600
			kW	2.0 - 8.7	2.0 - 8.0	2.0 - 8.4
Input power	Cooling	Rated	kW	1.76	2.08	1.90
		Max.		2.60	2.84	2.72
	Heating	Rated		1.73	2.05	1.88
		Max.		2.93	2.93	2.93
Current	Cooling	Rated	A	7.7	9.1	8.4
	Heating			7.6	9.0	8.3
EER	Cooling	Rated	Btu/W	12.50	10.60	11.55
SEER *1	Cooling		-	18.00	15.50	16.75
COP	Heating	Rated	W/W	4.04	3.42	3.74
HSPF *1	Heating		-	9.50	9.00	9.25
Starting current			A	9.0		
Maximum operating current *2	Cooling		A	13.7	13.7	13.7
	Heating			13.7	13.7	13.7
Fan	Type × Q'ty			Propeller × 1		
	AirFlow rate	Cooling	CFM (m^3/h)	1,942 (3,300)		
		Heating		1,942 (3,300)		
	Motor	Type × Quantity		DC motor × 1		
		Output	W	100		
Sound pressure level	Cooling	Rated	dB (A)	51		
	Heating			52		
Heat exchanger	Dimension	(H x W x D)	in.(mm)	26-7/16 × 35-7/16 × 1-7/16 (672 × 900 × 36.38)		
	Fin pitch		FPI	18		
	Rows × Stages			2 × 32		
	Pipe type (Material)			Grooved H-pin (Copper)		
	Fin	Type (Material)		Corrugate (Aluminum)		
		Surface treatment		Corrosion resistance (Blue Fin)		
Compressor	Type × Quantity			DC TWIN ROTARY × 1		
	Motor output		W	1,100		
Refrigerant	Type			R410A		
	Charge		lbs. (g)	4lbs. 14oz. (2,200)		
Refrigerant oil	Type			POE		
Enclosure	Material			Painted galvanized steel		
	Color			BEIGE (Approximate color of MUNSELL 10YR 7.5/1.0NN)		
Dimensions	Net	(H x W x D)	in. (mm)	27-9/16 × 35-7/16 × 13 (700 × 900 × 330)		
	Gross			32-7/8 × 41-5/16 × 17-1/2 (835 × 1,050 × 445)		
Weight	Net		lbs. (kg)	124 (56)		
	Gross			139 (63)		
Connection pipe	Size	Liquid	in. (mm)	Ø1/4 (Ø6.35) x 3		
		Gas		Ø3/8 (Ø9.52) x 2 + Ø1/2 (Ø12.7) x 1		
	Method			Flare		
	Pre-charge length (Total)		ft. (m)	98 (30)		
	Max. length (Total)			164 (50)		
	Max. length (Each)			82 (25)		
	Min. length (Total)			49 (15)		
	Min. length (Each)			16 (5)		
	Max. height difference between Outdoor Unit and each Indoor Units.			49 (15)		
	Max. height difference between Indoor Units.			33 (10)		
Operation range	Cooling		°F (°C)	14 to 115 (-10 to 46)		
	Heating			5 to 75 (-15 to 24)		

Note:
1. Specifications are based on the following conditions.
   Power source of specifications : 230V
   Pipe length : 24.6ft.(7.5m), Height difference : 0 ft.(0m) [Outdoor unit - Indoor unit]
   Cooling: Indoor temperature of 80°F(26.7°C)DB / 67°F(19.4°C)WB,and outdoor temperature of 95°F(35°C)DB/75°F(23.9°C)WB.
   Heating: Indoor temperature of 70°F(21.1°C)DB / 60°F(15.6°C)WB,and outdoor temperature of 47°F(8.3°C)DB/43°F(6.1°C)WB.
   *1: Test conditions are based on AHRI 210/240.
   *2: The maximum current is the maximum value when the operated within the operation range.
2. For other combination, refer to the combination table.
3. The protective function might work when using it outside the operation range.

OUTDOOR UNIT
AOU24RLXFZ

2. DIMENSIONS

■ MODEL: AOU24RLXFZ

Unit: in. (mm)

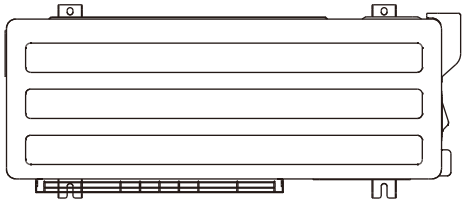

Top view

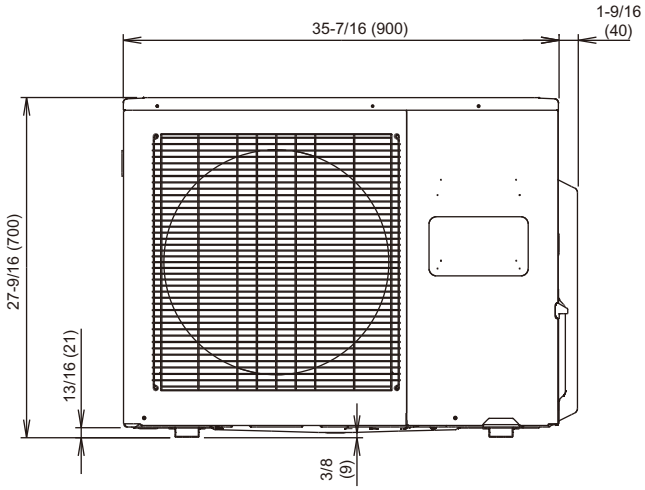

Front view

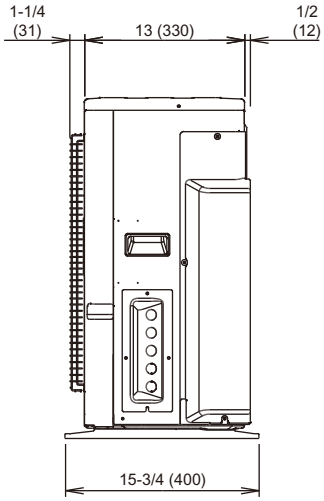

Side view

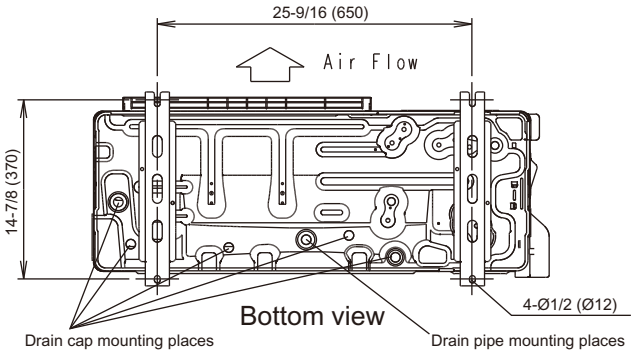

Bottom view

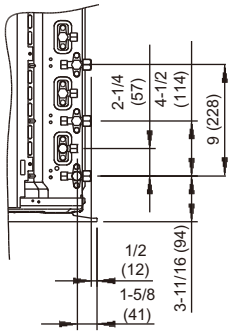

OUTDOOR UNIT
AOU24RLXFZ

■ INSTALLATION PLACE

Unit: in. (mm)

When there are obstacles at the back or front sides.

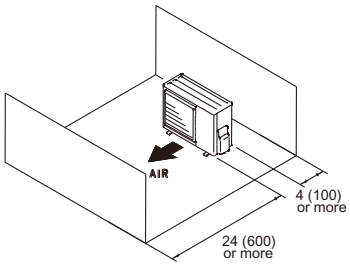

When there are obstacles at the back, side(s), and top.

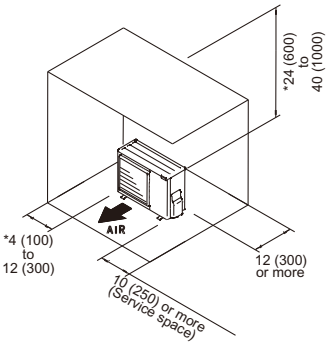

When there are obstacles at the back, side with the installation of more than one unit.

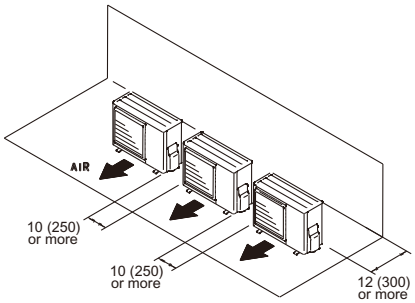

* If the space is larger that is stated, the condition will be the same as that are no obstacles.

•Height above the floor level should be 2 in. (50 mm) or more.

•To obtain better operation efficiency, when the outdoor unit is installed, be sure to open the front and left side.

⚠ CAUTION

•When the outdoor temperature is 32 °F(0 °C) or less, do not use the accessory drain pipe and drain cap. If the drain pipe and drain cap are used, the drain water in the pipe may freeze in extremely cold weather. (Reverse cycle model only)

•In areas with heavy snowfall, if the intake and outlet of outdoor unit is blocked with snow, it might become difficult to get warm and it is likely to cause breakdown. Please construct a canopy and a pedestal or place the unit on a high stand (local configured).

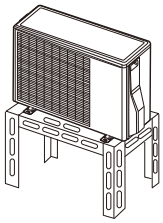

OUTDOOR UNIT
AOU24RLXFZ

3. REFRIGERANT CIRCUIT

■ MODEL: AOU24RLXFZ

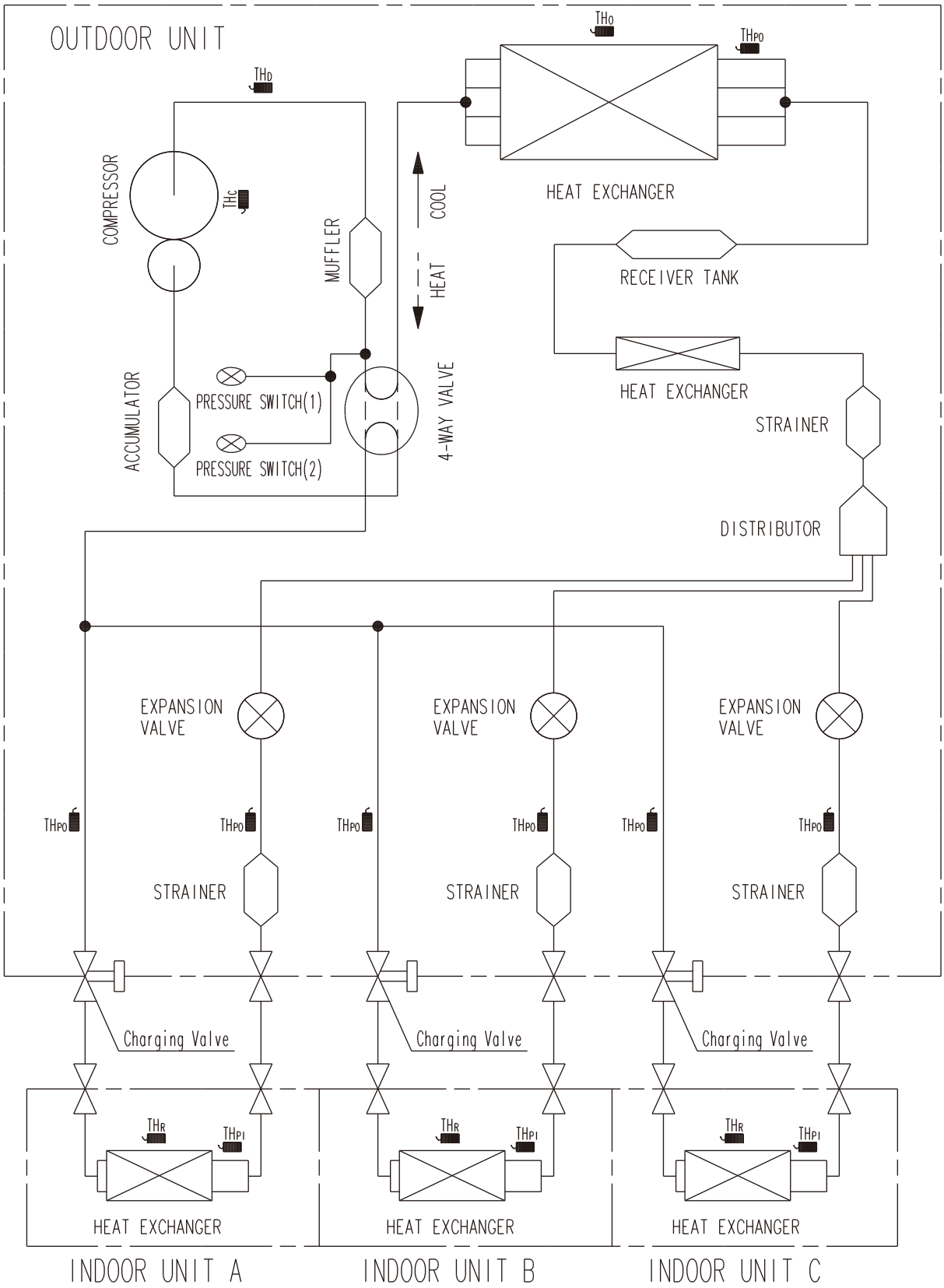

THD : THERMISTOR(DISCHARGE TEMP.)
THO : THERMISTOR(OUTDOOR TEMP.)
THPO : THERMISTOR(PIPE TEMP.)
THC : THERMISTOR(COMPRESSOR TEMP.)
THR : THERMISTOR(ROOM TEMP.)
THPI : THERMISTOR(PIPE TEMP.)

OUTDOOR UNIT
AOU24RLXFZ

4. WIRING DIAGRAMS

■ MODEL: AOU24RLXFZ

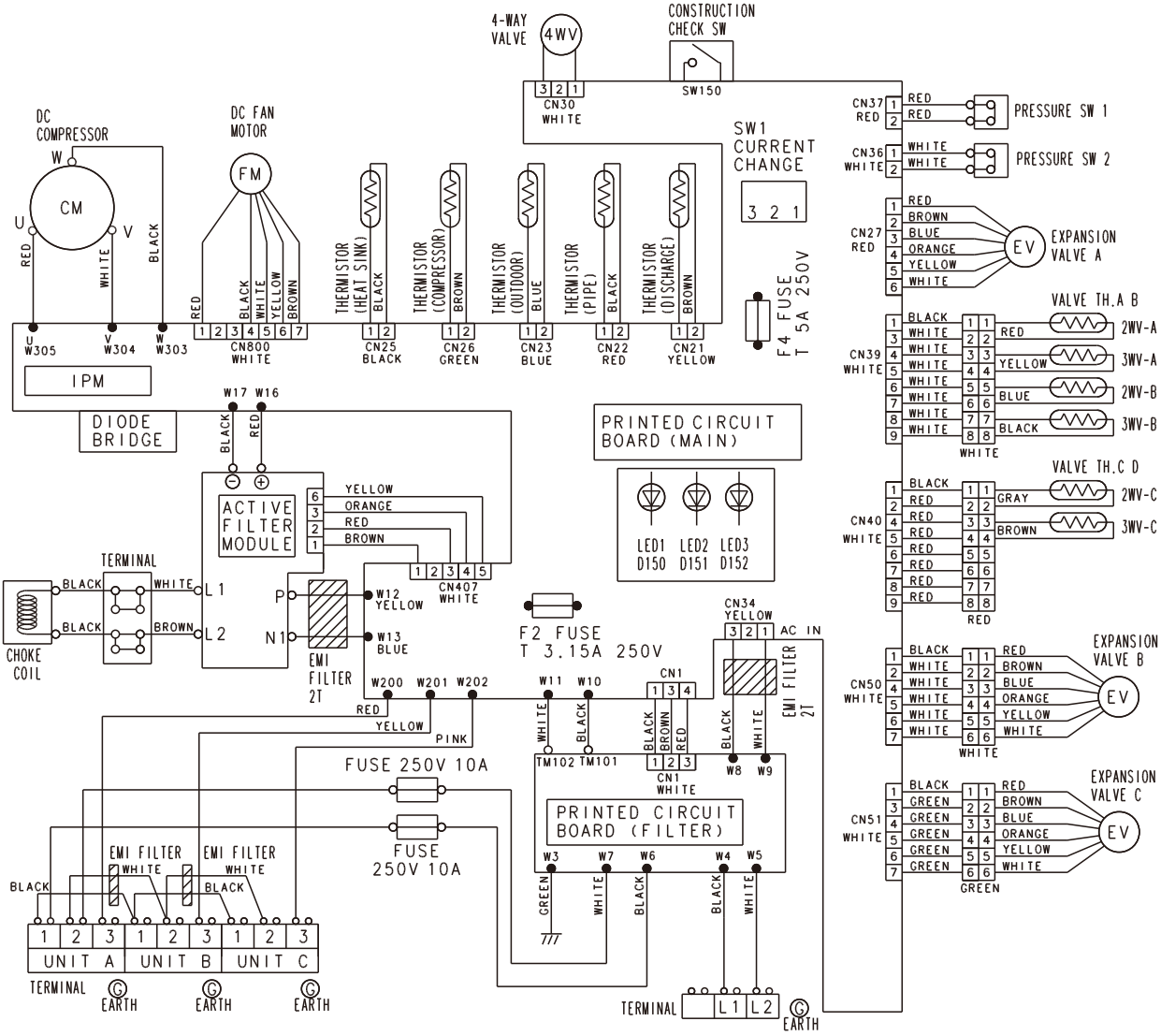

5. CAPACITY TABLE

5-1. COMBINATIONS

■ MODEL: AOU24RLXFZ

● Cooling

Combination of indoor unit				Type of indoor unit	Rated capacity for each indoor unit [kBtu/h]			Maximum capacity for each indoor unit [kBtu/h]			Total capacity [kBtu/h]			Input power [kW]		
Room 1	Room 2	Room 3	Total		Room 1	Room 2	Room 3	Room 1	Room 2	Room 3	Min.	Rated	Max.	Min.	Rated	Max.
7	7	-	14	non-ducted	7.05	7.05	-	8.70	8.70	-	6.10	14.10	17.40	0.50	1.20	1.51
7	9	-	16	non-ducted	7.09	9.11	-	8.66	11.14	-	6.10	16.20	19.80	0.50	1.36	1.78
7	9	-	16	ducted	7.09	9.11	-	8.66	11.14	-	6.10	16.20	19.80	0.50	1.44	1.83
7	12	-	19	non-ducted	7.07	12.13	-	8.33	14.27	-	6.10	19.20	22.60	0.50	1.63	2.20
7	12	-	19	ducted	7.07	12.13	-	8.33	14.27	-	6.10	19.20	22.60	0.50	1.79	2.23
7	15	-	22	non-ducted	6.87	13.73	-	8.05	16.10	-	6.10	20.60	24.15	0.50	1.70	2.54
7	18	-	25	non-ducted	6.16	15.84	-	7.20	18.50	-	6.10	22.00	25.70	0.50	1.76	2.87
7	18	-	25	ducted	6.16	15.84	-	7.20	18.50	-	6.10	22.00	25.70	0.50	2.09	2.87
9	9	-	18	non-ducted	9.00	9.00	-	10.75	10.75	-	6.10	18.00	21.50	0.50	1.55	2.02
9	9	-	18	ducted	9.00	9.00	-	10.75	10.75	-	6.10	18.00	21.50	0.50	1.70	2.12
9	12	-	21	non-ducted	9.00	12.00	-	10.11	13.49	-	6.10	21.00	23.60	0.50	1.73	2.45
9	12	-	21	ducted	9.00	12.00	-	10.11	13.49	-	6.10	21.00	23.60	0.50	1.88	2.55
9	15	-	24	non-ducted	8.41	13.09	-	9.70	15.10	-	6.10	21.50	24.80	0.50	1.75	2.66
9	18	-	27	non-ducted	7.33	14.67	-	8.67	17.33	-	6.10	22.00	26.00	0.50	1.76	2.87
9	18	-	27	ducted	7.33	14.67	-	8.67	17.33	-	6.10	22.00	26.00	0.50	2.09	2.87
12	12	-	24	non-ducted	11.00	11.00	-	12.50	12.50	-	6.10	22.00	25.00	0.50	1.74	2.74
12	12	-	24	ducted	11.00	11.00	-	12.50	12.50	-	6.10	22.00	25.00	0.50	2.08	2.84
12	15	-	27	non-ducted	10.15	11.85	-	12.46	14.54	-	6.10	22.00	27.00	0.50	1.75	2.87
7	7	7	21	non-ducted	7.00	7.00	7.00	8.57	8.57	8.57	6.10	21.00	25.70	0.50	1.75	2.47
7	7	9	23	non-ducted	6.70	6.70	8.61	8.22	8.22	10.57	6.10	22.00	27.00	0.50	1.76	2.60
7	7	9	23	ducted	6.70	6.70	8.61	8.22	8.22	10.57	6.10	22.00	27.00	0.50	1.81	2.65
7	7	12	26	non-ducted	5.92	5.92	10.15	7.27	7.27	12.46	6.10	22.00	27.00	0.50	1.76	2.87
7	7	12	26	ducted	5.92	5.92	10.15	7.27	7.27	12.46	6.10	22.00	27.00	0.50	2.11	2.87
7	9	9	25	non-ducted	6.16	7.92	7.92	7.56	9.72	9.72	6.10	22.00	27.00	0.50	1.76	2.87
7	9	9	25	ducted	6.16	7.92	7.92	7.56	9.72	9.72	6.10	22.00	27.00	0.50	2.11	2.87
9	9	9	27	non-ducted	7.33	7.33	7.33	9.00	9.00	9.00	6.10	22.00	27.00	0.50	1.77	2.87
9	9	9	27	ducted	7.33	7.33	7.33	9.00	9.00	9.00	6.10	22.00	27.00	0.50	2.12	2.87

● Heating

Combination of indoor unit				Type of indoor unit	Rated capacity for each indoor unit [kBtu/h]			Maximum capacity for each indoor unit [kBtu/h]			Total capacity [kBtu/h]			Input power [kW]		
Room 1	Room 2	Room 3	Total		Room 1	Room 2	Room 3	Room 1	Room 2	Room 3	Min.	Rated	Max.	Min.	Rated	Max.
7	7	-	14	non-ducted	9.40	9.40	-	10.35	10.35	-	6.80	18.80	20.70	0.52	1.37	1.97
7	9	-	16	non-ducted	9.06	11.64	-	10.37	13.33	-	6.80	20.70	23.70	0.52	1.56	2.57
7	9	-	16	ducted	9.06	11.64	-	10.37	13.33	-	6.80	20.70	23.70	0.52	1.52	2.51
7	12	-	19	non-ducted	8.18	14.02	-	9.43	16.17	-	6.80	22.20	25.60	0.52	1.89	2.71
7	12	-	19	ducted	8.18	14.02	-	9.43	16.17	-	6.80	22.20	25.60	0.52	1.86	2.68
7	15	-	22	non-ducted	7.70	15.40	-	9.17	18.33	-	6.80	23.10	27.50	0.50	1.91	2.81
7	18	-	25	non-ducted	6.72	17.28	-	7.84	20.16	-	6.80	24.00	28.00	0.50	1.92	2.93
7	18	-	25	ducted	6.72	17.28	-	7.84	20.16	-	6.80	24.00	28.00	0.50	1.89	2.93
9	9	-	18	non-ducted	11.00	11.00	-	12.50	12.50	-	6.80	22.00	25.00	0.52	1.74	2.69
9	9	-	18	ducted	11.00	11.00	-	12.50	12.50	-	6.80	22.00	25.00	0.52	1.70	2.62
9	12	-	21	non-ducted	9.94	13.26	-	11.19	14.91	-	6.80	23.20	26.10	0.52	1.99	2.73
9	12	-	21	ducted	9.94	13.26	-	11.19	14.91	-	6.80	23.20	26.10	0.52	1.96	2.70
9	15	-	24	non-ducted	9.23	14.37	-	10.78	16.77	-	6.80	23.60	27.55	0.50	1.95	2.83
9	18	-	27	non-ducted	8.00	16.00	-	9.67	19.33	-	6.80	24.00	29.00	0.50	1.90	2.93
9	18	-	27	ducted	8.00	16.00	-	9.67	19.33	-	6.80	24.00	29.00	0.50	1.87	2.93
12	12	-	24	non-ducted	12.00	12.00	-	13.70	13.70	-	6.80	24.00	27.40	0.52	2.08	2.93
12	12	-	24	ducted	12.00	12.00	-	13.70	13.70	-	6.80	24.00	27.40	0.52	2.05	2.93
12	15	-	27	non-ducted	11.08	12.92	-	13.59	15.86	-	6.80	24.00	29.45	0.50	1.91	2.93
7	7	7	21	non-ducted	7.73	7.73	7.73	9.37	9.37	9.37	6.80	23.20	28.10	0.50	1.68	2.84
7	7	9	23	non-ducted	7.30	7.30	9.39	9.07	9.07	11.66	6.80	24.00	29.80	0.50	1.73	2.93
7	7	9	23	ducted	7.30	7.30	9.39	9.07	9.07	11.66	6.80	24.00	29.80	0.50	1.70	2.93
7	7	12	26	non-ducted	6.46	6.46	11.08	8.08	8.08	13.85	6.80	24.00	30.00	0.50	1.72	2.86
7	7	12	26	ducted	6.46	6.46	11.08	8.08	8.08	13.85	6.80	24.00	30.00	0.50	1.69	2.86
7	9	9	25	non-ducted	6.72	8.64	8.64	8.40	10.80	10.80	6.80	24.00	30.00	0.50	1.72	2.93
7	9	9	25	ducted	6.72	8.64	8.64	8.40	10.80	10.80	6.80	24.00	30.00	0.50	1.69	2.93
9	9	9	27	non-ducted	8.00	8.00	8.00	10.00	10.00	10.00	6.80	24.00	30.00	0.50	1.71	2.93
9	9	9	27	ducted	8.00	8.00	8.00	10.00	10.00	10.00	6.80	24.00	30.00	0.50	1.69	2.93

Note:
1. Specifications are based on the following conditions.
   Power source of specifications: 230 V
   7: 7,000 Btu/h, 9: 9,000 Btu/h, 12: 12,000 Btu/h, 15: 14,000 Btu/h, 18: 18,000 Btu/h
   2 or more indoor units should be connected.
   Cooling: Indoor temperature of 80 °F(26.7 °C)DB/67 °F(19.4 °C)WB, and outdoor temperature of 95 °F(35 °C)DB/75 °F(23.9 °C)WB.
   Heating: Indoor temperature of 70 °F(21.1 °C)DB/60 °F(15.6 °C)WB, and outdoor temperature of 47 °F(8.3 °C)DB/43 °F(6.1 °C)WB.
   Pipe length: 24.6 ft.(7.5 m), Height difference: 0 ft.(0 m) [Outdoor unit - Indoor unit]
2. The total ability of connected a indoor unit is up to 27,000Btu from 14,000Btu.
3. Non-Ducted system combinations input are based on ASU wall mount models. The input of combinations including AUU cassette models may be a little higher.
4. Ducted system combinations capacites are based on ARU slim duct units with the exception of 7,000Btu models are based on ASU wall mount models.

OUTDOOR UNIT
AOU24RLXFZ

5-2. COOLING CAPACITY

This table is created using the maximum capacity.

■ MODEL: AOU24RLXFZ

● Indoor unit : 7,000Btu

		Indoor temperature																	
		64 °FDB			70 °FDB			75 °FDB			80 °FDB			85 °FDB			90 °FDB		
		54 °FWB			60 °FWB			63 °FWB			67 °FWB			71 °FWB			73 °FWB		
Outdoor temperature	(°FDB)	TC	SHC	IP	TC	SHC	IP	TC	SHC	IP	TC	SHC	IP	TC	SHC	IP	TC	SHC	IP
	14	7.49	5.86	0.35	8.46	5.86	0.36	8.92	6.46	0.36	9.55	6.78	0.36	10.21	6.94	0.37	10.53	7.71	0.37
	23	7.18	5.72	0.40	8.11	5.71	0.40	8.55	6.30	0.41	9.15	6.61	0.41	9.79	6.77	0.42	10.09	7.52	0.42
	32	7.05	5.66	0.44	7.97	5.66	0.45	8.40	6.24	0.45	8.99	6.55	0.46	9.62	6.70	0.46	9.91	7.44	0.46
	41	6.99	5.63	0.45	7.90	5.63	0.46	8.33	6.21	0.46	8.92	6.51	0.47	9.53	6.66	0.47	9.82	7.41	0.48
	50	7.05	5.66	0.46	7.97	5.66	0.46	8.40	6.24	0.47	8.99	6.55	0.47	9.62	6.70	0.48	9.91	7.44	0.48
	59	6.86	5.57	0.47	7.76	5.57	0.48	8.18	6.14	0.49	8.76	6.44	0.49	9.36	6.59	0.50	9.65	7.33	0.50
	67	7.39	5.84	0.51	8.35	5.83	0.52	8.80	6.44	0.52	9.42	6.75	0.53	10.07	6.91	0.54	10.38	7.68	0.54
	77	7.09	5.68	0.52	8.01	5.67	0.53	8.44	6.26	0.54	9.04	6.56	0.54	9.66	6.72	0.55	9.96	7.46	0.55
	87	6.65	5.45	0.58	7.52	5.44	0.59	7.92	6.00	0.59	8.48	6.30	0.60	9.07	6.45	0.61	9.35	7.16	0.61
	95	7.37	5.81	0.83	8.32	5.80	0.85	8.78	6.40	0.85	9.40	6.71	0.86	10.04	6.87	0.87	10.35	7.63	0.88
	104	7.15	5.71	0.92	8.08	5.70	0.94	8.52	6.29	0.95	9.12	6.60	0.96	9.75	6.75	0.97	10.05	7.50	0.97
	115	6.53	5.45	1.05	7.38	5.45	1.07	7.78	6.01	1.07	8.33	6.30	1.09	8.91	6.45	1.10	9.18	7.17	1.11

TC : Total Capacity (kBtu/h) SHC : Sensible Heat Capacity (kBtu/h) IP : Input Power (kW)

		Indoor temperature																	
		17.8°CDB			21.1°CDB			23.9°CDB			26.7°CDB			29.4°CDB			32.2°CDB		
		12.2°CWB			15.6°CWB			17.2°CWB			19.4°CWB			21.7°CWB			22.8°CWB		
Outdoor temperature	(°CDB)	TC	SHC	IP	TC	SHC	IP	TC	SHC	IP	TC	SHC	IP	TC	SHC	IP	TC	SHC	IP
	-10.0	2.19	1.72	0.35	2.48	1.72	0.36	2.61	1.89	0.36	2.80	1.99	0.36	2.99	2.03	0.37	3.09	2.26	0.37
	-5.0	2.10	1.68	0.40	2.38	1.67	0.40	2.51	1.85	0.41	2.68	1.94	0.41	2.87	1.98	0.42	2.96	2.20	0.42
	0.0	2.07	1.66	0.44	2.34	1.66	0.45	2.46	1.83	0.45	2.64	1.92	0.46	2.82	1.96	0.46	2.91	2.18	0.46
	5.0	2.05	1.65	0.45	2.31	1.65	0.46	2.44	1.82	0.46	2.61	1.91	0.47	2.79	1.95	0.47	2.88	2.17	0.48
	10.0	2.07	1.66	0.46	2.34	1.66	0.46	2.46	1.83	0.47	2.64	1.92	0.47	2.82	1.96	0.48	2.91	2.18	0.48
	15.0	2.01	1.63	0.47	2.27	1.63	0.48	2.40	1.80	0.49	2.57	1.89	0.49	2.74	1.93	0.50	2.83	2.15	0.50
	19.4	2.17	1.71	0.51	2.45	1.71	0.52	2.58	1.89	0.52	2.76	1.98	0.53	2.95	2.03	0.54	3.04	2.25	0.54
	25.0	2.08	1.66	0.52	2.35	1.66	0.53	2.47	1.83	0.54	2.65	1.92	0.54	2.83	1.97	0.55	2.92	2.19	0.55
	30.6	1.95	1.60	0.58	2.20	1.60	0.59	2.32	1.76	0.59	2.49	1.85	0.60	2.66	1.89	0.61	2.74	2.10	0.61
	35.0	2.16	1.70	0.83	2.44	1.70	0.85	2.57	1.88	0.85	2.75	1.97	0.86	2.94	2.01	0.87	3.03	2.24	0.88
	40.0	2.10	1.67	0.92	2.37	1.67	0.94	2.50	1.84	0.95	2.67	1.93	0.96	2.86	1.98	0.97	2.95	2.20	0.97
	46.1	1.91	1.60	1.05	2.16	1.60	1.07	2.28	1.76	1.07	2.44	1.85	1.09	2.61	1.89	1.10	2.69	2.10	1.11

TC : Total Capacity (kW) SHC : Sensible Heat Capacity (kW) IP : Input Power (kW)

● Indoor unit : 9,000Btu

		Indoor temperature																	
		64 °FDB			70 °FDB			75 °FDB			80 °FDB			85 °FDB			90 °FDB		
		54 °FWB			60 °FWB			63 °FWB			67 °FWB			71 °FWB			73 °FWB		
Outdoor temperature	(°FDB)	TC	SHC	IP	TC	SHC	IP	TC	SHC	IP	TC	SHC	IP	TC	SHC	IP	TC	SHC	IP
	14	7.54	6.16	0.31	8.52	6.15	0.31	8.99	6.78	0.31	9.62	7.12	0.32	10.29	7.28	0.32	10.60	8.09	0.32
	23	7.23	6.01	0.35	8.17	6.00	0.35	8.61	6.62	0.35	9.22	6.94	0.36	9.86	7.11	0.36	10.16	7.90	0.36
	32	7.10	5.95	0.38	8.03	5.94	0.39	8.46	6.55	0.39	9.06	6.87	0.40	9.69	7.03	0.40	9.98	7.82	0.40
	41	7.04	5.92	0.39	7.96	5.91	0.40	8.39	6.52	0.40	8.98	6.84	0.41	9.60	7.00	0.41	9.90	7.78	0.41
	50	7.10	5.95	0.40	8.03	5.94	0.40	8.46	6.55	0.41	9.06	6.87	0.41	9.69	7.03	0.42	9.98	7.82	0.42
	59	7.24	6.01	0.45	8.18	6.00	0.46	8.62	6.62	0.47	9.23	6.95	0.47	9.87	7.11	0.48	10.17	7.90	0.48
	67	8.39	6.58	0.57	9.49	6.57	0.58	10.00	7.25	0.59	10.71	7.60	0.59	11.45	7.78	0.60	11.80	8.65	0.60
	77	8.05	6.39	0.59	9.10	6.39	0.60	9.59	7.04	0.60	10.27	7.39	0.61	10.98	7.56	0.61	11.32	8.41	0.62
	87	7.56	6.14	0.65	8.54	6.13	0.66	9.00	6.76	0.67	9.64	7.09	0.67	10.30	7.26	0.68	10.62	8.07	0.69
	95	8.97	6.81	1.08	10.14	6.80	1.10	10.69	7.50	1.11	11.44	7.87	1.12	12.23	8.05	1.13	12.61	8.95	1.14
	104	8.51	6.60	1.20	9.61	6.59	1.22	10.14	7.27	1.23	10.85	7.63	1.25	11.60	7.81	1.26	11.96	8.68	1.27
	115	7.82	6.34	1.36	8.83	6.33	1.39	9.31	6.98	1.40	9.97	7.33	1.41	10.66	7.50	1.43	10.99	8.33	1.44

TC : Total Capacity (kBtu/h) SHC : Sensible Heat Capacity (kBtu/h) IP : Input Power (kW)

		Indoor temperature																	
		17.8°CDB			21.1°CDB			23.9°CDB			26.7°CDB			29.4°CDB			32.2°CDB		
		12.2°CWB			15.6°CWB			17.2°CWB			19.4°CWB			21.7°CWB			22.8°CWB		
Outdoor temperature	(°CDB)	TC	SHC	IP	TC	SHC	IP	TC	SHC	IP	TC	SHC	IP	TC	SHC	IP	TC	SHC	IP
	-10.0	2.21	1.80	0.31	2.50	1.80	0.31	2.63	1.99	0.31	2.82	2.09	0.32	3.01	2.13	0.32	3.11	2.37	0.32
	-5.0	2.12	1.76	0.35	2.39	1.76	0.35	2.52	1.94	0.35	2.70	2.04	0.36	2.89	2.08	0.36	2.98	2.31	0.36
	0.0	2.08	1.74	0.38	2.35	1.74	0.39	2.48	1.92	0.39	2.66	2.01	0.40	2.84	2.06	0.40	2.93	2.29	0.40
	5.0	2.06	1.73	0.39	2.33	1.73	0.40	2.46	1.91	0.40	2.63	2.00	0.41	2.81	2.05	0.41	2.90	2.28	0.41
	10.0	2.08	1.74	0.40	2.35	1.74	0.40	2.48	1.92	0.41	2.66	2.01	0.41	2.84	2.06	0.42	2.93	2.29	0.42
	15.0	2.12	1.76	0.45	2.40	1.76	0.46	2.53	1.94	0.47	2.71	2.04	0.47	2.89	2.08	0.48	2.98	2.32	0.48
	19.4	2.46	1.93	0.57	2.78	1.93	0.58	2.93	2.12	0.59	3.14	2.23	0.59	3.35	2.28	0.60	3.46	2.53	0.60
	25.0	2.36	1.87	0.59	2.67	1.87	0.60	2.81	2.06	0.60	3.01	2.17	0.61	3.22	2.22	0.61	3.32	2.46	0.62
	30.6	2.21	1.80	0.65	2.50	1.80	0.66	2.64	1.98	0.67	2.82	2.08	0.67	3.02	2.13	0.68	3.11	2.36	0.69
	35.0	2.63	2.00	1.08	2.97	1.99	1.10	3.13	2.20	1.11	3.35	2.31	1.12	3.59	2.36	1.13	3.70	2.62	1.14
	40.0	2.49	1.93	1.20	2.82	1.93	1.22	2.97	2.13	1.23	3.18	2.24	1.25	3.40	2.29	1.26	3.50	2.54	1.27
	46.1	2.29	1.86	1.36	2.59	1.86	1.39	2.73	2.05	1.40	2.92	2.15	1.41	3.12	2.20	1.43	3.22	2.44	1.44

TC : Total Capacity (kW) SHC : Sensible Heat Capacity (kW) IP : Input Power (kW)

OUTDOOR UNIT
AOU24RLXFZ

● Indoor unit : 12,000Btu

		Indoor temperature																	
		64 °FDB			70 °FDB			75 °FDB			80 °FDB			85 °FDB			90 °FDB		
		54 °FWB			60 °FWB			63 °FWB			67 °FWB			71 °FWB			73 °FWB		
Outdoor temperature	(°FDB)	TC	SHC	IP	TC	SHC	IP	TC	SHC	IP	TC	SHC	IP	TC	SHC	IP	TC	SHC	IP
	14	9.71	7.59	0.41	10.98	7.58	0.42	11.57	8.37	0.42	12.39	8.78	0.43	13.25	8.98	0.43	13.66	9.98	0.43
	23	9.31	7.41	0.46	10.52	7.40	0.47	11.09	8.16	0.48	11.87	8.56	0.48	12.69	8.76	0.49	13.09	9.74	0.49
	32	9.15	7.33	0.51	10.34	7.32	0.52	10.90	8.08	0.53	11.67	8.48	0.53	12.47	8.67	0.54	12.86	9.64	0.54
	41	9.07	7.29	0.53	10.25	7.29	0.54	10.80	8.04	0.54	11.57	8.43	0.55	12.36	8.63	0.55	12.74	9.59	0.56
	50	9.15	7.33	0.53	10.34	7.32	0.54	10.90	8.08	0.55	11.67	8.48	0.55	12.47	8.67	0.56	12.86	9.64	0.56
	59	8.91	7.22	0.55	10.06	7.21	0.56	10.61	7.95	0.57	11.36	8.35	0.57	12.14	8.54	0.58	12.52	9.49	0.58
	67	11.07	8.23	0.81	12.51	8.22	0.82	13.19	9.06	0.83	14.12	9.51	0.84	15.10	9.73	0.85	15.56	10.81	0.85
	77	10.62	8.00	0.83	12.00	7.99	0.84	12.65	8.81	0.85	13.55	9.24	0.86	14.48	9.46	0.87	14.93	10.51	0.87
	87	9.97	7.67	0.92	11.26	7.66	0.93	11.87	8.45	0.94	12.71	8.87	0.95	13.59	9.08	0.96	14.01	10.09	0.97
	95	10.32	7.86	1.14	11.66	7.85	1.16	12.29	8.66	1.17	13.16	9.09	1.19	14.07	9.30	1.20	14.50	10.34	1.21
	104	9.79	7.62	1.27	11.06	7.62	1.29	11.66	8.40	1.30	12.48	8.82	1.32	13.34	9.02	1.33	13.75	10.02	1.34
	115	8.99	7.32	1.44	10.16	7.31	1.47	10.71	8.07	1.48	11.47	8.46	1.49	12.26	8.66	1.51	12.64	9.62	1.52

TC : Total Capacity (kBtu/h) SHC : Sensible Heat Capacity (kBtu/h) IP : Input Power (kW)

		Indoor temperature																	
		17.8°CDB			21.1°CDB			23.9°CDB			26.7°CDB			29.4°CDB			32.2°CDB		
		12.2°CWB			15.6°CWB			17.2°CWB			19.4°CWB			21.7°CWB			22.8°CWB		
Outdoor temperature	(°CDB)	TC	SHC	IP	TC	SHC	IP	TC	SHC	IP	TC	SHC	IP	TC	SHC	IP	TC	SHC	IP
	-10.0	2.85	2.23	0.41	3.22	2.22	0.42	3.39	2.45	0.42	3.63	2.57	0.43	3.88	2.63	0.43	4.00	2.93	0.43
	-5.0	2.73	2.17	0.46	3.08	2.17	0.47	3.25	2.39	0.48	3.48	2.51	0.48	3.72	2.57	0.49	3.84	2.85	0.49
	0.0	2.68	2.15	0.51	3.03	2.15	0.52	3.19	2.37	0.53	3.42	2.48	0.53	3.66	2.54	0.54	3.77	2.83	0.54
	5.0	2.66	2.14	0.53	3.00	2.14	0.54	3.17	2.36	0.54	3.39	2.47	0.55	3.62	2.53	0.55	3.74	2.81	0.56
	10.0	2.68	2.15	0.53	3.03	2.15	0.54	3.19	2.37	0.55	3.42	2.48	0.55	3.66	2.54	0.56	3.77	2.83	0.56
	15.0	2.61	2.12	0.55	2.95	2.11	0.56	3.11	2.33	0.57	3.33	2.45	0.57	3.56	2.50	0.58	3.67	2.78	0.58
	19.4	3.25	2.41	0.81	3.67	2.41	0.82	3.87	2.66	0.83	4.14	2.79	0.84	4.42	2.85	0.85	4.56	3.17	0.85
	25.0	3.11	2.34	0.83	3.52	2.34	0.84	3.71	2.58	0.85	3.97	2.71	0.86	4.24	2.77	0.87	4.38	3.08	0.87
	30.6	2.92	2.25	0.92	3.30	2.25	0.93	3.48	2.48	0.94	3.73	2.60	0.95	3.98	2.66	0.96	4.11	2.96	0.97
	35.0	3.02	2.30	1.14	3.42	2.30	1.16	3.60	2.54	1.17	3.86	2.66	1.19	4.12	2.73	1.20	4.25	3.03	1.21
	40.0	2.87	2.23	1.27	3.24	2.23	1.29	3.42	2.46	1.30	3.66	2.58	1.32	3.91	2.64	1.33	4.03	2.94	1.34
	46.1	2.63	2.15	1.44	2.98	2.14	1.47	3.14	2.36	1.48	3.36	2.48	1.49	3.59	2.54	1.51	3.70	2.82	1.52

TC : Total Capacity (kW) SHC : Sensible Heat Capacity (kW) IP : Input Power (kW)

● Indoor unit : 14,000Btu

		Indoor temperature																	
		64 °FDB			70 °FDB			75 °FDB			80 °FDB			85 °FDB			90 °FDB		
		54 °FWB			60 °FWB			63 °FWB			67 °FWB			71 °FWB			73 °FWB		
Outdoor temperature	(°FDB)	TC	SHC	IP	TC	SHC	IP	TC	SHC	IP	TC	SHC	IP	TC	SHC	IP	TC	SHC	IP
	14	13.58	10.38	0.60	15.34	10.37	0.61	16.18	11.44	0.62	17.32	12.00	0.62	18.51	12.28	0.63	19.08	13.65	0.63
	23	13.01	10.13	0.68	14.70	10.12	0.69	15.50	11.16	0.70	16.60	11.71	0.71	17.74	11.98	0.72	18.29	13.32	0.72
	32	12.79	10.03	0.75	14.45	10.01	0.77	15.23	11.05	0.77	16.31	11.59	0.78	17.43	11.86	0.79	17.97	13.18	0.79
	41	12.67	9.98	0.77	14.32	9.96	0.79	15.10	10.99	0.79	16.16	11.53	0.80	17.28	11.80	0.81	17.81	13.11	0.81
	50	12.79	10.03	0.78	14.45	10.01	0.80	15.23	11.05	0.80	16.31	11.59	0.81	17.43	11.86	0.82	17.97	13.18	0.83
	59	12.79	10.03	0.86	14.45	10.02	0.88	15.23	11.05	0.88	16.31	11.59	0.89	17.43	11.86	0.90	17.97	13.18	0.91
	67	13.49	10.39	0.89	15.25	10.38	0.90	16.07	11.45	0.91	17.21	12.01	0.92	18.40	12.29	0.93	18.97	13.66	0.94
	77	12.94	10.10	0.91	14.63	10.09	0.92	15.42	11.13	0.93	16.51	11.67	0.94	17.65	11.94	0.95	18.19	13.28	0.96
	87	12.15	9.69	1.01	13.73	9.68	1.03	14.47	10.68	1.03	15.49	11.20	1.05	16.56	11.46	1.06	17.07	12.74	1.06
	95	13.25	10.24	1.40	14.98	10.23	1.43	15.79	11.28	1.44	16.91	11.84	1.46	18.07	12.11	1.47	18.63	13.46	1.48
	104	12.57	9.93	1.56	14.20	9.92	1.58	14.97	10.94	1.60	16.03	11.48	1.62	17.14	11.74	1.63	17.67	13.05	1.64
	115	11.38	9.52	1.69	12.86	9.51	1.72	13.56	10.49	1.74	14.52	11.00	1.76	15.52	11.26	1.78	16.00	12.51	1.79

TC : Total Capacity (kBtu/h) SHC : Sensible Heat Capacity (kBtu/h) IP : Input Power (kW)

		Indoor temperature																	
		17.8°CDB			21.1°CDB			23.9°CDB			26.7°CDB			29.4°CDB			32.2°CDB		
		12.2°CWB			15.6°CWB			17.2°CWB			19.4°CWB			21.7°CWB			22.8°CWB		
Outdoor temperature	(°CDB)	TC	SHC	IP	TC	SHC	IP	TC	SHC	IP	TC	SHC	IP	TC	SHC	IP	TC	SHC	IP
	-10.0	3.98	3.04	0.60	4.50	3.04	0.61	4.74	3.35	0.62	5.08	3.52	0.62	5.43	3.60	0.63	5.59	4.00	0.63
	-5.0	3.81	2.97	0.68	4.31	2.97	0.69	4.54	3.27	0.70	4.86	3.43	0.71	5.20	3.51	0.72	5.36	3.90	0.72
	0.0	3.75	2.94	0.75	4.23	2.94	0.77	4.46	3.24	0.77	4.78	3.40	0.78	5.11	3.48	0.79	5.27	3.86	0.79
	5.0	3.71	2.92	0.77	4.20	2.92	0.79	4.42	3.22	0.79	4.74	3.38	0.80	5.06	3.46	0.81	5.22	3.84	0.81
	10.0	3.75	2.94	0.78	4.23	2.94	0.80	4.46	3.24	0.80	4.78	3.40	0.81	5.11	3.48	0.82	5.27	3.86	0.83
	15.0	3.75	2.94	0.86	4.23	2.94	0.88	4.46	3.24	0.88	4.78	3.40	0.89	5.11	3.48	0.90	5.27	3.86	0.91
	19.4	3.95	3.04	0.89	4.47	3.04	0.90	4.71	3.35	0.91	5.04	3.52	0.92	5.39	3.60	0.93	5.56	4.00	0.94
	25.0	3.79	2.96	0.91	4.29	2.96	0.92	4.52	3.26	0.93	4.84	3.42	0.94	5.17	3.50	0.95	5.33	3.89	0.96
	30.6	3.56	2.84	1.01	4.02	2.84	1.03	4.24	3.13	1.03	4.54	3.28	1.05	4.85	3.36	1.06	5.00	3.73	1.06
	35.0	3.88	3.00	1.40	4.39	3.00	1.43	4.63	3.31	1.44	4.95	3.47	1.46	5.30	3.55	1.47	5.46	3.94	1.48
	40.0	3.68	2.91	1.56	4.16	2.91	1.58	4.39	3.21	1.60	4.70	3.36	1.62	5.02	3.44	1.63	5.18	3.83	1.64
	46.1	3.34	2.79	1.69	3.77	2.79	1.72	3.97	3.07	1.74	4.26	3.22	1.76	4.55	3.30	1.78	4.69	3.67	1.79

TC : Total Capacity (kW) SHC : Sensible Heat Capacity (kW) IP : Input Power (kW)

OUTDOOR UNIT
AOU24RLXFZ

● Indoor unit : 18,000Btu

		Indoor temperature																	
		64 °FDB			70 °FDB			75 °FDB			80 °FDB			85 °FDB			90 °FDB		
		54 °FWB			60 °FWB			63 °FWB			67 °FWB			71 °FWB			73 °FWB		
Outdoor temperature	(°FDB)	TC	SHC	IP	TC	SHC	IP	TC	SHC	IP	TC	SHC	IP	TC	SHC	IP	TC	SHC	IP
	14	14.33	10.78	0.70	16.19	10.77	0.71	17.07	11.88	0.72	18.28	12.46	0.73	19.54	12.75	0.73	20.14	14.17	0.74
	23	13.73	10.52	0.79	15.52	10.50	0.81	16.36	11.59	0.81	17.52	12.16	0.82	18.72	12.44	0.83	19.30	13.83	0.84
	32	13.49	10.41	0.88	15.25	10.40	0.89	16.08	11.47	0.90	17.21	12.04	0.91	18.40	12.31	0.92	18.97	13.69	0.92
	41	13.37	10.36	0.90	15.11	10.34	0.91	15.93	11.41	0.92	17.06	11.97	0.93	18.24	12.25	0.94	18.80	13.62	0.95
	50	13.49	10.41	0.91	15.25	10.40	0.93	16.08	11.47	0.93	17.21	12.04	0.94	18.40	12.31	0.96	18.97	13.69	0.96
	59	13.96	10.62	1.07	15.77	10.60	1.09	16.63	11.70	1.10	17.80	12.27	1.12	19.03	12.56	1.13	19.62	13.96	1.13
	67	15.33	11.26	1.21	17.33	11.24	1.23	18.27	12.40	1.24	19.56	13.01	1.25	20.91	13.32	1.27	21.55	14.80	1.28
	77	14.71	10.94	1.24	16.62	10.93	1.26	17.52	12.06	1.27	18.76	12.65	1.28	20.05	12.94	1.30	20.67	14.39	1.30
	87	13.80	10.50	1.37	15.60	10.49	1.40	16.44	11.57	1.41	17.60	12.14	1.42	18.82	12.42	1.44	19.40	13.81	1.45
	95	15.21	11.16	1.95	17.18	11.14	1.98	18.12	12.29	2.00	19.40	12.90	2.02	20.73	13.20	2.04	21.37	14.67	2.06
	104	14.42	10.82	2.16	16.30	10.81	2.20	17.18	11.92	2.22	18.39	12.51	2.24	19.66	12.80	2.27	20.27	14.22	2.28
	115	11.48	9.75	1.87	12.97	9.74	1.90	13.67	10.74	1.92	14.64	11.27	1.94	15.65	11.53	1.96	16.13	12.81	1.97

TC : Total Capacity (kBtu/h) SHC : Sensible Heat Capacity (kBtu/h) IP : Input Power (kW)

		Indoor temperature																	
		17.8°CDB			21.1°CDB			23.9°CDB			26.7°CDB			29.4°CDB			32.2°CDB		
		12.2°CWB			15.6°CWB			17.2°CWB			19.4°CWB			21.7°CWB			22.8°CWB		
Outdoor temperature	(°CDB)	TC	SHC	IP	TC	SHC	IP	TC	SHC	IP	TC	SHC	IP	TC	SHC	IP	TC	SHC	IP
	-10.0	4.20	3.16	0.70	4.75	3.16	0.71	5.00	3.48	0.72	5.36	3.65	0.73	5.73	3.74	0.73	5.90	4.15	0.74
	-5.0	4.02	3.08	0.79	4.55	3.08	0.81	4.79	3.40	0.81	5.13	3.56	0.82	5.49	3.65	0.83	5.66	4.05	0.84
	0.0	3.95	3.05	0.88	4.47	3.05	0.89	4.71	3.36	0.90	5.04	3.53	0.91	5.39	3.61	0.92	5.56	4.01	0.92
	5.0	3.92	3.04	0.90	4.43	3.03	0.91	4.67	3.34	0.92	5.00	3.51	0.93	5.34	3.59	0.94	5.51	3.99	0.95
	10.0	3.95	3.05	0.91	4.47	3.05	0.93	4.71	3.36	0.93	5.04	3.53	0.94	5.39	3.61	0.96	5.56	4.01	0.96
	15.0	4.09	3.11	1.07	4.62	3.11	1.09	4.87	3.43	1.10	5.22	3.60	1.12	5.58	3.68	1.13	5.75	4.09	1.13
	19.4	4.49	3.30	1.21	5.08	3.30	1.23	5.35	3.64	1.24	5.73	3.81	1.25	6.13	3.90	1.27	6.32	4.34	1.28
	25.0	4.31	3.21	1.24	4.87	3.20	1.26	5.13	3.53	1.27	5.50	3.71	1.28	5.88	3.79	1.30	6.06	4.22	1.30
	30.6	4.04	3.08	1.37	4.57	3.07	1.40	4.82	3.39	1.41	5.16	3.56	1.42	5.51	3.64	1.44	5.69	4.05	1.45
	35.0	4.46	3.27	1.95	5.04	3.27	1.98	5.31	3.60	2.00	5.68	3.78	2.02	6.08	3.87	2.04	6.26	4.30	2.06
	40.0	4.23	3.17	2.16	4.78	3.17	2.20	5.03	3.49	2.22	5.39	3.67	2.24	5.76	3.75	2.27	5.94	4.17	2.28
	46.1	3.36	2.86	1.87	3.80	2.85	1.90	4.01	3.15	1.92	4.29	3.30	1.94	4.59	3.38	1.96	4.73	3.76	1.97

TC : Total Capacity (kW) SHC : Sensible Heat Capacity (kW) IP : Input Power (kW)

● Indoor unit : 7,000Btu + 7,000Btu

		Indoor temperature																	
		64 °FDB			70 °FDB			75 °FDB			80 °FDB			85 °FDB			90 °FDB		
		54 °FWB			60 °FWB			63 °FWB			67 °FWB			71 °FWB			73 °FWB		
Outdoor temperature	(°FDB)	TC	SHC	IP	TC	SHC	IP	TC	SHC	IP	TC	SHC	IP	TC	SHC	IP	TC	SHC	IP
	14	12.74	10.15	0.51	14.40	10.14	0.52	15.18	11.18	0.53	16.25	11.73	0.53	17.38	12.00	0.54	17.91	13.34	0.54
	23	12.21	9.90	0.58	13.80	9.89	0.59	14.55	10.91	0.60	15.58	11.45	0.60	16.65	11.71	0.61	17.17	13.02	0.61
	32	12.00	9.80	0.64	13.56	9.79	0.65	14.30	10.80	0.66	15.31	11.33	0.67	16.36	11.59	0.67	16.87	12.88	0.68
	41	11.89	9.75	0.66	13.44	9.74	0.67	14.17	10.74	0.68	15.17	11.27	0.68	16.22	11.53	0.69	16.72	12.82	0.70
	50	12.00	9.80	0.67	13.56	9.79	0.68	14.30	10.80	0.68	15.31	11.33	0.69	16.36	11.59	0.70	16.87	12.88	0.70
	59	11.68	9.65	0.69	13.20	9.64	0.71	13.92	10.63	0.71	14.90	11.16	0.72	15.93	11.41	0.73	16.42	12.68	0.73
	67	14.52	10.99	1.01	16.41	10.98	1.03	17.30	12.11	1.04	18.53	12.71	1.05	19.80	13.00	1.06	20.42	14.45	1.07
	77	13.93	10.69	1.04	15.74	10.67	1.06	16.60	11.77	1.06	17.77	12.35	1.08	19.00	12.64	1.09	19.58	14.05	1.09
	87	13.07	10.26	1.15	14.77	10.24	1.17	15.57	11.30	1.18	16.68	11.86	1.19	17.83	12.13	1.21	18.38	13.48	1.21
	95	13.64	10.56	1.46	15.42	10.54	1.48	16.25	11.63	1.49	17.40	12.21	1.51	18.60	12.49	1.53	19.17	13.88	1.54
	104	12.94	10.24	1.62	14.62	10.22	1.64	15.41	11.28	1.66	16.50	11.84	1.68	17.64	12.11	1.70	18.18	13.46	1.70
	115	12.00	9.93	1.83	13.57	9.92	1.87	14.30	10.94	1.88	15.31	11.48	1.90	16.37	11.74	1.92	16.87	13.05	1.93

TC : Total Capacity (kBtu/h) SHC : Sensible Heat Capacity (kBtu/h) IP : Input Power (kW)

		Indoor temperature																	
		17.8°CDB			21.1°CDB			23.9°CDB			26.7°CDB			29.4°CDB			32.2°CDB		
		12.2°CWB			15.6°CWB			17.2°CWB			19.4°CWB			21.7°CWB			22.8°CWB		
Outdoor temperature	(°CDB)	TC	SHC	IP	TC	SHC	IP	TC	SHC	IP	TC	SHC	IP	TC	SHC	IP	TC	SHC	IP
	-10.0	3.73	2.97	0.51	4.22	2.97	0.52	4.45	3.28	0.53	4.76	3.44	0.53	5.09	3.52	0.54	5.25	3.91	0.54
	-5.0	3.58	2.90	0.58	4.04	2.90	0.59	4.26	3.20	0.60	4.57	3.35	0.60	4.88	3.43	0.61	5.03	3.81	0.61
	0.0	3.52	2.87	0.64	3.97	2.87	0.65	4.19	3.16	0.66	4.49	3.32	0.67	4.80	3.40	0.67	4.94	3.78	0.68
	5.0	3.49	2.86	0.66	3.94	2.85	0.67	4.15	3.15	0.68	4.45	3.30	0.68	4.75	3.38	0.69	4.90	3.76	0.70
	10.0	3.52	2.87	0.67	3.97	2.87	0.68	4.19	3.16	0.68	4.49	3.32	0.69	4.80	3.40	0.70	4.94	3.78	0.70
	15.0	3.42	2.83	0.69	3.87	2.82	0.71	4.08	3.12	0.71	4.37	3.27	0.72	4.67	3.35	0.73	4.81	3.72	0.73
	19.4	4.26	3.22	1.01	4.81	3.22	1.03	5.07	3.55	1.04	5.43	3.73	1.05	5.80	3.81	1.06	5.98	4.24	1.07
	25.0	4.08	3.13	1.04	4.61	3.13	1.06	4.86	3.45	1.06	5.21	3.62	1.08	5.57	3.70	1.09	5.74	4.12	1.09
	30.6	3.83	3.01	1.15	4.33	3.00	1.17	4.56	3.31	1.18	4.89	3.48	1.19	5.22	3.56	1.21	5.39	3.95	1.21
	35.0	4.00	3.09	1.46	4.52	3.09	1.48	4.76	3.41	1.49	5.10	3.58	1.51	5.45	3.66	1.53	5.62	4.07	1.54
	40.0	3.79	3.00	1.62	4.28	3.00	1.64	4.52	3.31	1.66	4.84	3.47	1.68	5.17	3.55	1.70	5.33	3.94	1.70
	46.1	3.52	2.91	1.83	3.98	2.91	1.87	4.19	3.21	1.88	4.49	3.36	1.90	4.80	3.44	1.92	4.95	3.83	1.93

TC : Total Capacity (kW) SHC : Sensible Heat Capacity (kW) IP : Input Power (kW)

OUTDOOR UNIT
AOU24RLXFZ

● Indoor unit : 7,000Btu + 9,000Btu

		Indoor temperature																	
		64 °FDB			70 °FDB			75 °FDB			80 °FDB			85 °FDB			90 °FDB		
		54 °FWB			60 °FWB			63 °FWB			67 °FWB			71 °FWB			73 °FWB		
Outdoor temperature	(°FDB)	TC	SHC	IP	TC	SHC	IP	TC	SHC	IP	TC	SHC	IP	TC	SHC	IP	TC	SHC	IP
	14	14.66	11.33	0.64	16.57	11.32	0.65	17.47	12.48	0.65	18.70	13.10	0.66	19.99	13.40	0.67	20.61	14.89	0.67
	23	14.05	11.05	0.72	15.88	11.04	0.73	16.74	12.18	0.74	17.92	12.78	0.75	19.16	13.08	0.76	19.75	14.53	0.76
	32	13.81	10.94	0.80	15.60	10.93	0.81	16.45	12.06	0.82	17.61	12.65	0.83	18.82	12.94	0.84	19.40	14.38	0.84
	41	13.68	10.89	0.82	15.46	10.87	0.83	16.30	11.99	0.84	17.45	12.59	0.85	18.66	12.88	0.86	19.23	14.31	0.86
	50	13.81	10.94	0.83	15.60	10.93	0.84	16.45	12.06	0.85	17.61	12.65	0.86	18.82	12.94	0.87	19.40	14.38	0.87
	59	13.44	10.77	0.86	15.19	10.76	0.87	16.01	11.87	0.88	17.14	12.45	0.89	18.32	12.74	0.90	18.89	14.16	0.91
	67	15.48	11.74	1.07	17.49	11.73	1.09	18.44	12.94	1.10	19.74	13.58	1.11	21.11	13.89	1.12	21.76	15.44	1.13
	77	14.85	11.41	1.09	16.78	11.40	1.11	17.69	12.57	1.12	18.94	13.20	1.13	20.24	13.50	1.15	20.87	15.00	1.15
	87	13.93	10.95	1.21	15.75	10.94	1.24	16.60	12.07	1.25	17.77	12.66	1.26	19.00	12.96	1.27	19.58	14.40	1.28
	95	15.52	11.71	1.76	17.54	11.70	1.80	18.49	12.90	1.81	19.80	13.54	1.83	21.17	13.85	1.85	21.82	15.40	1.86
	104	14.75	11.37	1.96	16.67	11.36	1.99	17.58	12.53	2.01	18.82	13.15	2.03	20.12	13.45	2.05	20.74	14.95	2.07
	115	12.19	10.43	1.86	13.77	10.41	1.90	14.52	11.49	1.91	15.54	12.06	1.93	16.61	12.33	1.96	17.13	13.71	1.97

TC : Total Capacity (kBtu/h) SHC : Sensible Heat Capacity (kBtu/h) IP : Input Power (kW)

		Indoor temperature																	
		17.8°CDB			21.1°CDB			23.9°CDB			26.7°CDB			29.4°CDB			32.2°CDB		
		12.2°CWB			15.6°CWB			17.2°CWB			19.4°CWB			21.7°CWB			22.8°CWB		
Outdoor temperature	(°CDB)	TC	SHC	IP	TC	SHC	IP	TC	SHC	IP	TC	SHC	IP	TC	SHC	IP	TC	SHC	IP
	-10.0	4.30	3.32	0.64	4.86	3.32	0.65	5.12	3.66	0.65	5.48	3.84	0.66	5.86	3.93	0.67	6.04	4.37	0.67
	-5.0	4.12	3.24	0.72	4.65	3.24	0.73	4.91	3.57	0.74	5.25	3.75	0.75	5.61	3.83	0.76	5.79	4.26	0.76
	0.0	4.05	3.21	0.80	4.57	3.20	0.81	4.82	3.53	0.82	5.16	3.71	0.83	5.52	3.79	0.84	5.69	4.22	0.84
	5.0	4.01	3.19	0.82	4.53	3.19	0.83	4.78	3.52	0.84	5.12	3.69	0.85	5.47	3.77	0.86	5.64	4.19	0.86
	10.0	4.05	3.21	0.83	4.57	3.20	0.84	4.82	3.53	0.85	5.16	3.71	0.86	5.52	3.79	0.87	5.69	4.22	0.87
	15.0	3.94	3.16	0.86	4.45	3.15	0.87	4.69	3.48	0.88	5.02	3.65	0.89	5.37	3.73	0.90	5.54	4.15	0.91
	19.4	4.54	3.44	1.07	5.13	3.44	1.09	5.40	3.79	1.10	5.79	3.98	1.11	6.19	4.07	1.12	6.38	4.52	1.13
	25.0	4.35	3.35	1.09	4.92	3.34	1.11	5.18	3.69	1.12	5.55	3.87	1.13	5.93	3.96	1.15	6.12	4.40	1.15
	30.6	4.08	3.21	1.21	4.61	3.21	1.24	4.86	3.54	1.25	5.21	3.71	1.26	5.57	3.80	1.27	5.74	4.22	1.28
	35.0	4.55	3.43	1.76	5.14	3.43	1.80	5.42	3.78	1.81	5.80	3.97	1.83	6.20	4.06	1.85	6.39	4.51	1.86
	40.0	4.32	3.33	1.96	4.89	3.33	1.99	5.15	3.67	2.01	5.52	3.85	2.03	5.90	3.94	2.05	6.08	4.38	2.07
	46.1	3.57	3.06	1.86	4.04	3.05	1.90	4.25	3.37	1.91	4.56	3.53	1.93	4.87	3.61	1.96	5.02	4.02	1.97

TC : Total Capacity (kW) SHC : Sensible Heat Capacity (kW) IP : Input Power (kW)

● Indoor unit : 7,000Btu + 12,000Btu

		Indoor temperature																	
		64 °FDB			70 °FDB			75 °FDB			80 °FDB			85 °FDB			90 °FDB		
		54 °FWB			60 °FWB			63 °FWB			67 °FWB			71 °FWB			73 °FWB		
Outdoor temperature	(°FDB)	TC	SHC	IP	TC	SHC	IP	TC	SHC	IP	TC	SHC	IP	TC	SHC	IP	TC	SHC	IP
	14	16.27	12.65	0.73	18.39	12.64	0.74	19.38	13.94	0.75	20.75	14.63	0.76	22.18	14.96	0.77	22.87	16.63	0.77
	23	15.59	12.34	0.83	17.62	12.33	0.84	18.58	13.60	0.85	19.89	14.27	0.86	21.26	14.60	0.87	21.92	16.23	0.87
	32	15.32	12.22	0.91	17.31	12.20	0.93	18.25	13.46	0.94	19.54	14.12	0.95	20.89	14.45	0.96	21.54	16.06	0.96
	41	15.19	12.15	0.94	17.16	12.14	0.95	18.09	13.39	0.96	19.37	14.05	0.97	20.71	14.38	0.98	21.34	15.98	0.99
	50	15.32	12.22	0.95	17.31	12.20	0.97	18.25	13.46	0.98	19.54	14.12	0.99	20.89	14.45	1.00	21.54	16.06	1.00
	59	15.31	12.21	1.04	17.30	12.20	1.06	18.23	13.45	1.07	19.52	14.12	1.08	20.87	14.44	1.09	21.51	16.05	1.10
	67	18.97	13.89	1.51	21.44	13.87	1.54	22.60	15.30	1.55	24.20	16.05	1.57	25.87	16.43	1.59	26.66	18.26	1.60
	77	18.20	13.50	1.55	20.56	13.48	1.58	21.68	14.87	1.59	23.21	15.61	1.61	24.81	15.97	1.63	25.58	17.75	1.63
	87	17.08	12.96	1.72	19.30	12.94	1.75	20.34	14.27	1.76	21.78	14.98	1.78	23.28	15.32	1.80	24.00	17.03	1.81
	95	17.72	13.29	2.15	20.02	13.28	2.19	21.11	14.64	2.21	22.60	15.37	2.23	24.16	15.72	2.26	24.91	17.47	2.27
	104	16.80	12.89	2.39	18.99	12.87	2.43	20.02	14.20	2.45	21.43	14.90	2.48	22.91	15.25	2.50	23.62	16.94	2.52
	115	13.10	11.50	2.05	14.80	11.48	2.09	15.61	12.67	2.10	16.71	13.29	2.13	17.86	13.60	2.15	18.41	15.12	2.16

TC : Total Capacity (kBtu/h) SHC : Sensible Heat Capacity (kBtu/h) IP : Input Power (kW)

		Indoor temperature																	
		17.8°CDB			21.1°CDB			23.9°CDB			26.7°CDB			29.4°CDB			32.2°CDB		
		12.2°CWB			15.6°CWB			17.2°CWB			19.4°CWB			21.7°CWB			22.8°CWB		
Outdoor temperature	(°CDB)	TC	SHC	IP	TC	SHC	IP	TC	SHC	IP	TC	SHC	IP	TC	SHC	IP	TC	SHC	IP
	-10.0	4.77	3.71	0.73	5.39	3.70	0.74	5.68	4.08	0.75	6.08	4.29	0.76	6.50	4.39	0.77	6.70	4.87	0.77
	-5.0	4.57	3.62	0.83	5.16	3.61	0.84	5.44	3.99	0.85	5.83	4.18	0.86	6.23	4.28	0.87	6.42	4.76	0.87
	0.0	4.49	3.58	0.91	5.07	3.58	0.93	5.35	3.95	0.94	5.73	4.14	0.95	6.12	4.24	0.96	6.31	4.71	0.96
	5.0	4.45	3.56	0.94	5.03	3.56	0.95	5.30	3.92	0.96	5.68	4.12	0.97	6.07	4.21	0.98	6.26	4.68	0.99
	10.0	4.49	3.58	0.95	5.07	3.58	0.97	5.35	3.95	0.98	5.73	4.14	0.99	6.12	4.24	1.00	6.31	4.71	1.00
	15.0	4.49	3.58	1.04	5.07	3.57	1.06	5.34	3.94	1.07	5.72	4.14	1.08	6.12	4.23	1.09	6.31	4.70	1.10
	19.4	5.56	4.07	1.51	6.28	4.07	1.54	6.62	4.48	1.55	7.09	4.71	1.57	7.58	4.81	1.59	7.81	5.35	1.60
	25.0	5.33	3.96	1.55	6.03	3.95	1.58	6.35	4.36	1.59	6.80	4.57	1.61	7.27	4.68	1.63	7.50	5.20	1.63
	30.6	5.00	3.80	1.72	5.66	3.79	1.75	5.96	4.18	1.76	6.38	4.39	1.78	6.82	4.49	1.80	7.03	4.99	1.81
	35.0	5.19	3.90	2.15	5.87	3.89	2.19	6.19	4.29	2.21	6.62	4.50	2.23	7.08	4.61	2.26	7.30	5.12	2.27
	40.0	4.92	3.78	2.39	5.57	3.77	2.43	5.87	4.16	2.45	6.28	4.37	2.48	6.71	4.47	2.50	6.92	4.97	2.52
	46.1	3.84	3.37	2.05	4.34	3.37	2.09	4.57	3.71	2.10	4.90	3.90	2.13	5.23	3.99	2.15	5.40	4.43	2.16

TC : Total Capacity (kW) SHC : Sensible Heat Capacity (kW) IP : Input Power (kW)

OUTDOOR UNIT
AOU24RLXFZ

● Indoor unit : 7,000Btu + 14,000Btu

		Indoor temperature																	
		64 °FDB			70 °FDB			75 °FDB			80 °FDB			85 °FDB			90 °FDB		
		54 °FWB			60 °FWB			63 °FWB			67 °FWB			71 °FWB			73 °FWB		
Outdoor temperature	(°FDB)	TC	SHC	IP	TC	SHC	IP	TC	SHC	IP	TC	SHC	IP	TC	SHC	IP	TC	SHC	IP
	14	17.06	13.38	0.80	19.28	13.36	0.81	20.32	14.74	0.82	21.76	15.47	0.83	23.26	15.82	0.84	23.98	17.59	0.84
	23	16.35	13.05	0.91	18.47	13.03	0.92	19.48	14.38	0.93	20.85	15.09	0.94	22.29	15.44	0.95	22.98	17.16	0.96
	32	16.06	12.92	1.00	18.15	12.90	1.02	19.14	14.23	1.03	20.49	14.94	1.04	21.90	15.28	1.05	22.58	16.98	1.05
	41	15.92	12.85	1.03	17.99	12.84	1.04	18.97	14.16	1.05	20.31	14.86	1.06	21.71	15.20	1.08	22.38	16.90	1.08
	50	16.06	12.92	1.04	18.15	12.90	1.06	19.14	14.23	1.07	20.49	14.94	1.08	21.90	15.28	1.09	22.58	16.98	1.10
	59	16.70	13.22	1.24	18.88	13.20	1.26	19.90	14.56	1.27	21.31	15.28	1.29	22.78	15.63	1.30	23.48	17.37	1.31
	67	19.27	14.42	1.55	21.78	14.40	1.58	22.96	15.89	1.59	24.58	16.67	1.61	26.28	17.06	1.63	27.09	18.95	1.64
	77	18.49	14.02	1.59	20.89	14.00	1.61	22.02	15.44	1.63	23.58	16.20	1.64	25.21	16.58	1.66	25.98	18.42	1.67
	87	17.35	13.45	1.76	19.61	13.44	1.79	20.67	14.82	1.81	22.13	15.55	1.83	23.65	15.91	1.85	24.38	17.68	1.86
	95	18.93	14.21	2.45	21.40	14.19	2.49	22.56	15.66	2.51	24.15	16.43	2.54	25.82	16.81	2.57	26.61	18.68	2.58
	104	16.87	13.29	2.39	19.07	13.28	2.43	20.10	14.65	2.45	21.52	15.37	2.48	23.01	15.72	2.51	23.72	17.48	2.52
	115	12.44	11.62	1.87	14.06	11.60	1.90	14.83	12.80	1.92	15.87	13.43	1.94	16.97	13.74	1.96	17.49	15.27	1.97

TC : Total Capacity (kBtu/h) SHC : Sensible Heat Capacity (kBtu/h) IP : Input Power (kW)

		Indoor temperature																	
		17.8°CDB			21.1°CDB			23.9°CDB			26.7°CDB			29.4°CDB			32.2°CDB		
		12.2°CWB			15.6°CWB			17.2°CWB			19.4°CWB			21.7°CWB			22.8°CWB		
Outdoor temperature	(°CDB)	TC	SHC	IP	TC	SHC	IP	TC	SHC	IP	TC	SHC	IP	TC	SHC	IP	TC	SHC	IP
	-10.0	5.00	3.92	0.80	5.65	3.92	0.81	5.96	4.32	0.82	6.38	4.53	0.83	6.82	4.64	0.84	7.03	5.15	0.84
	-5.0	4.79	3.82	0.91	5.41	3.82	0.92	5.71	4.21	0.93	6.11	4.42	0.94	6.53	4.52	0.95	6.73	5.03	0.96
	0.0	4.71	3.79	1.00	5.32	3.78	1.02	5.61	4.17	1.03	6.00	4.38	1.04	6.42	4.48	1.05	6.62	4.98	1.05
	5.0	4.67	3.77	1.03	5.27	3.76	1.04	5.56	4.15	1.05	5.95	4.35	1.06	6.36	4.46	1.08	6.56	4.95	1.08
	10.0	4.71	3.79	1.04	5.32	3.78	1.06	5.61	4.17	1.07	6.00	4.38	1.08	6.42	4.48	1.09	6.62	4.98	1.10
	15.0	4.90	3.87	1.24	5.53	3.87	1.26	5.83	4.27	1.27	6.24	4.48	1.29	6.68	4.58	1.30	6.88	5.09	1.31
	19.4	5.65	4.23	1.55	6.38	4.22	1.58	6.73	4.66	1.59	7.20	4.89	1.61	7.70	5.00	1.63	7.94	5.56	1.64
	25.0	5.42	4.11	1.59	6.12	4.10	1.61	6.45	4.53	1.63	6.91	4.75	1.64	7.39	4.86	1.66	7.62	5.40	1.67
	30.6	5.08	3.94	1.76	5.75	3.94	1.79	6.06	4.34	1.81	6.49	4.56	1.83	6.93	4.66	1.85	7.15	5.18	1.86
	35.0	5.55	4.17	2.45	6.27	4.16	2.49	6.61	4.59	2.51	7.08	4.82	2.54	7.57	4.93	2.57	7.80	5.48	2.58
	40.0	4.95	3.90	2.39	5.59	3.89	2.43	5.89	4.29	2.45	6.31	4.50	2.48	6.74	4.61	2.51	6.95	5.12	2.52
	46.1	3.65	3.41	1.87	4.12	3.40	1.90	4.34	3.75	1.92	4.65	3.94	1.94	4.97	4.03	1.96	5.13	4.48	1.97

TC : Total Capacity (kW) SHC : Sensible Heat Capacity (kW) IP : Input Power (kW)

● Indoor unit : 7,000Btu + 18,000Btu

		Indoor temperature																	
		64 °FDB			70 °FDB			75 °FDB			80 °FDB			85 °FDB			90 °FDB		
		54 °FWB			60 °FWB			63 °FWB			67 °FWB			71 °FWB			73 °FWB		
Outdoor temperature	(°FDB)	TC	SHC	IP	TC	SHC	IP	TC	SHC	IP	TC	SHC	IP	TC	SHC	IP	TC	SHC	IP
	14	19.44	14.44	1.05	21.97	14.42	1.06	23.16	15.91	1.07	24.80	16.70	1.08	26.51	17.08	1.10	27.33	18.98	1.10
	23	18.63	14.09	1.18	21.06	14.07	1.21	22.20	15.52	1.22	23.77	16.29	1.23	25.41	16.67	1.24	26.19	18.52	1.25
	32	18.31	13.95	1.31	20.69	13.93	1.33	21.81	15.37	1.34	23.35	16.12	1.36	24.96	16.50	1.37	25.74	18.33	1.38
	41	18.15	13.87	1.34	20.51	13.86	1.37	21.62	15.29	1.38	23.15	16.04	1.39	24.74	16.41	1.41	25.51	18.24	1.42
	50	18.31	13.95	1.36	20.69	13.93	1.38	21.81	15.37	1.39	23.35	16.12	1.41	24.96	16.50	1.43	25.74	18.33	1.43
	59	18.83	14.18	1.59	21.28	14.16	1.61	22.43	15.62	1.63	24.02	16.39	1.65	25.68	16.77	1.66	26.47	18.64	1.67
	67	21.52	15.38	1.94	24.32	15.36	1.97	25.64	16.95	1.99	27.45	17.78	2.01	29.34	18.19	2.04	30.25	20.22	2.05
	77	20.64	14.95	1.98	23.33	14.93	2.02	24.59	16.47	2.04	26.33	17.28	2.06	28.14	17.68	2.08	29.01	19.65	2.09
	87	19.37	14.35	2.20	21.89	14.33	2.24	23.08	15.81	2.26	24.71	16.59	2.28	26.41	16.97	2.31	27.23	18.86	2.32
	95	20.15	14.74	2.77	22.77	14.72	2.82	24.00	16.24	2.84	25.70	17.04	2.87	27.47	17.44	2.90	28.32	19.38	2.92
	104	16.90	13.31	2.31	19.10	13.30	2.35	20.13	14.67	2.37	21.55	15.39	2.40	23.04	15.75	2.43	23.75	17.50	2.44
	115	12.43	11.69	1.81	14.04	11.68	1.84	14.81	12.88	1.86	15.85	13.52	1.88	16.95	13.83	1.90	17.47	15.37	1.91

TC : Total Capacity (kBtu/h) SHC : Sensible Heat Capacity (kBtu/h) IP : Input Power (kW)

		Indoor temperature																	
		17.8°CDB			21.1°CDB			23.9°CDB			26.7°CDB			29.4°CDB			32.2°CDB		
		12.2°CWB			15.6°CWB			17.2°CWB			19.4°CWB			21.7°CWB			22.8°CWB		
Outdoor temperature	(°CDB)	TC	SHC	IP	TC	SHC	IP	TC	SHC	IP	TC	SHC	IP	TC	SHC	IP	TC	SHC	IP
	-10.0	5.70	4.23	1.05	6.44	4.23	1.06	6.79	4.66	1.07	7.27	4.89	1.08	7.77	5.01	1.10	8.01	5.56	1.10
	-5.0	5.46	4.13	1.18	6.17	4.12	1.21	6.51	4.55	1.22	6.97	4.77	1.23	7.45	4.88	1.24	7.68	5.43	1.25
	0.0	5.37	4.09	1.31	6.06	4.08	1.33	6.39	4.50	1.34	6.84	4.73	1.36	7.32	4.83	1.37	7.54	5.37	1.38
	5.0	5.32	4.07	1.34	6.01	4.06	1.37	6.34	4.48	1.38	6.78	4.70	1.39	7.25	4.81	1.41	7.48	5.35	1.42
	10.0	5.37	4.09	1.36	6.06	4.08	1.38	6.39	4.50	1.39	6.84	4.73	1.41	7.32	4.83	1.43	7.54	5.37	1.43
	15.0	5.52	4.15	1.59	6.24	4.15	1.61	6.58	4.58	1.63	7.04	4.80	1.65	7.53	4.91	1.66	7.76	5.46	1.67
	19.4	6.31	4.51	1.94	7.13	4.50	1.97	7.51	4.97	1.99	8.04	5.21	2.01	8.60	5.33	2.04	8.87	5.93	2.05
	25.0	6.05	4.38	1.98	6.84	4.38	2.02	7.21	4.83	2.04	7.72	5.07	2.06	8.25	5.18	2.08	8.50	5.76	2.09
	30.6	5.68	4.21	2.20	6.42	4.20	2.24	6.76	4.63	2.26	7.24	4.86	2.28	7.74	4.97	2.31	7.98	5.53	2.32
	35.0	5.91	4.32	2.77	6.67	4.32	2.82	7.04	4.76	2.84	7.53	5.00	2.87	8.05	5.11	2.90	8.30	5.68	2.92
	40.0	4.95	3.90	2.31	5.60	3.90	2.35	5.90	4.30	2.37	6.32	4.51	2.40	6.75	4.62	2.43	6.96	5.13	2.44
	46.1	3.64	3.43	1.81	4.12	3.42	1.84	4.34	3.77	1.86	4.65	3.96	1.88	4.97	4.05	1.90	5.12	4.50	1.91

TC : Total Capacity (kW) SHC : Sensible Heat Capacity (kW) IP : Input Power (kW)

OUTDOOR UNIT
AOU24RLXFZ

● Indoor unit : 9,000Btu + 9,000Btu

		Indoor temperature																	
		64 °FDB			70 °FDB			75 °FDB			80 °FDB			85 °FDB			90 °FDB		
		54 °FWB			60 °FWB			63 °FWB			67 °FWB			71 °FWB			73 °FWB		
Outdoor temperature	(°FDB)	TC	SHC	IP	TC	SHC	IP	TC	SHC	IP	TC	SHC	IP	TC	SHC	IP	TC	SHC	IP
	14	15.07	11.87	0.66	17.03	11.86	0.67	17.95	13.08	0.67	19.22	13.73	0.68	20.54	14.04	0.69	21.18	15.61	0.69
	23	14.44	11.58	0.74	16.32	11.57	0.76	17.20	12.76	0.76	18.42	13.39	0.77	19.69	13.70	0.78	20.30	15.23	0.78
	32	14.19	11.47	0.82	16.03	11.45	0.84	16.90	12.63	0.84	18.10	13.26	0.85	19.35	13.56	0.86	19.94	15.07	0.87
	41	14.06	11.41	0.84	15.89	11.39	0.86	16.75	12.57	0.86	17.94	13.19	0.87	19.17	13.49	0.88	19.77	14.99	0.89
	50	14.19	11.47	0.85	16.03	11.45	0.87	16.90	12.63	0.88	18.10	13.26	0.89	19.35	13.56	0.90	19.94	15.07	0.90
	59	14.56	11.64	0.99	16.45	11.62	1.01	17.35	12.82	1.02	18.57	13.46	1.03	19.85	13.77	1.04	20.47	15.30	1.05
	67	16.99	12.78	1.27	19.21	12.77	1.29	20.25	14.08	1.30	21.68	14.78	1.32	23.17	15.12	1.33	23.89	16.81	1.34
	77	16.30	12.43	1.30	18.42	12.41	1.32	19.42	13.69	1.33	20.79	14.37	1.35	22.23	14.70	1.36	22.91	16.34	1.37
	87	15.30	11.93	1.44	17.29	11.91	1.46	18.22	13.14	1.48	19.51	13.79	1.49	20.86	14.11	1.51	21.50	15.68	1.52
	95	16.86	12.67	2.04	19.05	12.66	2.08	20.08	13.96	2.10	21.50	14.65	2.12	22.98	14.99	2.14	23.69	16.66	2.16
	104	15.98	12.29	2.27	18.06	12.27	2.31	19.04	13.54	2.33	20.39	14.20	2.35	21.80	14.53	2.38	22.47	16.15	2.39
	115	12.45	10.96	1.90	14.07	10.94	1.94	14.83	12.07	1.95	15.88	12.67	1.97	16.98	12.96	2.00	17.50	14.40	2.01

TC : Total Capacity (kBtu/h) SHC : Sensible Heat Capacity (kBtu/h) IP : Input Power (kW)

		Indoor temperature																	
		17.8°CDB			21.1°CDB			23.9°CDB			26.7°CDB			29.4°CDB			32.2°CDB		
		12.2°CWB			15.6°CWB			17.2°CWB			19.4°CWB			21.7°CWB			22.8°CWB		
Outdoor temperature	(°CDB)	TC	SHC	IP	TC	SHC	IP	TC	SHC	IP	TC	SHC	IP	TC	SHC	IP	TC	SHC	IP
	-10.0	4.42	3.48	0.66	4.99	3.48	0.67	5.26	3.83	0.67	5.63	4.02	0.68	6.02	4.12	0.69	6.21	4.57	0.69
	-5.0	4.23	3.39	0.74	4.78	3.39	0.76	5.04	3.74	0.76	5.40	3.92	0.77	5.77	4.02	0.78	5.95	4.46	0.78
	0.0	4.16	3.36	0.82	4.70	3.36	0.84	4.95	3.70	0.84	5.30	3.88	0.85	5.67	3.97	0.86	5.84	4.42	0.87
	5.0	4.12	3.34	0.84	4.66	3.34	0.86	4.91	3.68	0.86	5.26	3.86	0.87	5.62	3.95	0.88	5.79	4.39	0.89
	10.0	4.16	3.36	0.85	4.70	3.36	0.87	4.95	3.70	0.88	5.30	3.88	0.89	5.67	3.97	0.90	5.84	4.42	0.90
	15.0	4.27	3.41	0.99	4.82	3.41	1.01	5.08	3.76	1.02	5.44	3.94	1.03	5.82	4.03	1.04	6.00	4.48	1.05
	19.4	4.98	3.75	1.27	5.63	3.74	1.29	5.93	4.13	1.30	6.35	4.33	1.32	6.79	4.43	1.33	7.00	4.93	1.34
	25.0	4.78	3.64	1.30	5.40	3.64	1.32	5.69	4.01	1.33	6.09	4.21	1.35	6.51	4.31	1.36	6.72	4.79	1.37
	30.6	4.48	3.50	1.44	5.07	3.49	1.46	5.34	3.85	1.48	5.72	4.04	1.49	6.11	4.13	1.51	6.30	4.60	1.52
	35.0	4.94	3.71	2.04	5.58	3.71	2.08	5.89	4.09	2.10	6.30	4.29	2.12	6.74	4.39	2.14	6.94	4.88	2.16
	40.0	4.68	3.60	2.27	5.29	3.60	2.31	5.58	3.97	2.33	5.98	4.16	2.35	6.39	4.26	2.38	6.59	4.73	2.39
	46.1	3.65	3.21	1.90	4.12	3.21	1.94	4.35	3.54	1.95	4.65	3.71	1.97	4.98	3.80	2.00	5.13	4.22	2.01

TC : Total Capacity (kW) SHC : Sensible Heat Capacity (kW) IP : Input Power (kW)

● Indoor unit : 9,000Btu + 12,000Btu

		Indoor temperature																	
		64 °FDB			70 °FDB			75 °FDB			80 °FDB			85 °FDB			90 °FDB		
		54 °FWB			60 °FWB			63 °FWB			67 °FWB			71 °FWB			73 °FWB		
Outdoor temperature	(°FDB)	TC	SHC	IP	TC	SHC	IP	TC	SHC	IP	TC	SHC	IP	TC	SHC	IP	TC	SHC	IP
	14	15.69	12.43	0.71	17.73	12.42	0.72	18.69	13.70	0.72	20.01	14.37	0.73	21.39	14.71	0.74	22.05	16.34	0.74
	23	15.04	12.13	0.80	16.99	12.12	0.81	17.91	13.36	0.82	19.18	14.02	0.83	20.50	14.35	0.84	21.13	15.95	0.84
	32	14.77	12.01	0.88	16.70	11.99	0.90	17.60	13.23	0.91	18.84	13.88	0.92	20.15	14.20	0.93	20.77	15.78	0.93
	41	14.64	11.95	0.91	16.55	11.93	0.92	17.45	13.16	0.93	18.68	13.81	0.94	19.97	14.13	0.95	20.58	15.70	0.96
	50	14.77	12.01	0.92	16.70	11.99	0.93	17.60	13.23	0.94	18.84	13.88	0.95	20.15	14.20	0.96	20.77	15.78	0.97
	59	15.28	12.24	1.08	17.27	12.23	1.10	18.20	13.49	1.11	19.49	14.16	1.12	20.84	14.48	1.14	21.48	16.10	1.14
	67	18.83	13.88	1.56	21.28	13.86	1.58	22.44	15.29	1.60	24.02	16.05	1.61	25.68	16.42	1.63	26.47	18.25	1.64
	77	18.07	13.49	1.59	20.42	13.48	1.62	21.52	14.87	1.63	23.04	15.60	1.65	24.63	15.96	1.67	25.39	17.74	1.68
	87	16.95	12.95	1.77	19.16	12.93	1.80	20.20	14.27	1.81	21.62	14.97	1.83	23.12	15.32	1.85	23.83	17.02	1.86
	95	18.50	13.68	2.46	20.91	13.66	2.50	22.04	15.07	2.52	23.60	15.82	2.55	25.23	16.18	2.58	26.01	17.99	2.59
	104	16.63	12.86	2.35	18.79	12.84	2.39	19.81	14.17	2.41	21.21	14.87	2.44	22.67	15.21	2.46	23.37	16.90	2.48
	115	12.42	11.30	1.89	14.03	11.28	1.92	14.79	12.45	1.94	15.84	13.06	1.96	16.93	13.36	1.98	17.45	14.85	1.99

TC : Total Capacity (kBtu/h) SHC : Sensible Heat Capacity (kBtu/h) IP : Input Power (kW)

		Indoor temperature																	
		17.8°CDB			21.1°CDB			23.9°CDB			26.7°CDB			29.4°CDB			32.2°CDB		
		12.2°CWB			15.6°CWB			17.2°CWB			19.4°CWB			21.7°CWB			22.8°CWB		
Outdoor temperature	(°CDB)	TC	SHC	IP	TC	SHC	IP	TC	SHC	IP	TC	SHC	IP	TC	SHC	IP	TC	SHC	IP
	-10.0	4.60	3.64	0.71	5.20	3.64	0.72	5.48	4.01	0.72	5.87	4.21	0.73	6.27	4.31	0.74	6.46	4.79	0.74
	-5.0	4.41	3.56	0.80	4.98	3.55	0.81	5.25	3.92	0.82	5.62	4.11	0.83	6.01	4.21	0.84	6.19	4.67	0.84
	0.0	4.33	3.52	0.88	4.89	3.51	0.90	5.16	3.88	0.91	5.52	4.07	0.92	5.90	4.16	0.93	6.09	4.63	0.93
	5.0	4.29	3.50	0.91	4.85	3.50	0.92	5.11	3.86	0.93	5.47	4.05	0.94	5.85	4.14	0.95	6.03	4.60	0.96
	10.0	4.33	3.52	0.92	4.89	3.51	0.93	5.16	3.88	0.94	5.52	4.07	0.95	5.90	4.16	0.96	6.09	4.63	0.97
	15.0	4.48	3.59	1.08	5.06	3.58	1.10	5.34	3.95	1.11	5.71	4.15	1.12	6.11	4.24	1.14	6.30	4.72	1.14
	19.4	5.52	4.07	1.56	6.24	4.06	1.58	6.58	4.48	1.60	7.04	4.70	1.61	7.53	4.81	1.63	7.76	5.35	1.64
	25.0	5.29	3.95	1.59	5.98	3.95	1.62	6.31	4.36	1.63	6.75	4.57	1.65	7.22	4.68	1.67	7.44	5.20	1.68
	30.6	4.97	3.80	1.77	5.62	3.79	1.80	5.92	4.18	1.81	6.34	4.39	1.83	6.77	4.49	1.85	6.98	4.99	1.86
	35.0	5.42	4.01	2.46	6.13	4.00	2.50	6.46	4.42	2.52	6.92	4.64	2.55	7.39	4.74	2.58	7.62	5.27	2.59
	40.0	4.87	3.77	2.35	5.51	3.76	2.39	5.81	4.15	2.41	6.22	4.36	2.44	6.64	4.46	2.46	6.85	4.95	2.48
	46.1	3.64	3.31	1.89	4.11	3.31	1.92	4.34	3.65	1.94	4.64	3.83	1.96	4.96	3.92	1.98	5.11	4.35	1.99

TC : Total Capacity (kW) SHC : Sensible Heat Capacity (kW) IP : Input Power (kW)

OUTDOOR UNIT
AOU24RLXFZ

● Indoor unit : 9,000Btu + 14,000Btu

		Indoor temperature																	
		64 °FDB			70 °FDB			75 °FDB			80 °FDB			85 °FDB			90 °FDB		
		54 °FWB			60 °FWB			63 °FWB			67 °FWB			71 °FWB			73 °FWB		
Outdoor temperature	(°FDB)	TC	SHC	IP	TC	SHC	IP	TC	SHC	IP	TC	SHC	IP	TC	SHC	IP	TC	SHC	IP
	14	17.42	13.68	0.83	19.68	13.66	0.84	20.75	15.07	0.85	22.22	15.81	0.86	23.75	16.18	0.87	24.48	17.98	0.87
	23	16.69	13.34	0.94	18.86	13.33	0.95	19.88	14.70	0.96	21.29	15.43	0.97	22.76	15.78	0.98	23.46	17.54	0.99
	32	16.40	13.21	1.03	18.53	13.19	1.05	19.54	14.55	1.06	20.92	15.27	1.07	22.36	15.63	1.09	23.05	17.37	1.09
	41	16.26	13.14	1.06	18.37	13.13	1.08	19.37	14.48	1.09	20.73	15.19	1.10	22.16	15.54	1.11	22.85	17.28	1.12
	50	16.40	13.21	1.08	18.53	13.19	1.09	19.54	14.55	1.10	20.92	15.27	1.12	22.36	15.63	1.13	23.05	17.37	1.13
	59	17.32	13.63	1.33	19.57	13.62	1.35	20.63	15.02	1.36	22.09	15.76	1.38	23.61	16.13	1.39	24.34	17.92	1.40
	67	19.64	14.72	1.60	22.19	14.71	1.62	23.39	16.22	1.64	25.05	17.02	1.66	26.77	17.42	1.68	27.60	19.36	1.68
	77	18.83	14.31	1.63	21.28	14.30	1.66	22.44	15.77	1.68	24.02	16.55	1.69	25.68	16.93	1.71	26.47	18.82	1.72
	87	17.67	13.74	1.81	19.97	13.72	1.84	21.06	15.13	1.86	22.54	15.88	1.88	24.10	16.25	1.90	24.84	18.06	1.91
	95	19.44	14.58	2.56	21.97	14.56	2.61	23.16	16.06	2.63	24.80	16.86	2.66	26.51	17.25	2.69	27.33	19.17	2.71
	104	16.45	13.23	2.22	18.59	13.22	2.26	19.59	14.58	2.28	20.98	15.30	2.30	22.43	15.65	2.33	23.12	17.39	2.34
	115	12.13	11.63	1.74	13.71	11.61	1.77	14.45	12.81	1.79	15.47	13.44	1.81	16.54	13.75	1.83	17.05	15.28	1.84

TC : Total Capacity (kBtu/h) SHC : Sensible Heat Capacity (kBtu/h) IP : Input Power (kW)

		Indoor temperature																	
		17.8°CDB			21.1°CDB			23.9°CDB			26.7°CDB			29.4°CDB			32.2°CDB		
		12.2°CWB			15.6°CWB			17.2°CWB			19.4°CWB			21.7°CWB			22.8°CWB		
Outdoor temperature	(°CDB)	TC	SHC	IP	TC	SHC	IP	TC	SHC	IP	TC	SHC	IP	TC	SHC	IP	TC	SHC	IP
	-10.0	5.10	4.01	0.83	5.77	4.00	0.84	6.08	4.42	0.85	6.51	4.63	0.86	6.96	4.74	0.87	7.18	5.27	0.87
	-5.0	4.89	3.91	0.94	5.53	3.91	0.95	5.83	4.31	0.96	6.24	4.52	0.97	6.67	4.63	0.98	6.88	5.14	0.99
	0.0	4.81	3.87	1.03	5.43	3.87	1.05	5.73	4.27	1.06	6.13	4.48	1.07	6.55	4.58	1.09	6.76	5.09	1.09
	5.0	4.76	3.85	1.06	5.38	3.85	1.08	5.68	4.24	1.09	6.08	4.45	1.10	6.50	4.56	1.11	6.70	5.06	1.12
	10.0	4.81	3.87	1.08	5.43	3.87	1.09	5.73	4.27	1.10	6.13	4.48	1.12	6.55	4.58	1.13	6.76	5.09	1.13
	15.0	5.08	4.00	1.33	5.74	3.99	1.35	6.05	4.40	1.36	6.47	4.62	1.38	6.92	4.73	1.39	7.13	5.25	1.40
	19.4	5.75	4.32	1.60	6.50	4.31	1.62	6.86	4.75	1.64	7.34	4.99	1.66	7.85	5.10	1.68	8.09	5.67	1.68
	25.0	5.52	4.19	1.63	6.24	4.19	1.66	6.58	4.62	1.68	7.04	4.85	1.69	7.53	4.96	1.71	7.76	5.51	1.72
	30.6	5.18	4.03	1.81	5.85	4.02	1.84	6.17	4.44	1.86	6.61	4.65	1.88	7.06	4.76	1.90	7.28	5.29	1.91
	35.0	5.70	4.27	2.56	6.44	4.27	2.61	6.79	4.71	2.63	7.27	4.94	2.66	7.77	5.05	2.69	8.01	5.62	2.71
	40.0	4.82	3.88	2.22	5.45	3.87	2.26	5.74	4.27	2.28	6.15	4.48	2.30	6.57	4.59	2.33	6.78	5.10	2.34
	46.1	3.55	3.41	1.74	4.02	3.40	1.77	4.24	3.75	1.79	4.53	3.94	1.81	4.85	4.03	1.83	5.00	4.48	1.84

TC : Total Capacity (kW) SHC : Sensible Heat Capacity (kW) IP : Input Power (kW)

● Indoor unit : 9,000Btu + 18,000Btu

		Indoor temperature																	
		64 °FDB			70 °FDB			75 °FDB			80 °FDB			85 °FDB			90 °FDB		
		54 °FWB			60 °FWB			63 °FWB			67 °FWB			71 °FWB			73 °FWB		
Outdoor temperature	(°FDB)	TC	SHC	IP	TC	SHC	IP	TC	SHC	IP	TC	SHC	IP	TC	SHC	IP	TC	SHC	IP
	14	19.67	14.86	1.05	22.23	14.84	1.06	23.43	16.37	1.07	25.09	17.18	1.08	26.82	17.57	1.10	27.65	19.53	1.10
	23	18.85	14.50	1.18	21.30	14.48	1.21	22.46	15.97	1.22	24.04	16.76	1.23	25.70	17.15	1.24	26.50	19.06	1.25
	32	18.52	14.35	1.31	20.93	14.33	1.33	22.07	15.81	1.34	23.63	16.59	1.36	25.26	16.97	1.37	26.04	18.86	1.38
	41	18.36	14.27	1.34	20.75	14.26	1.37	21.87	15.73	1.38	23.42	16.50	1.39	25.03	16.88	1.41	25.81	18.77	1.42
	50	18.52	14.35	1.36	20.93	14.33	1.38	22.07	15.81	1.39	23.63	16.59	1.41	25.26	16.97	1.43	26.04	18.86	1.43
	59	19.88	14.95	1.74	22.47	14.93	1.77	23.68	16.47	1.78	25.36	17.28	1.80	27.11	17.68	1.82	27.94	19.65	1.83
	67	22.10	15.96	2.00	24.97	15.94	2.04	26.32	17.58	2.05	28.18	18.45	2.08	30.13	18.88	2.10	31.06	20.98	2.11
	77	21.19	15.51	2.05	23.95	15.50	2.08	25.25	17.09	2.10	27.03	17.94	2.12	28.90	18.35	2.15	29.79	20.40	2.16
	87	19.89	14.89	2.27	22.48	14.87	2.31	23.70	16.40	2.33	25.37	17.21	2.36	27.12	17.61	2.38	27.96	19.57	2.40
	95	20.38	15.17	2.77	23.04	15.15	2.82	24.28	16.71	2.84	26.00	17.54	2.87	27.79	17.94	2.90	28.65	19.94	2.92
	104	17.00	13.65	2.31	19.21	13.63	2.35	20.25	15.04	2.37	21.68	15.78	2.40	23.18	16.15	2.43	23.89	17.94	2.44
	115	12.57	12.03	1.81	14.21	12.01	1.84	14.98	13.25	1.86	16.04	13.91	1.88	17.14	14.23	1.90	17.67	15.81	1.91

TC : Total Capacity (kBtu/h) SHC : Sensible Heat Capacity (kBtu/h) IP : Input Power (kW)

		Indoor temperature																	
		17.8°CDB			21.1°CDB			23.9°CDB			26.7°CDB			29.4°CDB			32.2°CDB		
		12.2°CWB			15.6°CWB			17.2°CWB			19.4°CWB			21.7°CWB			22.8°CWB		
Outdoor temperature	(°CDB)	TC	SHC	IP	TC	SHC	IP	TC	SHC	IP	TC	SHC	IP	TC	SHC	IP	TC	SHC	IP
	-10.0	5.77	4.35	1.05	6.52	4.35	1.06	6.87	4.80	1.07	7.35	5.03	1.08	7.86	5.15	1.10	8.10	5.72	1.10
	-5.0	5.52	4.25	1.18	6.24	4.24	1.21	6.58	4.68	1.22	7.05	4.91	1.23	7.53	5.03	1.24	7.77	5.58	1.25
	0.0	5.43	4.21	1.31	6.14	4.20	1.33	6.47	4.63	1.34	6.92	4.86	1.36	7.40	4.97	1.37	7.63	5.53	1.38
	5.0	5.38	4.18	1.34	6.08	4.18	1.37	6.41	4.61	1.38	6.86	4.84	1.39	7.34	4.95	1.41	7.56	5.50	1.42
	10.0	5.43	4.21	1.36	6.14	4.20	1.38	6.47	4.63	1.39	6.92	4.86	1.41	7.40	4.97	1.43	7.63	5.53	1.43
	15.0	5.83	4.38	1.74	6.58	4.38	1.77	6.94	4.83	1.78	7.43	5.07	1.80	7.94	5.18	1.82	8.19	5.76	1.83
	19.4	6.48	4.68	2.00	7.32	4.67	2.04	7.72	5.15	2.05	8.26	5.41	2.08	8.83	5.53	2.10	9.10	6.15	2.11
	25.0	6.21	4.55	2.05	7.02	4.54	2.08	7.40	5.01	2.10	7.92	5.26	2.12	8.47	5.38	2.15	8.73	5.98	2.16
	30.6	5.83	4.36	2.27	6.59	4.36	2.31	6.94	4.81	2.33	7.44	5.05	2.36	7.95	5.16	2.38	8.19	5.74	2.40
	35.0	5.97	4.45	2.77	6.75	4.44	2.82	7.12	4.90	2.84	7.62	5.14	2.87	8.15	5.26	2.90	8.40	5.84	2.92
	40.0	4.98	4.00	2.31	5.63	4.00	2.35	5.93	4.41	2.37	6.35	4.63	2.40	6.79	4.73	2.43	7.00	5.26	2.44
	46.1	3.68	3.53	1.81	4.16	3.52	1.84	4.39	3.88	1.86	4.70	4.08	1.88	5.02	4.17	1.90	5.18	4.63	1.91

TC : Total Capacity (kW) SHC : Sensible Heat Capacity (kW) IP : Input Power (kW)

OUTDOOR UNIT
AOU24RLXFZ

● Indoor unit : 12,000Btu + 12,000Btu

		Indoor temperature																	
		64 °FDB			70 °FDB			75 °FDB			80 °FDB			85 °FDB			90 °FDB		
		54 °FWB			60 °FWB			63 °FWB			67 °FWB			71 °FWB			73 °FWB		
Outdoor temperature	(°FDB)	TC	SHC	IP	TC	SHC	IP	TC	SHC	IP	TC	SHC	IP	TC	SHC	IP	TC	SHC	IP
	14	16.79	13.20	0.80	18.97	13.19	0.82	20.00	14.55	0.82	21.41	15.27	0.83	22.89	15.62	0.84	23.60	17.36	0.85
	23	16.09	12.88	0.91	18.18	12.87	0.93	19.17	14.19	0.93	20.52	14.89	0.94	21.94	15.24	0.96	22.62	16.94	0.96
	32	15.81	12.75	1.00	17.87	12.74	1.02	18.83	14.05	1.03	20.17	14.74	1.04	21.56	15.08	1.05	22.22	16.76	1.06
	41	15.67	12.69	1.03	17.71	12.67	1.05	18.67	13.98	1.06	19.99	14.67	1.07	21.37	15.01	1.08	22.03	16.68	1.09
	50	15.81	12.75	1.04	17.87	12.74	1.06	18.83	14.05	1.07	20.17	14.74	1.08	21.56	15.08	1.10	22.22	16.76	1.10
	59	16.44	13.05	1.25	18.58	13.03	1.27	19.59	14.37	1.28	20.97	15.08	1.29	22.42	15.43	1.31	23.11	17.15	1.32
	67	20.60	14.93	1.86	23.28	14.91	1.89	24.54	16.45	1.90	26.28	17.26	1.92	28.09	17.66	1.95	28.96	19.63	1.96
	77	19.76	14.51	1.90	22.33	14.50	1.93	23.54	15.99	1.95	25.21	16.78	1.97	26.94	17.17	1.99	27.78	19.08	2.00
	87	18.54	13.93	2.11	20.96	13.91	2.14	22.09	15.35	2.16	23.65	16.10	2.18	25.29	16.48	2.21	26.07	18.31	2.22
	95	19.60	14.45	2.74	22.15	14.43	2.79	23.35	15.91	2.81	25.00	16.70	2.84	26.73	17.09	2.87	27.55	18.99	2.89
	104	16.86	13.24	2.40	19.05	13.22	2.44	20.09	14.58	2.46	21.51	15.30	2.49	22.99	15.66	2.52	23.70	17.40	2.53
	115	12.56	11.67	1.88	14.20	11.65	1.91	14.97	12.85	1.93	16.02	13.49	1.95	17.13	13.80	1.97	17.66	15.34	1.98

TC : Total Capacity (kBtu/h) SHC : Sensible Heat Capacity (kBtu/h) IP : Input Power (kW)

		Indoor temperature																	
		17.8°CDB			21.1°CDB			23.9°CDB			26.7°CDB			29.4°CDB			32.2°CDB		
		12.2°CWB			15.6°CWB			17.2°CWB			19.4°CWB			21.7°CWB			22.8°CWB		
Outdoor temperature	(°CDB)	TC	SHC	IP	TC	SHC	IP	TC	SHC	IP	TC	SHC	IP	TC	SHC	IP	TC	SHC	IP
	-10.0	4.92	3.87	0.80	5.56	3.87	0.82	5.86	4.26	0.82	6.28	4.47	0.83	6.71	4.58	0.84	6.92	5.09	0.85
	-5.0	4.72	3.78	0.91	5.33	3.77	0.93	5.62	4.16	0.93	6.01	4.37	0.94	6.43	4.47	0.96	6.63	4.96	0.96
	0.0	4.63	3.74	1.00	5.24	3.73	1.02	5.52	4.12	1.03	5.91	4.32	1.04	6.32	4.42	1.05	6.51	4.91	1.06
	5.0	4.59	3.72	1.03	5.19	3.71	1.05	5.47	4.10	1.06	5.86	4.30	1.07	6.26	4.40	1.08	6.46	4.89	1.09
	10.0	4.63	3.74	1.04	5.24	3.73	1.06	5.52	4.12	1.07	5.91	4.32	1.08	6.32	4.42	1.10	6.51	4.91	1.10
	15.0	4.82	3.82	1.25	5.45	3.82	1.27	5.74	4.21	1.28	6.15	4.42	1.29	6.57	4.52	1.31	6.77	5.03	1.32
	19.4	6.04	4.38	1.86	6.82	4.37	1.89	7.19	4.82	1.90	7.70	5.06	1.92	8.23	5.18	1.95	8.49	5.75	1.96
	25.0	5.79	4.25	1.90	6.55	4.25	1.93	6.90	4.69	1.95	7.39	4.92	1.97	7.90	5.03	1.99	8.14	5.59	2.00
	30.6	5.44	4.08	2.11	6.14	4.08	2.14	6.47	4.50	2.16	6.93	4.72	2.18	7.41	4.83	2.21	7.64	5.37	2.22
	35.0	5.74	4.23	2.74	6.49	4.23	2.79	6.84	4.66	2.81	7.33	4.89	2.84	7.83	5.01	2.87	8.07	5.57	2.89
	40.0	4.94	3.88	2.40	5.58	3.87	2.44	5.89	4.27	2.46	6.30	4.49	2.49	6.74	4.59	2.52	6.95	5.10	2.53
	46.1	3.68	3.42	1.88	4.16	3.42	1.91	4.39	3.77	1.93	4.70	3.95	1.95	5.02	4.05	1.97	5.18	4.50	1.98

TC : Total Capacity (kW) SHC : Sensible Heat Capacity (kW) IP : Input Power (kW)

● Indoor unit : 12,000Btu + 14,000Btu

		Indoor temperature																	
		64 °FDB			70 °FDB			75 °FDB			80 °FDB			85 °FDB			90 °FDB		
		54 °FWB			60 °FWB			63 °FWB			67 °FWB			71 °FWB			73 °FWB		
Outdoor temperature	(°FDB)	TC	SHC	IP	TC	SHC	IP	TC	SHC	IP	TC	SHC	IP	TC	SHC	IP	TC	SHC	IP
	14	20.43	15.69	1.05	23.08	15.67	1.06	24.34	17.28	1.07	26.05	18.13	1.08	27.85	18.55	1.10	28.71	20.62	1.10
	23	19.58	15.30	1.18	22.12	15.28	1.21	23.32	16.86	1.22	24.97	17.69	1.23	26.69	18.10	1.24	27.52	20.12	1.25
	32	19.24	15.15	1.31	21.74	15.13	1.33	22.92	16.69	1.34	24.53	17.51	1.36	26.23	17.92	1.37	27.04	19.91	1.38
	41	19.07	15.07	1.34	21.55	15.05	1.37	22.71	16.60	1.38	24.32	17.42	1.39	26.00	17.83	1.41	26.80	19.81	1.42
	50	19.24	15.15	1.36	21.74	15.13	1.38	22.92	16.69	1.39	24.53	17.51	1.41	26.23	17.92	1.43	27.04	19.91	1.43
	59	19.78	15.40	1.59	22.36	15.38	1.61	23.57	16.96	1.63	25.23	17.80	1.65	26.98	18.21	1.66	27.81	20.24	1.67
	67	22.95	16.85	2.00	25.93	16.83	2.04	27.34	18.56	2.05	29.27	19.48	2.08	31.29	19.93	2.10	32.25	22.15	2.11
	77	22.01	16.38	2.05	24.87	16.36	2.08	26.22	18.05	2.10	28.07	18.94	2.12	30.01	19.37	2.15	30.94	21.53	2.16
	87	20.65	15.72	2.27	23.34	15.70	2.31	24.61	17.32	2.33	26.35	18.17	2.36	28.16	18.59	2.38	29.03	20.67	2.40
	95	21.17	16.01	2.77	23.92	15.99	2.82	25.22	17.64	2.84	27.00	18.51	2.87	28.86	18.94	2.90	29.75	21.05	2.92
	104	17.65	14.41	2.31	19.95	14.39	2.35	21.03	15.88	2.37	22.51	16.66	2.40	24.07	17.05	2.43	24.81	18.94	2.44
	115	13.06	12.70	1.81	14.76	12.68	1.84	15.55	13.99	1.86	16.65	14.68	1.88	17.80	15.02	1.90	18.35	16.69	1.91

TC : Total Capacity (kBtu/h) SHC : Sensible Heat Capacity (kBtu/h) IP : Input Power (kW)

		Indoor temperature																	
		17.8°CDB			21.1°CDB			23.9°CDB			26.7°CDB			29.4°CDB			32.2°CDB		
		12.2°CWB			15.6°CWB			17.2°CWB			19.4°CWB			21.7°CWB			22.8°CWB		
Outdoor temperature	(°CDB)	TC	SHC	IP	TC	SHC	IP	TC	SHC	IP	TC	SHC	IP	TC	SHC	IP	TC	SHC	IP
	-10.0	5.99	4.60	1.05	6.77	4.59	1.06	7.13	5.06	1.07	7.64	5.31	1.08	8.16	5.44	1.10	8.42	6.04	1.10
	-5.0	5.74	4.49	1.18	6.48	4.48	1.21	6.84	4.94	1.22	7.32	5.19	1.23	7.82	5.31	1.24	8.06	5.90	1.25
	0.0	5.64	4.44	1.31	6.37	4.43	1.33	6.72	4.89	1.34	7.19	5.13	1.36	7.69	5.25	1.37	7.92	5.84	1.38
	5.0	5.59	4.42	1.34	6.31	4.41	1.37	6.66	4.87	1.38	7.13	5.11	1.39	7.62	5.22	1.41	7.85	5.81	1.42
	10.0	5.64	4.44	1.36	6.37	4.43	1.38	6.72	4.89	1.39	7.19	5.13	1.41	7.69	5.25	1.43	7.92	5.84	1.43
	15.0	5.80	4.51	1.59	6.55	4.51	1.61	6.91	4.97	1.63	7.40	5.22	1.65	7.91	5.34	1.66	8.15	5.93	1.67
	19.4	6.73	4.94	2.00	7.60	4.93	2.04	8.01	5.44	2.05	8.58	5.71	2.08	9.17	5.84	2.10	9.45	6.49	2.11
	25.0	6.45	4.80	2.05	7.29	4.79	2.08	7.68	5.29	2.10	8.23	5.55	2.12	8.80	5.68	2.15	9.07	6.31	2.16
	30.6	6.05	4.61	2.27	6.84	4.60	2.31	7.21	5.08	2.33	7.72	5.33	2.36	8.25	5.45	2.38	8.51	6.06	2.40
	35.0	6.20	4.69	2.77	7.01	4.69	2.82	7.39	5.17	2.84	7.91	5.43	2.87	8.46	5.55	2.90	8.72	6.17	2.92
	40.0	5.17	4.22	2.31	5.85	4.22	2.35	6.16	4.65	2.37	6.60	4.88	2.40	7.05	5.00	2.43	7.27	5.55	2.44
	46.1	3.83	3.72	1.81	4.32	3.72	1.84	4.56	4.10	1.86	4.88	4.30	1.88	5.22	4.40	1.90	5.38	4.89	1.91

TC : Total Capacity (kW) SHC : Sensible Heat Capacity (kW) IP : Input Power (kW)

OUTDOOR UNIT
AOU24RLXFZ

● Indoor unit : 7,000Btu + 7,000Btu + 7,000Btu

		Indoor temperature																	
		64 °FDB			70 °FDB			75 °FDB			80 °FDB			85 °FDB			90 °FDB		
		54 °FWB			60 °FWB			63 °FWB			67 °FWB			71 °FWB			73 °FWB		
Outdoor temperature	(°FDB)	TC	SHC	IP	TC	SHC	IP	TC	SHC	IP	TC	SHC	IP	TC	SHC	IP	TC	SHC	IP
	14	17.92	14.58	0.73	20.25	14.56	0.74	21.35	16.06	0.75	22.86	16.85	0.79	24.44	17.24	0.76	25.19	19.16	0.77
	23	17.18	14.22	0.82	19.41	14.20	0.84	20.46	15.67	0.84	21.91	16.44	0.89	23.42	16.82	0.86	24.14	18.70	0.87
	32	16.88	14.08	0.91	19.07	14.06	0.92	20.11	15.51	0.93	21.53	16.28	0.98	23.01	16.65	0.95	23.72	18.51	0.96
	41	16.73	14.01	0.93	18.90	13.99	0.95	19.93	15.43	0.96	21.34	16.19	1.01	22.81	16.57	0.98	23.51	18.41	0.98
	50	16.88	14.08	0.94	19.07	14.06	0.96	20.11	15.51	0.97	21.53	16.28	1.02	23.01	16.65	0.99	23.72	18.51	1.00
	59	16.43	13.86	0.98	18.57	13.84	1.00	19.57	15.27	1.01	20.96	16.02	1.06	22.40	16.39	1.03	23.09	18.22	1.03
	67	20.99	16.04	1.52	23.72	16.02	1.55	25.00	17.67	1.56	26.77	18.55	1.64	28.61	18.97	1.59	29.50	21.09	1.60
	77	20.13	15.59	1.55	22.75	15.57	1.58	23.98	17.18	1.59	25.67	18.03	1.68	27.45	18.44	1.63	28.29	20.50	1.64
	87	18.89	14.97	1.72	21.35	14.95	1.75	22.50	16.49	1.77	24.09	17.30	1.86	25.76	17.70	1.81	26.55	19.67	1.82
	95	20.15	15.60	2.28	22.77	15.58	2.32	24.00	17.19	2.34	25.70	18.04	2.47	27.47	18.45	2.40	28.32	20.51	2.41
	104	18.22	14.72	2.31	20.59	14.70	2.35	21.70	16.21	2.37	23.24	17.01	2.50	24.84	17.41	2.43	25.61	19.35	2.44
	115	13.58	12.91	1.81	15.35	12.90	1.84	16.18	14.22	1.86	17.32	14.93	1.96	18.52	15.27	1.90	19.09	16.97	1.91

TC : Total Capacity (kBtu/h) SHC : Sensible Heat Capacity (kBtu/h) IP : Input Power (kW)

		Indoor temperature																	
		17.8°CDB			21.1°CDB			23.9°CDB			26.7°CDB			29.4°CDB			32.2°CDB		
		12.2°CWB			15.6°CWB			17.2°CWB			19.4°CWB			21.7°CWB			22.8°CWB		
Outdoor temperature	(°CDB)	TC	SHC	IP	TC	SHC	IP	TC	SHC	IP	TC	SHC	IP	TC	SHC	IP	TC	SHC	IP
	-10.0	5.25	4.27	0.73	5.94	4.27	0.74	6.26	4.71	0.75	6.70	4.94	0.79	7.16	5.05	0.76	7.38	5.62	0.77
	-5.0	5.03	4.17	0.82	5.69	4.16	0.84	6.00	4.59	0.84	6.42	4.82	0.89	6.86	4.93	0.86	7.08	5.48	0.87
	0.0	4.95	4.13	0.91	5.59	4.12	0.92	5.89	4.55	0.93	6.31	4.77	0.98	6.74	4.88	0.95	6.95	5.42	0.96
	5.0	4.90	4.10	0.93	5.54	4.10	0.95	5.84	4.52	0.96	6.25	4.75	1.01	6.68	4.86	0.98	6.89	5.40	0.98
	10.0	4.95	4.13	0.94	5.59	4.12	0.96	5.89	4.55	0.97	6.31	4.77	1.02	6.74	4.88	0.99	6.95	5.42	1.00
	15.0	4.81	4.06	0.98	5.44	4.06	1.00	5.74	4.48	1.01	6.14	4.70	1.06	6.57	4.80	1.03	6.77	5.34	1.03
	19.4	6.15	4.70	1.52	6.95	4.70	1.55	7.33	5.18	1.56	7.84	5.44	1.64	8.39	5.56	1.59	8.65	6.18	1.60
	25.0	5.90	4.57	1.55	6.67	4.56	1.58	7.03	5.03	1.59	7.52	5.28	1.68	8.04	5.41	1.63	8.29	6.01	1.64
	30.6	5.54	4.39	1.72	6.26	4.38	1.75	6.60	4.83	1.77	7.06	5.07	1.86	7.55	5.19	1.81	7.78	5.77	1.82
	35.0	5.91	4.57	2.28	6.67	4.57	2.32	7.04	5.04	2.34	7.53	5.29	2.47	8.05	5.41	2.40	8.30	6.01	2.41
	40.0	5.34	4.31	2.31	6.03	4.31	2.35	6.36	4.75	2.37	6.81	4.99	2.50	7.28	5.10	2.43	7.50	5.67	2.44
	46.1	3.98	3.78	1.81	4.50	3.78	1.84	4.74	4.17	1.86	5.08	4.37	1.96	5.43	4.48	1.90	5.60	4.97	1.91

TC : Total Capacity (kW) SHC : Sensible Heat Capacity (kW) IP : Input Power (kW)

● Indoor unit : 7,000Btu + 7,000Btu + 9,000Btu

		Indoor temperature																	
		64 °FDB			70 °FDB			75 °FDB			80 °FDB			85 °FDB			90 °FDB		
		54 °FWB			60 °FWB			63 °FWB			67 °FWB			71 °FWB			73 °FWB		
Outdoor temperature	(°FDB)	TC	SHC	IP	TC	SHC	IP	TC	SHC	IP	TC	SHC	IP	TC	SHC	IP	TC	SHC	IP
	14	18.79	15.33	0.79	21.24	15.31	0.81	22.39	16.88	0.81	23.97	17.72	0.84	25.62	18.13	0.83	26.41	20.15	0.84
	23	18.01	14.95	0.90	20.35	14.93	0.92	21.45	16.47	0.92	22.97	17.29	0.95	24.55	17.69	0.94	25.31	19.66	0.95
	32	17.69	14.80	0.99	20.00	14.78	1.01	21.08	16.31	1.02	22.57	17.11	1.05	24.13	17.51	1.04	24.87	19.46	1.05
	41	17.54	14.72	1.02	19.82	14.71	1.04	20.89	16.22	1.04	22.37	17.02	1.08	23.91	17.42	1.07	24.65	19.36	1.07
	50	17.69	14.80	1.03	20.00	14.78	1.05	21.08	16.31	1.06	22.57	17.11	1.09	24.13	17.51	1.08	24.87	19.46	1.09
	59	18.01	14.95	1.18	20.36	14.94	1.20	21.46	16.48	1.21	22.98	17.29	1.25	24.56	17.69	1.24	25.32	19.66	1.24
	67	22.15	16.93	1.68	25.04	16.91	1.71	26.39	18.65	1.73	28.26	19.57	1.78	30.21	20.03	1.77	31.14	22.26	1.78
	77	21.25	16.46	1.72	24.01	16.44	1.75	25.32	18.13	1.77	27.10	19.03	1.82	28.97	19.47	1.81	29.87	21.64	1.82
	87	19.94	15.80	1.91	22.54	15.78	1.94	23.76	17.40	1.96	25.44	18.26	2.02	27.19	18.68	2.00	28.03	20.77	2.02
	95	21.17	16.42	2.51	23.92	16.40	2.55	25.22	18.09	2.57	27.00	18.99	2.65	28.86	19.42	2.63	29.75	21.59	2.64
	104	18.42	15.15	2.31	20.82	15.13	2.35	21.94	16.69	2.37	23.49	17.51	2.45	25.11	17.92	2.43	25.89	19.91	2.44
	115	13.69	13.32	1.81	15.47	13.30	1.84	16.30	14.68	1.86	17.46	15.40	1.92	18.66	15.76	1.90	19.24	17.51	1.91

TC : Total Capacity (kBtu/h) SHC : Sensible Heat Capacity (kBtu/h) IP : Input Power (kW)

		Indoor temperature																	
		17.8°CDB			21.1°CDB			23.9°CDB			26.7°CDB			29.4°CDB			32.2°CDB		
		12.2°CWB			15.6°CWB			17.2°CWB			19.4°CWB			21.7°CWB			22.8°CWB		
Outdoor temperature	(°CDB)	TC	SHC	IP	TC	SHC	IP	TC	SHC	IP	TC	SHC	IP	TC	SHC	IP	TC	SHC	IP
	-10.0	5.51	4.49	0.79	6.22	4.49	0.81	6.56	4.95	0.81	7.02	5.19	0.84	7.51	5.31	0.83	7.74	5.90	0.84
	-5.0	5.28	4.38	0.90	5.96	4.38	0.92	6.29	4.83	0.92	6.73	5.07	0.95	7.20	5.18	0.94	7.42	5.76	0.95
	0.0	5.19	4.34	0.99	5.86	4.33	1.01	6.18	4.78	1.02	6.61	5.01	1.05	7.07	5.13	1.04	7.29	5.70	1.05
	5.0	5.14	4.32	1.02	5.81	4.31	1.04	6.12	4.75	1.04	6.56	4.99	1.08	7.01	5.10	1.07	7.22	5.67	1.07
	10.0	5.19	4.34	1.03	5.86	4.33	1.05	6.18	4.78	1.06	6.61	5.01	1.09	7.07	5.13	1.08	7.29	5.70	1.09
	15.0	5.28	4.38	1.18	5.97	4.38	1.20	6.29	4.83	1.21	6.73	5.07	1.25	7.20	5.18	1.24	7.42	5.76	1.24
	19.4	6.49	4.96	1.68	7.34	4.96	1.71	7.74	5.47	1.73	8.28	5.74	1.78	8.85	5.87	1.77	9.13	6.52	1.78
	25.0	6.23	4.82	1.72	7.04	4.82	1.75	7.42	5.31	1.77	7.94	5.58	1.82	8.49	5.71	1.81	8.75	6.34	1.82
	30.6	5.84	4.63	1.91	6.60	4.62	1.94	6.96	5.10	1.96	7.45	5.35	2.02	7.97	5.48	2.00	8.22	6.09	2.02
	35.0	6.20	4.81	2.51	7.01	4.81	2.55	7.39	5.30	2.57	7.91	5.56	2.65	8.46	5.69	2.63	8.72	6.33	2.64
	40.0	5.40	4.44	2.31	6.10	4.43	2.35	6.43	4.89	2.37	6.89	5.13	2.45	7.36	5.25	2.43	7.59	5.84	2.44
	46.1	4.01	3.90	1.81	4.53	3.90	1.84	4.78	4.30	1.86	5.12	4.51	1.92	5.47	4.62	1.90	5.64	5.13	1.91

TC : Total Capacity (kW) SHC : Sensible Heat Capacity (kW) IP : Input Power (kW)

OUTDOOR UNIT
AOU24RLXFZ

● Indoor unit : 7,000Btu + 7,000Btu + 12,000Btu

		Indoor temperature																	
		64 °FDB			70 °FDB			75 °FDB			80 °FDB			85 °FDB			90 °FDB		
		54 °FWB			60 °FWB			63 °FWB			67 °FWB			71 °FWB			73 °FWB		
Outdoor temperature	(°FDB)	TC	SHC	IP	TC	SHC	IP	TC	SHC	IP	TC	SHC	IP	TC	SHC	IP	TC	SHC	IP
	14	19.24	15.47	0.92	21.74	15.45	0.94	22.92	17.04	0.94	24.54	17.88	0.95	26.23	18.30	0.97	27.04	20.33	0.97
	23	18.44	15.09	1.04	20.83	15.07	1.06	21.96	16.63	1.07	23.51	17.45	1.08	25.14	17.85	1.09	25.91	19.84	1.10
	32	18.11	14.94	1.15	20.47	14.92	1.17	21.58	16.46	1.18	23.11	17.27	1.19	24.70	17.67	1.21	25.46	19.64	1.21
	41	17.95	14.86	1.18	20.29	14.84	1.20	21.39	16.37	1.21	22.90	17.18	1.23	24.48	17.58	1.24	25.24	19.54	1.25
	50	18.11	14.94	1.20	20.47	14.92	1.22	21.58	16.46	1.23	23.11	17.27	1.24	24.70	17.67	1.26	25.46	19.64	1.26
	59	18.72	15.23	1.41	21.16	15.21	1.44	22.31	16.78	1.45	23.88	17.61	1.46	25.53	18.01	1.48	26.32	20.02	1.49
	67	22.95	17.21	2.00	25.93	17.19	2.04	27.34	18.96	2.05	29.27	19.89	2.08	31.29	20.35	2.10	32.25	22.62	2.11
	77	22.01	16.72	2.05	24.87	16.70	2.08	26.22	18.43	2.10	28.07	19.34	2.12	30.01	19.78	2.15	30.94	21.99	2.16
	87	20.65	16.05	2.27	23.34	16.03	2.31	24.61	17.68	2.33	26.35	18.56	2.36	28.16	18.99	2.38	29.03	21.10	2.40
	95	21.17	16.35	2.77	23.92	16.33	2.82	25.22	18.01	2.84	27.00	18.90	2.87	28.86	19.34	2.90	29.75	21.50	2.92
	104	17.65	14.72	2.31	19.95	14.70	2.35	21.03	16.21	2.37	22.51	17.01	2.40	24.07	17.41	2.43	24.81	19.34	2.44
	115	13.19	13.10	1.81	14.90	13.08	1.84	15.71	14.43	1.86	16.82	15.14	1.88	17.98	15.49	1.90	18.54	17.22	1.91

TC : Total Capacity (kBtu/h) SHC : Sensible Heat Capacity (kBtu/h) IP : Input Power (kW)

		Indoor temperature																	
		17.8°CDB			21.1°CDB			23.9°CDB			26.7°CDB			29.4°CDB			32.2°CDB		
		12.2°CWB			15.6°CWB			17.2°CWB			19.4°CWB			21.7°CWB			22.8°CWB		
Outdoor temperature	(°CDB)	TC	SHC	IP	TC	SHC	IP	TC	SHC	IP	TC	SHC	IP	TC	SHC	IP	TC	SHC	IP
	-10.0	5.64	4.53	0.92	6.37	4.53	0.94	6.72	4.99	0.94	7.19	5.24	0.95	7.69	5.36	0.97	7.92	5.96	0.97
	-5.0	5.40	4.42	1.04	6.11	4.42	1.06	6.44	4.87	1.07	6.89	5.11	1.08	7.37	5.23	1.09	7.59	5.81	1.10
	0.0	5.31	4.38	1.15	6.00	4.37	1.17	6.32	4.82	1.18	6.77	5.06	1.19	7.24	5.18	1.21	7.46	5.76	1.21
	5.0	5.26	4.36	1.18	5.95	4.35	1.20	6.27	4.80	1.21	6.71	5.04	1.23	7.17	5.15	1.24	7.40	5.73	1.25
	10.0	5.31	4.38	1.20	6.00	4.37	1.22	6.32	4.82	1.23	6.77	5.06	1.24	7.24	5.18	1.26	7.46	5.76	1.26
	15.0	5.49	4.46	1.41	6.20	4.46	1.44	6.54	4.92	1.45	7.00	5.16	1.46	7.48	5.28	1.48	7.71	5.87	1.49
	19.4	6.73	5.04	2.00	7.60	5.04	2.04	8.01	5.56	2.05	8.58	5.83	2.08	9.17	5.96	2.10	9.45	6.63	2.11
	25.0	6.45	4.90	2.05	7.29	4.90	2.08	7.68	5.40	2.10	8.23	5.67	2.12	8.80	5.80	2.15	9.07	6.44	2.16
	30.6	6.05	4.70	2.27	6.84	4.70	2.31	7.21	5.18	2.33	7.72	5.44	2.36	8.25	5.56	2.38	8.51	6.18	2.40
	35.0	6.20	4.79	2.77	7.01	4.79	2.82	7.39	5.28	2.84	7.91	5.54	2.87	8.46	5.67	2.90	8.72	6.30	2.92
	40.0	5.17	4.31	2.31	5.85	4.31	2.35	6.16	4.75	2.37	6.60	4.99	2.40	7.05	5.10	2.43	7.27	5.67	2.44
	46.1	3.86	3.84	1.81	4.37	3.83	1.84	4.60	4.23	1.86	4.93	4.44	1.88	5.27	4.54	1.90	5.43	5.05	1.91

TC : Total Capacity (kW) SHC : Sensible Heat Capacity (kW) IP : Input Power (kW)

● Indoor unit : 7,000Btu + 9,000Btu + 9,000Btu

		Indoor temperature																	
		64 °FDB			70 °FDB			75 °FDB			80 °FDB			85 °FDB			90 °FDB		
		54 °FWB			60 °FWB			63 °FWB			67 °FWB			71 °FWB			73 °FWB		
Outdoor temperature	(°FDB)	TC	SHC	IP	TC	SHC	IP	TC	SHC	IP	TC	SHC	IP	TC	SHC	IP	TC	SHC	IP
	14	18.83	15.35	0.88	21.28	15.33	0.90	22.43	16.91	0.90	24.02	17.75	0.91	25.68	18.16	0.92	26.47	20.18	0.93
	23	18.05	14.98	1.00	20.39	14.96	1.01	21.50	16.50	1.02	23.02	17.31	1.03	24.61	17.71	1.05	25.37	19.69	1.05
	32	17.73	14.82	1.10	20.04	14.81	1.12	21.13	16.33	1.13	22.62	17.14	1.14	24.18	17.54	1.15	24.93	19.49	1.16
	41	17.58	14.75	1.13	19.86	14.73	1.15	20.94	16.25	1.16	22.42	17.05	1.17	23.97	17.44	1.18	24.70	19.39	1.19
	50	17.73	14.82	1.14	20.04	14.81	1.16	21.13	16.33	1.17	22.62	17.14	1.19	24.18	17.54	1.20	24.93	19.49	1.21
	59	18.72	15.30	1.41	21.16	15.28	1.44	22.31	16.86	1.45	23.88	17.69	1.46	25.53	18.10	1.48	26.32	20.11	1.49
	67	22.61	17.14	1.94	25.55	17.12	1.97	26.93	18.88	1.99	28.84	19.81	2.01	30.83	20.27	2.04	31.78	22.53	2.05
	77	21.69	16.66	1.98	24.51	16.64	2.02	25.83	18.35	2.04	27.66	19.26	2.06	29.57	19.71	2.08	30.48	21.90	2.09
	87	20.35	15.99	2.20	23.00	15.97	2.24	24.24	17.62	2.26	25.96	18.49	2.28	27.75	18.91	2.31	28.61	21.02	2.32
	95	21.17	16.43	2.77	23.92	16.41	2.82	25.22	18.10	2.84	27.00	18.99	2.87	28.86	19.43	2.90	29.75	21.60	2.92
	104	17.65	14.78	2.31	19.95	14.77	2.35	21.03	16.29	2.37	22.51	17.09	2.40	24.07	17.49	2.43	24.81	19.44	2.44
	115	13.06	13.03	1.81	14.76	13.01	1.84	15.55	14.35	1.86	16.65	15.06	1.88	17.80	15.41	1.90	18.35	17.13	1.91

TC : Total Capacity (kBtu/h) SHC : Sensible Heat Capacity (kBtu/h) IP : Input Power (kW)

		Indoor temperature																	
		17.8°CDB			21.1°CDB			23.9°CDB			26.7°CDB			29.4°CDB			32.2°CDB		
		12.2°CWB			15.6°CWB			17.2°CWB			19.4°CWB			21.7°CWB			22.8°CWB		
Outdoor temperature	(°CDB)	TC	SHC	IP	TC	SHC	IP	TC	SHC	IP	TC	SHC	IP	TC	SHC	IP	TC	SHC	IP
	-10.0	5.52	4.50	0.88	6.24	4.49	0.90	6.58	4.96	0.90	7.04	5.20	0.91	7.53	5.32	0.92	7.76	5.91	0.93
	-5.0	5.29	4.39	1.00	5.98	4.38	1.01	6.30	4.84	1.02	6.75	5.07	1.03	7.21	5.19	1.05	7.43	5.77	1.05
	0.0	5.20	4.34	1.10	5.87	4.34	1.12	6.19	4.79	1.13	6.63	5.02	1.14	7.09	5.14	1.15	7.31	5.71	1.16
	5.0	5.15	4.32	1.13	5.82	4.32	1.15	6.14	4.76	1.16	6.57	5.00	1.17	7.02	5.11	1.18	7.24	5.68	1.19
	10.0	5.20	4.34	1.14	5.87	4.34	1.16	6.19	4.79	1.17	6.63	5.02	1.19	7.09	5.14	1.20	7.31	5.71	1.21
	15.0	5.49	4.48	1.41	6.20	4.48	1.44	6.54	4.94	1.45	7.00	5.18	1.46	7.48	5.30	1.48	7.71	5.89	1.49
	19.4	6.63	5.02	1.94	7.49	5.02	1.97	7.89	5.53	1.99	8.45	5.81	2.01	9.04	5.94	2.04	9.31	6.60	2.05
	25.0	6.36	4.88	1.98	7.18	4.88	2.02	7.57	5.38	2.04	8.11	5.64	2.06	8.67	5.78	2.08	8.93	6.42	2.09
	30.6	5.96	4.69	2.20	6.74	4.68	2.24	7.11	5.16	2.26	7.61	5.42	2.28	8.13	5.54	2.31	8.38	6.16	2.32
	35.0	6.20	4.81	2.77	7.01	4.81	2.82	7.39	5.30	2.84	7.91	5.57	2.87	8.46	5.70	2.90	8.72	6.33	2.92
	40.0	5.17	4.33	2.31	5.85	4.33	2.35	6.16	4.77	2.37	6.60	5.01	2.40	7.05	5.13	2.43	7.27	5.70	2.44
	46.1	3.83	3.82	1.81	4.32	3.81	1.84	4.56	4.21	1.86	4.88	4.41	1.88	5.22	4.52	1.90	5.38	5.02	1.91

TC : Total Capacity (kW) SHC : Sensible Heat Capacity (kW) IP : Input Power (kW)

OUTDOOR UNIT
AOU24RLXFZ

● Indoor unit : 9,000Btu + 9,000Btu + 9,000Btu

		Indoor temperature																	
		64 °FDB			70 °FDB			75 °FDB			80 °FDB			85 °FDB			90 °FDB		
		54 °FWB			60 °FWB			63 °FWB			67 °FWB			71 °FWB			73 °FWB		
Outdoor temperature	(°FDB)	TC	SHC	IP	TC	SHC	IP	TC	SHC	IP	TC	SHC	IP	TC	SHC	IP	TC	SHC	IP
	14	19.24	15.78	0.92	21.74	15.76	0.94	22.92	17.38	0.94	24.54	18.24	0.95	26.23	18.66	0.97	27.04	20.74	0.97
	23	18.44	15.39	1.04	20.83	15.37	1.06	21.96	16.96	1.07	23.51	17.80	1.08	25.14	18.21	1.09	25.91	20.23	1.10
	32	18.11	15.24	1.15	20.47	15.22	1.17	21.58	16.79	1.18	23.11	17.61	1.19	24.70	18.02	1.21	25.46	20.03	1.21
	41	17.95	15.16	1.18	20.29	15.14	1.20	21.39	16.70	1.21	22.90	17.52	1.23	24.48	17.93	1.24	25.24	19.93	1.25
	50	18.11	15.24	1.20	20.47	15.22	1.22	21.58	16.79	1.23	23.11	17.61	1.24	24.70	18.02	1.26	25.46	20.03	1.26
	59	19.78	16.04	1.59	22.36	16.02	1.61	23.57	17.67	1.63	25.23	18.54	1.65	26.98	18.97	1.66	27.81	21.08	1.67
	67	22.95	17.55	2.00	25.93	17.53	2.04	27.34	19.33	2.05	29.27	20.29	2.08	31.29	20.76	2.10	32.25	23.07	2.11
	77	22.01	17.06	2.05	24.87	17.04	2.08	26.22	18.79	2.10	28.07	19.72	2.12	30.01	20.18	2.15	30.94	22.43	2.16
	87	20.65	16.37	2.27	23.34	16.35	2.31	24.61	18.04	2.33	26.35	18.93	2.36	28.16	19.37	2.38	29.03	21.52	2.40
	95	21.17	16.68	2.77	23.92	16.66	2.82	25.22	18.37	2.84	27.00	19.28	2.87	28.86	19.73	2.90	29.75	21.92	2.92
	104	17.65	15.01	2.31	19.95	14.99	2.35	21.03	16.54	2.37	22.51	17.35	2.40	24.07	17.75	2.43	24.81	19.73	2.44
	115	13.06	13.06	1.81	14.76	13.21	1.84	15.55	14.57	1.86	16.65	15.29	1.88	17.80	15.64	1.90	18.35	17.39	1.91

TC : Total Capacity (kBtu/h) SHC : Sensible Heat Capacity (kBtu/h) IP : Input Power (kW)

		Indoor temperature																	
		17.8°CDB			21.1°CDB			23.9°CDB			26.7°CDB			29.4°CDB			32.2°CDB		
		12.2°CWB			15.6°CWB			17.2°CWB			19.4°CWB			21.7°CWB			22.8°CWB		
Outdoor temperature	(°CDB)	TC	SHC	IP	TC	SHC	IP	TC	SHC	IP	TC	SHC	IP	TC	SHC	IP	TC	SHC	IP
	-10.0	5.64	4.62	0.92	6.37	4.62	0.94	6.72	5.09	0.94	7.19	5.35	0.95	7.69	5.47	0.97	7.92	6.08	0.97
	-5.0	5.40	4.51	1.04	6.11	4.51	1.06	6.44	4.97	1.07	6.89	5.22	1.08	7.37	5.34	1.09	7.59	5.93	1.10
	0.0	5.31	4.47	1.15	6.00	4.46	1.17	6.32	4.92	1.18	6.77	5.16	1.19	7.24	5.28	1.21	7.46	5.87	1.21
	5.0	5.26	4.44	1.18	5.95	4.44	1.20	6.27	4.89	1.21	6.71	5.14	1.23	7.17	5.25	1.24	7.40	5.84	1.25
	10.0	5.31	4.47	1.20	6.00	4.46	1.22	6.32	4.92	1.23	6.77	5.16	1.24	7.24	5.28	1.26	7.46	5.87	1.26
	15.0	5.80	4.70	1.59	6.55	4.69	1.61	6.91	5.18	1.63	7.40	5.43	1.65	7.91	5.56	1.66	8.15	6.18	1.67
	19.4	6.73	5.14	2.00	7.60	5.14	2.04	8.01	5.67	2.05	8.58	5.95	2.08	9.17	6.08	2.10	9.45	6.76	2.11
	25.0	6.45	5.00	2.05	7.29	4.99	2.08	7.68	5.51	2.10	8.23	5.78	2.12	8.80	5.91	2.15	9.07	6.57	2.16
	30.6	6.05	4.80	2.27	6.84	4.79	2.31	7.21	5.29	2.33	7.72	5.55	2.36	8.25	5.68	2.38	8.51	6.31	2.40
	35.0	6.20	4.89	2.77	7.01	4.88	2.82	7.39	5.39	2.84	7.91	5.65	2.87	8.46	5.78	2.90	8.72	6.43	2.92
	40.0	5.17	4.40	2.31	5.85	4.39	2.35	6.16	4.85	2.37	6.60	5.09	2.40	7.05	5.20	2.43	7.27	5.78	2.44
	46.1	3.83	3.83	1.81	4.32	3.87	1.84	4.56	4.27	1.86	4.88	4.48	1.88	5.22	4.58	1.90	5.38	5.10	1.91

TC : Total Capacity (kW) SHC : Sensible Heat Capacity (kW) IP : Input Power (kW)

OUTDOOR UNIT
AOU24RLXFZ

5-3. HEATING CAPACITY

This table is created using the maximum capacity.

■ MODEL: AOU24RLXFZ

● Indoor unit : 7,000Btu

			Indoor temperature									
			60°FDB		65°FDB		70°FDB		75°FDB		78°FDB	
Outdoor temperature	(°FDB)	(°FWB)	TC	IP	TC	IP	TC	IP	TC	IP	TC	IP
	5	3	8.16	1.06	7.90	1.09	7.64	1.12	7.37	1.15	7.21	1.17
	14	12	9.31	1.13	9.02	1.17	8.71	1.20	8.41	1.23	8.22	1.25
	23	19	9.73	1.08	9.42	1.11	9.10	1.15	8.78	1.18	8.59	1.20
	32	28	10.16	1.03	9.83	1.06	9.50	1.09	9.17	1.12	8.97	1.13
	41	37	11.45	0.96	11.08	0.99	10.71	1.01	10.34	1.04	10.11	1.06
	47	43	12.21	0.96	11.82	0.99	11.42	1.02	11.02	1.05	10.78	1.07
	50	47	12.30	1.00	11.91	1.03	11.51	1.06	11.10	1.09	10.86	1.11
	59	50	12.42	0.96	12.03	0.99	11.62	1.02	11.21	1.04	10.97	1.06
	68	59	12.18	0.76	11.79	0.78	11.39	0.80	10.99	0.83	10.75	0.84
	75	65	10.96	0.57	10.61	0.59	10.25	0.61	9.90	0.62	9.68	0.63

TC : Total Capacity (kBtu/h) IP : Input Power (kW)

			Indoor temperature									
			15.6°CDB		18.3°CDB		21.1°CDB		23.9°CDB		25.6°CDB	
Outdoor temperature	(°CDB)	(°CWB)	TC	IP	TC	IP	TC	IP	TC	IP	TC	IP
	-15.0	-16.1	2.39	1.06	2.32	1.09	2.24	1.12	2.16	1.15	2.11	1.17
	-10.0	-11.1	2.73	1.13	2.64	1.17	2.55	1.20	2.46	1.23	2.41	1.25
	-5.0	-7.2	2.85	1.08	2.76	1.11	2.67	1.15	2.57	1.18	2.52	1.20
	0.0	-2.2	2.98	1.03	2.88	1.06	2.78	1.09	2.69	1.12	2.63	1.13
	5.0	2.8	3.35	0.96	3.25	0.99	3.14	1.01	3.03	1.04	2.96	1.06
	8.3	6.1	3.58	0.96	3.46	0.99	3.35	1.02	3.23	1.05	3.16	1.07
	10.0	8.3	3.60	1.00	3.49	1.03	3.37	1.06	3.25	1.09	3.18	1.11
	15.0	10.0	3.64	0.96	3.53	0.99	3.41	1.02	3.29	1.04	3.21	1.06
	20.0	15.0	3.57	0.76	3.46	0.78	3.34	0.80	3.22	0.83	3.15	0.84
	23.9	18.3	3.21	0.57	3.11	0.59	3.01	0.61	2.90	0.62	2.84	0.63

TC : Total Capacity (kW) IP : Input Power (kW)

● Indoor unit : 9,000Btu

			Indoor temperature									
			60°FDB		65°FDB		70°FDB		75°FDB		78°FDB	
Outdoor temperature	(°FDB)	(°FWB)	TC	IP	TC	IP	TC	IP	TC	IP	TC	IP
	5	3	10.98	1.31	10.63	1.35	10.27	1.39	9.91	1.43	9.70	1.45
	14	12	12.49	1.41	12.10	1.45	11.69	1.49	11.28	1.54	11.03	1.56
	23	19	13.18	1.37	12.77	1.41	12.33	1.45	11.90	1.49	11.64	1.51
	32	28	13.95	1.32	13.51	1.36	13.05	1.40	12.60	1.44	12.32	1.46
	41	37	15.80	1.27	15.30	1.31	14.78	1.34	14.27	1.38	13.95	1.41
	47	43	16.85	1.28	16.32	1.32	15.77	1.36	15.21	1.40	14.88	1.42
	50	47	16.98	1.30	16.44	1.33	15.88	1.37	15.33	1.41	14.99	1.43
	59	50	17.14	1.29	16.60	1.33	16.04	1.37	15.48	1.41	15.14	1.43
	68	59	16.81	0.98	16.28	1.01	15.73	1.04	15.18	1.07	14.84	1.08
	75	65	13.33	0.79	12.91	0.81	12.47	0.84	12.03	0.86	11.77	0.88

TC : Total Capacity (kBtu/h) IP : Input Power (kW)

			Indoor temperature									
			15.6°CDB		18.3°CDB		21.1°CDB		23.9°CDB		25.6°CDB	
Outdoor temperature	(°CDB)	(°CWB)	TC	IP	TC	IP	TC	IP	TC	IP	TC	IP
	-15.0	-16.1	3.22	1.31	3.12	1.35	3.01	1.39	2.91	1.43	2.84	1.45
	-10.0	-11.1	3.66	1.41	3.55	1.45	3.43	1.49	3.31	1.54	3.23	1.56
	-5.0	-7.2	3.86	1.37	3.74	1.41	3.61	1.45	3.49	1.49	3.41	1.51
	0.0	-2.2	4.09	1.32	3.96	1.36	3.83	1.40	3.69	1.44	3.61	1.46
	5.0	2.8	4.63	1.27	4.48	1.31	4.33	1.34	4.18	1.38	4.09	1.41
	8.3	6.1	4.94	1.28	4.78	1.32	4.62	1.36	4.46	1.40	4.36	1.42
	10.0	8.3	4.98	1.30	4.82	1.33	4.66	1.37	4.49	1.41	4.39	1.43
	15.0	10.0	5.02	1.29	4.87	1.33	4.70	1.37	4.54	1.41	4.44	1.43
	20.0	15.0	4.93	0.98	4.77	1.01	4.61	1.04	4.45	1.07	4.35	1.08
	23.9	18.3	3.91	0.79	3.78	0.81	3.65	0.84	3.53	0.86	3.45	0.88

TC : Total Capacity (kW) IP : Input Power (kW)

OUTDOOR UNIT
AOU24RLXFZ

● Indoor unit : 12,000Btu

			Indoor temperature									
			60°FDB		65°FDB		70°FDB		75°FDB		78°FDB	
Outdoor temperature	(°FDB)	(°FWB)	TC	IP	TC	IP	TC	IP	TC	IP	TC	IP
	5	3	12.55	1.69	12.15	1.74	11.74	1.79	11.33	1.84	11.08	1.87
	14	12	14.28	1.81	13.83	1.86	13.36	1.92	12.89	1.97	12.61	2.00
	23	19	15.06	1.78	14.58	1.83	14.09	1.88	13.59	1.93	13.29	1.96
	32	28	15.94	1.69	15.44	1.74	14.92	1.79	14.40	1.84	14.08	1.87
	41	37	18.06	1.58	17.49	1.63	16.89	1.67	16.30	1.72	15.94	1.75
	47	43	19.26	1.60	18.65	1.64	18.02	1.69	17.39	1.74	17.00	1.76
	50	47	19.40	1.61	18.79	1.66	18.15	1.71	17.52	1.76	17.13	1.78
	59	50	19.59	1.62	18.97	1.66	18.33	1.71	17.69	1.76	17.30	1.79
	68	59	19.21	1.37	18.60	1.41	17.97	1.45	17.34	1.49	16.96	1.52
	75	65	16.21	0.95	15.70	0.98	15.16	1.00	14.63	1.03	14.31	1.05

TC : Total Capacity (kBtu/h) IP : Input Power (kW)

			Indoor temperature									
			15.6°CDB		18.3°CDB		21.1°CDB		23.9°CDB		25.6°CDB	
Outdoor temperature	(°CDB)	(°CWB)	TC	IP	TC	IP	TC	IP	TC	IP	TC	IP
	-15.0	-16.1	3.68	1.69	3.56	1.74	3.44	1.79	3.32	1.84	3.25	1.87
	-10.0	-11.1	4.18	1.81	4.05	1.86	3.92	1.92	3.78	1.97	3.70	2.00
	-5.0	-7.2	4.41	1.78	4.27	1.83	4.13	1.88	3.98	1.93	3.90	1.96
	0.0	-2.2	4.67	1.69	4.53	1.74	4.37	1.79	4.22	1.84	4.13	1.87
	5.0	2.8	5.29	1.58	5.12	1.63	4.95	1.67	4.78	1.72	4.67	1.75
	8.3	6.1	5.64	1.60	5.47	1.64	5.28	1.69	5.10	1.74	4.98	1.76
	10.0	8.3	5.69	1.61	5.51	1.66	5.32	1.71	5.13	1.76	5.02	1.78
	15.0	10.0	5.74	1.62	5.56	1.66	5.37	1.71	5.18	1.76	5.07	1.79
	20.0	15.0	5.63	1.37	5.45	1.41	5.27	1.45	5.08	1.49	4.97	1.52
	23.9	18.3	4.75	0.95	4.60	0.98	4.44	1.00	4.29	1.03	4.19	1.05

TC : Total Capacity (kW) IP : Input Power (kW)

● Indoor unit : 14,000Btu

			Indoor temperature									
			60°FDB		65°FDB		70°FDB		75°FDB		78°FDB	
Outdoor temperature	(°FDB)	(°FWB)	TC	IP	TC	IP	TC	IP	TC	IP	TC	IP
	5	3	13.66	1.67	13.23	1.72	12.78	1.76	12.34	1.81	12.07	1.84
	14	12	15.58	1.78	15.09	1.84	14.58	1.89	14.07	1.94	13.76	1.97
	23	19	16.55	1.76	16.03	1.81	15.48	1.86	14.94	1.91	14.61	1.94
	32	28	17.62	1.69	17.07	1.74	16.49	1.79	15.91	1.84	15.56	1.87
	41	37	19.81	1.59	19.19	1.63	18.54	1.68	17.89	1.73	17.50	1.76
	47	43	21.13	1.61	20.46	1.65	19.77	1.70	19.08	1.75	18.66	1.77
	50	47	21.29	1.62	20.62	1.67	19.92	1.72	19.22	1.77	18.80	1.80
	59	50	22.14	1.71	21.44	1.76	20.72	1.81	19.99	1.86	19.55	1.89
	68	59	21.08	1.33	20.41	1.37	19.72	1.40	19.03	1.44	18.61	1.47
	75	65	20.42	1.16	19.78	1.20	19.11	1.23	18.44	1.26	18.03	1.29

TC : Total Capacity (kBtu/h) IP : Input Power (kW)

			Indoor temperature									
			15.6°CDB		18.3°CDB		21.1°CDB		23.9°CDB		25.6°CDB	
Outdoor temperature	(°CDB)	(°CWB)	TC	IP	TC	IP	TC	IP	TC	IP	TC	IP
	-15.0	-16.1	4.00	1.67	3.88	1.72	3.75	1.76	3.62	1.81	3.54	1.84
	-10.0	-11.1	4.57	1.78	4.42	1.84	4.27	1.89	4.12	1.94	4.03	1.97
	-5.0	-7.2	4.85	1.76	4.70	1.81	4.54	1.86	4.38	1.91	4.28	1.94
	0.0	-2.2	5.17	1.69	5.00	1.74	4.83	1.79	4.66	1.84	4.56	1.87
	5.0	2.8	5.81	1.59	5.62	1.63	5.43	1.68	5.24	1.73	5.13	1.76
	8.3	6.1	6.19	1.61	6.00	1.65	5.79	1.70	5.59	1.75	5.47	1.77
	10.0	8.3	6.24	1.62	6.04	1.67	5.84	1.72	5.63	1.77	5.51	1.80
	15.0	10.0	6.49	1.71	6.28	1.76	6.07	1.81	5.86	1.86	5.73	1.89
	20.0	15.0	6.18	1.33	5.98	1.37	5.78	1.40	5.58	1.44	5.46	1.47
	23.9	18.3	5.99	1.16	5.80	1.20	5.60	1.23	5.40	1.26	5.29	1.29

TC : Total Capacity (kW) IP : Input Power (kW)

OUTDOOR UNIT
AOU24RLXFZ

● Indoor unit : 18,000Btu

			Indoor temperature									
			60°FDB		65°FDB		70°FDB		75°FDB		78°FDB	
Outdoor temperature	(°FDB)	(°FWB)	TC	IP	TC	IP	TC	IP	TC	IP	TC	IP
	5	3	16.93	2.37	16.40	2.44	15.84	2.51	15.29	2.58	14.95	2.63
	14	12	19.26	2.47	18.65	2.54	18.02	2.61	17.39	2.68	17.01	2.73
	23	19	20.62	2.55	19.96	2.62	19.29	2.69	18.61	2.77	18.20	2.82
	32	28	22.38	2.40	21.67	2.47	20.94	2.54	20.21	2.61	19.76	2.65
	41	37	25.35	2.37	24.55	2.44	23.72	2.51	22.89	2.58	22.38	2.63
	47	43	27.03	2.40	26.18	2.47	25.29	2.54	24.41	2.61	23.87	2.65
	50	47	27.23	2.44	26.37	2.51	25.48	2.58	24.59	2.65	24.05	2.69
	59	50	27.50	2.37	26.63	2.44	25.73	2.51	24.83	2.58	24.29	2.63
	68	59	26.96	1.99	26.11	2.05	25.23	2.11	24.35	2.17	23.81	2.20
	75	65	24.27	1.42	23.50	1.47	22.71	1.51	21.91	1.55	21.43	1.58

TC : Total Capacity (kBtu/h) IP : Input Power (kW)

			Indoor temperature									
			15.6°CDB		18.3°CDB		21.1°CDB		23.9°CDB		25.6°CDB	
Outdoor temperature	(°CDB)	(°CWB)	TC	IP	TC	IP	TC	IP	TC	IP	TC	IP
	-15.0	-16.1	4.96	2.37	4.81	2.44	4.64	2.51	4.48	2.58	4.38	2.63
	-10.0	-11.1	5.64	2.47	5.47	2.54	5.28	2.61	5.10	2.68	4.98	2.73
	-5.0	-7.2	6.04	2.55	5.85	2.62	5.65	2.69	5.46	2.77	5.34	2.82
	0.0	-2.2	6.56	2.40	6.35	2.47	6.14	2.54	5.92	2.61	5.79	2.65
	5.0	2.8	7.43	2.37	7.19	2.44	6.95	2.51	6.71	2.58	6.56	2.63
	8.3	6.1	7.92	2.40	7.67	2.47	7.41	2.54	7.15	2.61	7.00	2.65
	10.0	8.3	7.98	2.44	7.73	2.51	7.47	2.58	7.21	2.65	7.05	2.69
	15.0	10.0	8.06	2.37	7.81	2.44	7.54	2.51	7.28	2.58	7.12	2.63
	20.0	15.0	7.90	1.99	7.65	2.05	7.39	2.11	7.14	2.17	6.98	2.20
	23.9	18.3	7.11	1.42	6.89	1.47	6.65	1.51	6.42	1.55	6.28	1.58

TC : Total Capacity (kW) IP : Input Power (kW)

● Indoor unit : 7,000Btu + 7,000Btu

			Indoor temperature									
			60°FDB		65°FDB		70°FDB		75°FDB		78°FDB	
Outdoor temperature	(°FDB)	(°FWB)	TC	IP	TC	IP	TC	IP	TC	IP	TC	IP
	5	3	13.26	1.82	12.84	1.88	12.41	1.93	11.97	1.99	11.71	2.02
	14	12	15.69	1.94	15.20	1.99	14.68	2.05	14.17	2.11	13.86	2.14
	23	19	17.23	1.90	16.69	1.95	16.13	2.01	15.56	2.07	15.22	2.10
	32	28	19.10	1.84	18.49	1.90	17.87	1.95	17.24	2.01	16.86	2.04
	41	37	20.74	1.79	20.09	1.84	19.41	1.89	18.73	1.95	18.32	1.98
	47	43	22.12	1.86	21.42	1.91	20.70	1.97	19.98	2.03	19.54	2.06
	50	47	23.28	1.88	22.55	1.93	21.78	1.99	21.02	2.05	20.56	2.08
	59	50	25.64	1.90	24.83	1.95	23.99	2.01	23.15	2.07	22.64	2.10
	68	59	23.32	1.66	22.59	1.71	21.82	1.76	21.06	1.80	20.59	1.83
	75	65	20.19	1.11	19.55	1.14	18.89	1.17	18.23	1.20	17.83	1.22

TC : Total Capacity (kBtu/h) IP : Input Power (kW)

			Indoor temperature									
			15.6°CDB		18.3°CDB		21.1°CDB		23.9°CDB		25.6°CDB	
Outdoor temperature	(°CDB)	(°CWB)	TC	IP	TC	IP	TC	IP	TC	IP	TC	IP
	-15.0	-16.1	3.89	1.82	3.76	1.88	3.64	1.93	3.51	1.99	3.43	2.02
	-10.0	-11.1	4.60	1.94	4.45	1.99	4.30	2.05	4.15	2.11	4.06	2.14
	-5.0	-7.2	5.05	1.90	4.89	1.95	4.73	2.01	4.56	2.07	4.46	2.10
	0.0	-2.2	5.60	1.84	5.42	1.90	5.24	1.95	5.05	2.01	4.94	2.04
	5.0	2.8	6.08	1.79	5.89	1.84	5.69	1.89	5.49	1.95	5.37	1.98
	8.3	6.1	6.48	1.86	6.28	1.91	6.07	1.97	5.85	2.03	5.73	2.06
	10.0	8.3	6.82	1.88	6.61	1.93	6.38	1.99	6.16	2.05	6.03	2.08
	15.0	10.0	7.51	1.90	7.28	1.95	7.03	2.01	6.78	2.07	6.64	2.10
	20.0	15.0	6.84	1.66	6.62	1.71	6.40	1.76	6.17	1.80	6.04	1.83
	23.9	18.3	5.92	1.11	5.73	1.14	5.54	1.17	5.34	1.20	5.22	1.22

TC : Total Capacity (kW) IP : Input Power (kW)

OUTDOOR UNIT
AOU24RLXFZ

● Indoor unit : 7,000Btu + 9,000Btu

			Indoor temperature									
			60°FDB		65°FDB		70°FDB		75°FDB		78°FDB	
Outdoor temperature	(°FDB)	(°FWB)	TC	IP	TC	IP	TC	IP	TC	IP	TC	IP
	5	3	14.81	2.38	14.34	2.45	13.86	2.52	13.37	2.59	13.08	2.63
	14	12	17.49	2.53	16.94	2.60	16.36	2.67	15.79	2.75	15.44	2.79
	23	19	19.23	2.48	18.62	2.55	17.99	2.62	17.36	2.69	16.98	2.74
	32	28	21.50	2.40	20.82	2.47	20.12	2.54	19.41	2.62	18.98	2.66
	41	37	23.75	2.33	23.00	2.40	22.22	2.47	21.44	2.54	20.97	2.58
	47	43	25.33	2.43	24.53	2.50	23.70	2.57	22.87	2.64	22.37	2.69
	50	47	26.58	2.42	25.74	2.49	24.87	2.57	24.00	2.64	23.47	2.68
	59	50	26.75	2.23	25.91	2.29	25.03	2.36	24.15	2.42	23.62	2.46
	68	59	24.68	1.87	23.90	1.93	23.09	1.98	22.29	2.04	21.80	2.07
	75	65	23.39	1.44	22.65	1.48	21.88	1.53	21.12	1.57	20.65	1.60

TC : Total Capacity (kBtu/h) IP : Input Power (kW)

			Indoor temperature									
			15.6°CDB		18.3°CDB		21.1°CDB		23.9°CDB		25.6°CDB	
Outdoor temperature	(°CDB)	(°CWB)	TC	IP	TC	IP	TC	IP	TC	IP	TC	IP
	-15.0	-16.1	4.34	2.38	4.20	2.45	4.06	2.52	3.92	2.59	3.83	2.63
	-10.0	-11.1	5.13	2.53	4.96	2.60	4.80	2.67	4.63	2.75	4.53	2.79
	-5.0	-7.2	5.63	2.48	5.46	2.55	5.27	2.62	5.09	2.69	4.98	2.74
	0.0	-2.2	6.30	2.40	6.10	2.47	5.90	2.54	5.69	2.62	5.56	2.66
	5.0	2.8	6.96	2.33	6.74	2.40	6.51	2.47	6.28	2.54	6.15	2.58
	8.3	6.1	7.42	2.43	7.19	2.50	6.95	2.57	6.70	2.64	6.56	2.69
	10.0	8.3	7.79	2.42	7.54	2.49	7.29	2.57	7.03	2.64	6.88	2.68
	15.0	10.0	7.84	2.23	7.59	2.29	7.34	2.36	7.08	2.42	6.92	2.46
	20.0	15.0	7.23	1.87	7.01	1.93	6.77	1.98	6.53	2.04	6.39	2.07
	23.9	18.3	6.85	1.44	6.64	1.48	6.41	1.53	6.19	1.57	6.05	1.60

TC : Total Capacity (kW) IP : Input Power (kW)

● Indoor unit : 7,000Btu + 12,000Btu

			Indoor temperature									
			60°FDB		65°FDB		70°FDB		75°FDB		78°FDB	
Outdoor temperature	(°FDB)	(°FWB)	TC	IP	TC	IP	TC	IP	TC	IP	TC	IP
	5	3	16.31	2.51	15.79	2.58	15.26	2.66	14.72	2.73	14.40	2.78
	14	12	18.98	2.67	18.38	2.74	17.76	2.82	17.14	2.90	16.76	2.95
	23	19	21.00	2.61	20.34	2.69	19.65	2.76	18.96	2.84	18.54	2.89
	32	28	23.63	2.54	22.88	2.61	22.11	2.68	21.33	2.76	20.86	2.80
	41	37	25.65	2.46	24.84	2.53	24.00	2.60	23.16	2.68	22.65	2.72
	47	43	27.36	2.56	26.50	2.63	25.60	2.71	24.70	2.79	24.16	2.83
	50	47	28.64	2.56	27.73	2.63	26.79	2.70	25.86	2.78	25.29	2.83
	59	50	28.71	2.25	27.81	2.31	26.87	2.38	25.92	2.45	25.35	2.49
	68	59	27.93	1.89	27.05	1.94	26.13	2.00	25.22	2.06	24.66	2.09
	75	65	25.23	1.65	24.44	1.70	23.61	1.74	22.79	1.79	22.28	1.82

TC : Total Capacity (kBtu/h) IP : Input Power (kW)

			Indoor temperature									
			15.6°CDB		18.3°CDB		21.1°CDB		23.9°CDB		25.6°CDB	
Outdoor temperature	(°CDB)	(°CWB)	TC	IP	TC	IP	TC	IP	TC	IP	TC	IP
	-15.0	-16.1	4.78	2.51	4.63	2.58	4.47	2.66	4.32	2.73	4.22	2.78
	-10.0	-11.1	5.56	2.67	5.39	2.74	5.21	2.82	5.02	2.90	4.91	2.95
	-5.0	-7.2	6.15	2.61	5.96	2.69	5.76	2.76	5.56	2.84	5.43	2.89
	0.0	-2.2	6.92	2.54	6.71	2.61	6.48	2.68	6.25	2.76	6.11	2.80
	5.0	2.8	7.52	2.46	7.28	2.53	7.03	2.60	6.79	2.68	6.64	2.72
	8.3	6.1	8.02	2.56	7.77	2.63	7.50	2.71	7.24	2.79	7.08	2.83
	10.0	8.3	8.39	2.56	8.13	2.63	7.85	2.70	7.58	2.78	7.41	2.83
	15.0	10.0	8.42	2.25	8.15	2.31	7.87	2.38	7.60	2.45	7.43	2.49
	20.0	15.0	8.19	1.89	7.93	1.94	7.66	2.00	7.39	2.06	7.23	2.09
	23.9	18.3	7.40	1.65	7.16	1.70	6.92	1.74	6.68	1.79	6.53	1.82

TC : Total Capacity (kW) IP : Input Power (kW)

OUTDOOR UNIT
AOU24RLXFZ

● Indoor unit : 7,000Btu + 14,000Btu

			Indoor temperature									
			60°FDB		65°FDB		70°FDB		75°FDB		78°FDB	
	(°FDB)	(°FWB)	TC	IP	TC	IP	TC	IP	TC	IP	TC	IP
Outdoor temperature	5	3	16.48	2.52	15.96	2.59	15.42	2.67	14.88	2.74	14.55	2.79
	14	12	19.34	2.52	18.73	2.59	18.09	2.67	17.46	2.74	17.08	2.79
	23	19	21.88	2.52	21.19	2.59	20.48	2.67	19.76	2.74	19.32	2.79
	32	28	24.61	2.47	23.83	2.54	23.02	2.61	22.22	2.69	21.73	2.73
	41	37	27.56	2.54	26.69	2.61	25.78	2.69	24.88	2.76	24.33	2.81
	47	43	29.39	2.66	28.46	2.73	27.50	2.81	26.54	2.89	25.95	2.94
	50	47	30.42	2.23	29.46	2.30	28.46	2.36	27.47	2.43	26.86	2.47
	59	50	30.14	2.10	29.19	2.16	28.20	2.23	27.21	2.29	26.61	2.33
	68	59	28.66	1.77	27.76	1.82	26.82	1.87	25.88	1.92	25.31	1.96
	75	65	27.07	1.69	26.21	1.74	25.33	1.79	24.44	1.84	23.90	1.87

TC : Total Capacity (kBtu/h) IP : Input Power (kW)

			Indoor temperature									
			15.6°CDB		18.3°CDB		21.1°CDB		23.9°CDB		25.6°CDB	
	(°CDB)	(°CWB)	TC	IP	TC	IP	TC	IP	TC	IP	TC	IP
Outdoor temperature	-15.0	-16.1	4.83	2.52	4.68	2.59	4.52	2.67	4.36	2.74	4.26	2.79
	-10.0	-11.1	5.67	2.52	5.49	2.59	5.30	2.67	5.12	2.74	5.00	2.79
	-5.0	-7.2	6.41	2.52	6.21	2.59	6.00	2.67	5.79	2.74	5.66	2.79
	0.0	-2.2	7.21	2.47	6.98	2.54	6.75	2.61	6.51	2.69	6.37	2.73
	5.0	2.8	8.08	2.54	7.82	2.61	7.56	2.69	7.29	2.76	7.13	2.81
	8.3	6.1	8.61	2.66	8.34	2.73	8.06	2.81	7.78	2.89	7.61	2.94
	10.0	8.3	8.92	2.23	8.63	2.30	8.34	2.36	8.05	2.43	7.87	2.47
	15.0	10.0	8.83	2.10	8.55	2.16	8.26	2.23	7.98	2.29	7.80	2.33
	20.0	15.0	8.40	1.77	8.14	1.82	7.86	1.87	7.59	1.92	7.42	1.96
	23.9	18.3	7.93	1.69	7.68	1.74	7.42	1.79	7.16	1.84	7.01	1.87

TC : Total Capacity (kW) IP : Input Power (kW)

● Indoor unit : 7,000Btu + 18,000Btu

			Indoor temperature									
			60°FDB		65°FDB		70°FDB		75°FDB		78°FDB	
	(°FDB)	(°FWB)	TC	IP	TC	IP	TC	IP	TC	IP	TC	IP
Outdoor temperature	5	3	16.91	2.52	16.37	2.59	15.82	2.67	15.27	2.74	14.93	2.79
	14	12	19.83	2.63	19.21	2.71	18.56	2.79	17.91	2.86	17.51	2.91
	23	19	22.39	2.70	21.68	2.77	20.95	2.85	20.22	2.93	19.77	2.98
	32	28	25.29	2.70	24.49	2.77	23.66	2.85	22.83	2.93	22.33	2.98
	41	37	28.18	2.70	27.29	2.77	26.37	2.85	25.44	2.93	24.88	2.98
	47	43	29.93	2.77	28.98	2.85	28.00	2.93	27.02	3.00	26.43	3.00
	50	47	30.91	2.72	29.94	2.80	28.93	2.88	27.91	2.96	27.30	3.00
	59	50	30.77	2.25	29.80	2.31	28.79	2.38	27.78	2.45	27.17	2.49
	68	59	29.85	1.89	28.91	1.94	27.93	2.00	26.95	2.06	26.36	2.09
	75	65	29.96	1.87	29.01	1.92	28.03	1.98	27.05	2.03	26.45	2.07

TC : Total Capacity (kBtu/h) IP : Input Power (kW)

			Indoor temperature									
			15.6°CDB		18.3°CDB		21.1°CDB		23.9°CDB		25.6°CDB	
	(°CDB)	(°CWB)	TC	IP	TC	IP	TC	IP	TC	IP	TC	IP
Outdoor temperature	-15.0	-16.1	4.96	2.52	4.80	2.59	4.64	2.67	4.47	2.74	4.38	2.79
	-10.0	-11.1	5.81	2.63	5.63	2.71	5.44	2.79	5.25	2.86	5.13	2.91
	-5.0	-7.2	6.56	2.70	6.36	2.77	6.14	2.85	5.93	2.93	5.80	2.98
	0.0	-2.2	7.41	2.70	7.18	2.77	6.93	2.85	6.69	2.93	6.54	2.98
	5.0	2.8	8.26	2.70	8.00	2.77	7.73	2.85	7.46	2.93	7.29	2.98
	8.3	6.1	8.77	2.77	8.49	2.85	8.21	2.93	7.92	3.00	7.74	3.00
	10.0	8.3	9.06	2.72	8.77	2.80	8.48	2.88	8.18	2.96	8.00	3.00
	15.0	10.0	9.02	2.25	8.73	2.31	8.44	2.38	8.14	2.45	7.96	2.49
	20.0	15.0	8.75	1.89	8.47	1.94	8.19	2.00	7.90	2.06	7.73	2.09
	23.9	18.3	8.78	1.87	8.50	1.92	8.22	1.98	7.93	2.03	7.75	2.07

TC : Total Capacity (kW) IP : Input Power (kW)

OUTDOOR UNIT
AOU24RLXFZ

● Indoor unit : 9,000Btu + 9,000Btu

			Indoor temperature									
			60°FDB		65°FDB		70°FDB		75°FDB		78°FDB	
Outdoor temperature	(°FDB)	(°FWB)	TC	IP	TC	IP	TC	IP	TC	IP	TC	IP
	5	3	15.61	2.49	15.12	2.56	14.61	2.64	14.10	2.71	13.79	2.76
	14	12	18.36	2.63	17.78	2.71	17.17	2.78	16.57	2.86	16.21	2.91
	23	19	20.21	2.59	19.57	2.67	18.91	2.74	18.25	2.82	17.85	2.87
	32	28	22.62	2.52	21.91	2.59	21.17	2.66	20.43	2.74	19.98	2.78
	41	37	25.05	2.44	24.26	2.51	23.44	2.58	22.62	2.66	22.12	2.70
	47	43	26.72	2.54	25.88	2.61	25.00	2.69	24.13	2.77	23.59	2.81
	50	47	28.02	2.54	27.14	2.61	26.22	2.68	25.30	2.76	24.74	2.80
	59	50	28.33	2.21	27.44	2.27	26.51	2.34	25.58	2.40	25.02	2.44
	68	59	25.14	1.85	24.35	1.91	23.52	1.96	22.70	2.02	22.20	2.05
	75	65	24.63	1.51	23.86	1.55	23.05	1.60	22.24	1.64	21.75	1.67

TC : Total Capacity (kBtu/h) IP : Input Power (kW)

			Indoor temperature									
			15.6°CDB		18.3°CDB		21.1°CDB		23.9°CDB		25.6°CDB	
Outdoor temperature	(°CDB)	(°CWB)	TC	IP	TC	IP	TC	IP	TC	IP	TC	IP
	-15.0	-16.1	4.58	2.49	4.43	2.56	4.28	2.64	4.13	2.71	4.04	2.76
	-10.0	-11.1	5.38	2.63	5.21	2.71	5.03	2.78	4.86	2.86	4.75	2.91
	-5.0	-7.2	5.92	2.59	5.74	2.67	5.54	2.74	5.35	2.82	5.23	2.87
	0.0	-2.2	6.63	2.52	6.42	2.59	6.20	2.66	5.99	2.74	5.85	2.78
	5.0	2.8	7.34	2.44	7.11	2.51	6.87	2.58	6.63	2.66	6.48	2.70
	8.3	6.1	7.83	2.54	7.58	2.61	7.33	2.69	7.07	2.77	6.91	2.81
	10.0	8.3	8.21	2.54	7.95	2.61	7.68	2.68	7.42	2.76	7.25	2.80
	15.0	10.0	8.30	2.21	8.04	2.27	7.77	2.34	7.50	2.40	7.33	2.44
	20.0	15.0	7.37	1.85	7.14	1.91	6.89	1.96	6.65	2.02	6.51	2.05
	23.9	18.3	7.22	1.51	6.99	1.55	6.76	1.60	6.52	1.64	6.38	1.67

TC : Total Capacity (kW) IP : Input Power (kW)

● Indoor unit : 9,000Btu + 12,000Btu

			Indoor temperature									
			60°FDB		65°FDB		70°FDB		75°FDB		78°FDB	
Outdoor temperature	(°FDB)	(°FWB)	TC	IP	TC	IP	TC	IP	TC	IP	TC	IP
	5	3	15.92	2.52	15.41	2.59	14.89	2.67	14.37	2.74	14.05	2.79
	14	12	18.72	2.54	18.13	2.61	17.52	2.69	16.90	2.76	16.53	2.81
	23	19	20.73	2.54	20.08	2.61	19.40	2.69	18.72	2.76	18.31	2.81
	32	28	23.36	2.51	22.62	2.58	21.86	2.65	21.09	2.73	20.63	2.77
	41	37	26.15	2.48	25.33	2.55	24.47	2.62	23.62	2.70	23.10	2.74
	47	43	27.89	2.58	27.01	2.65	26.10	2.73	25.19	2.81	24.63	2.85
	50	47	28.86	2.55	27.95	2.63	27.01	2.70	26.06	2.78	25.49	2.82
	59	50	29.06	2.12	28.14	2.18	27.19	2.24	26.24	2.30	25.66	2.34
	68	59	25.42	1.78	24.62	1.83	23.78	1.88	22.95	1.94	22.45	1.97
	75	65	25.69	1.66	24.88	1.71	24.04	1.76	23.20	1.81	22.69	1.84

TC : Total Capacity (kBtu/h) IP : Input Power (kW)

			Indoor temperature									
			15.6°CDB		18.3°CDB		21.1°CDB		23.9°CDB		25.6°CDB	
Outdoor temperature	(°CDB)	(°CWB)	TC	IP	TC	IP	TC	IP	TC	IP	TC	IP
	-15.0	-16.1	4.66	2.52	4.52	2.59	4.36	2.67	4.21	2.74	4.12	2.79
	-10.0	-11.1	5.49	2.54	5.31	2.61	5.13	2.69	4.95	2.76	4.85	2.81
	-5.0	-7.2	6.08	2.54	5.88	2.61	5.69	2.69	5.49	2.76	5.37	2.81
	0.0	-2.2	6.85	2.51	6.63	2.58	6.41	2.65	6.18	2.73	6.05	2.77
	5.0	2.8	7.67	2.48	7.42	2.55	7.17	2.62	6.92	2.70	6.77	2.74
	8.3	6.1	8.18	2.58	7.92	2.65	7.65	2.73	7.38	2.81	7.22	2.85
	10.0	8.3	8.46	2.55	8.19	2.63	7.92	2.70	7.64	2.78	7.47	2.82
	15.0	10.0	8.52	2.12	8.25	2.18	7.97	2.24	7.69	2.30	7.52	2.34
	20.0	15.0	7.45	1.78	7.21	1.83	6.97	1.88	6.73	1.94	6.58	1.97
	23.9	18.3	7.53	1.66	7.29	1.71	7.05	1.76	6.80	1.81	6.65	1.84

TC : Total Capacity (kW) IP : Input Power (kW)

OUTDOOR UNIT
AOU24RLXFZ

● Indoor unit : 9,000Btu + 14,000Btu

			Indoor temperature									
			60°FDB		65°FDB		70°FDB		75°FDB		78°FDB	
Outdoor temperature	(°FDB)	(°FWB)	TC	IP	TC	IP	TC	IP	TC	IP	TC	IP
	5	3	16.54	2.52	16.02	2.59	15.48	2.67	14.94	2.74	14.61	2.79
	14	12	19.42	2.54	18.81	2.61	18.17	2.69	17.54	2.76	17.15	2.81
	23	19	22.01	2.54	21.31	2.61	20.59	2.69	19.87	2.76	19.43	2.81
	32	28	24.78	2.47	24.00	2.54	23.19	2.61	22.38	2.68	21.88	2.73
	41	37	27.69	2.53	26.82	2.60	25.91	2.68	25.00	2.75	24.45	2.80
	47	43	29.44	2.67	28.51	2.75	27.55	2.83	26.59	2.91	26.00	2.96
	50	47	30.63	2.28	29.66	2.35	28.66	2.42	27.65	2.48	27.04	2.53
	59	50	30.50	2.12	29.54	2.18	28.54	2.24	27.54	2.31	26.93	2.34
	68	59	29.56	1.78	28.63	1.83	27.66	1.89	26.69	1.94	26.10	1.97
	75	65	27.86	1.71	26.98	1.76	26.07	1.81	25.15	1.86	24.60	1.89

TC : Total Capacity (kBtu/h) IP : Input Power (kW)

			Indoor temperature									
			15.6°CDB		18.3°CDB		21.1°CDB		23.9°CDB		25.6°CDB	
Outdoor temperature	(°CDB)	(°CWB)	TC	IP	TC	IP	TC	IP	TC	IP	TC	IP
	-15.0	-16.1	4.85	2.52	4.70	2.59	4.54	2.67	4.38	2.74	4.28	2.79
	-10.0	-11.1	5.69	2.54	5.51	2.61	5.33	2.69	5.14	2.76	5.03	2.81
	-5.0	-7.2	6.45	2.54	6.25	2.61	6.03	2.69	5.82	2.76	5.70	2.81
	0.0	-2.2	7.26	2.47	7.03	2.54	6.80	2.61	6.56	2.68	6.41	2.73
	5.0	2.8	8.12	2.53	7.86	2.60	7.59	2.68	7.33	2.75	7.17	2.80
	8.3	6.1	8.63	2.67	8.36	2.75	8.07	2.83	7.79	2.91	7.62	2.96
	10.0	8.3	8.98	2.28	8.69	2.35	8.40	2.42	8.10	2.48	7.93	2.53
	15.0	10.0	8.94	2.12	8.66	2.18	8.36	2.24	8.07	2.31	7.89	2.34
	20.0	15.0	8.66	1.78	8.39	1.83	8.11	1.89	7.82	1.94	7.65	1.97
	23.9	18.3	8.17	1.71	7.91	1.76	7.64	1.81	7.37	1.86	7.21	1.89

TC : Total Capacity (kW) IP : Input Power (kW)

● Indoor unit : 9,000Btu + 18,000Btu

			Indoor temperature									
			60°FDB		65°FDB		70°FDB		75°FDB		78°FDB	
Outdoor temperature	(°FDB)	(°FWB)	TC	IP	TC	IP	TC	IP	TC	IP	TC	IP
	5	3	17.30	2.52	16.75	2.59	16.19	2.67	15.62	2.74	15.28	2.79
	14	12	20.31	2.63	19.67	2.71	19.01	2.79	18.34	2.86	17.94	2.91
	23	19	22.96	2.70	22.23	2.78	21.48	2.86	20.73	2.94	20.27	2.99
	32	28	26.12	2.70	25.29	2.78	24.44	2.86	23.58	2.94	23.06	2.99
	41	37	29.06	2.70	28.14	2.78	27.19	2.86	26.24	2.94	25.66	2.99
	47	43	30.99	2.77	30.02	2.85	29.00	2.93	27.99	3.00	27.37	3.00
	50	47	32.04	2.73	31.03	2.81	29.98	2.89	28.93	2.97	28.30	3.00
	59	50	31.74	2.26	30.74	2.32	29.70	2.39	28.66	2.46	28.03	2.50
	68	59	30.93	1.90	29.96	1.95	28.94	2.01	27.93	2.06	27.32	2.10
	75	65	31.01	1.87	30.03	1.93	29.02	1.98	28.00	2.04	27.38	2.07

TC : Total Capacity (kBtu/h) IP : Input Power (kW)

			Indoor temperature									
			15.6°CDB		18.3°CDB		21.1°CDB		23.9°CDB		25.6°CDB	
Outdoor temperature	(°CDB)	(°CWB)	TC	IP	TC	IP	TC	IP	TC	IP	TC	IP
	-15.0	-16.1	5.07	2.52	4.91	2.59	4.74	2.67	4.58	2.74	4.48	2.79
	-10.0	-11.1	5.95	2.63	5.77	2.71	5.57	2.79	5.38	2.86	5.26	2.91
	-5.0	-7.2	6.73	2.70	6.52	2.78	6.30	2.86	6.07	2.94	5.94	2.99
	0.0	-2.2	7.65	2.70	7.41	2.78	7.16	2.86	6.91	2.94	6.76	2.99
	5.0	2.8	8.52	2.70	8.25	2.78	7.97	2.86	7.69	2.94	7.52	2.99
	8.3	6.1	9.08	2.77	8.80	2.85	8.50	2.93	8.20	3.00	8.02	3.00
	10.0	8.3	9.39	2.73	9.09	2.81	8.79	2.89	8.48	2.97	8.29	3.00
	15.0	10.0	9.30	2.26	9.01	2.32	8.70	2.39	8.40	2.46	8.21	2.50
	20.0	15.0	9.07	1.90	8.78	1.95	8.48	2.01	8.19	2.06	8.01	2.10
	23.9	18.3	9.09	1.87	8.80	1.93	8.50	1.98	8.21	2.04	8.03	2.07

TC : Total Capacity (kW) IP : Input Power (kW)

OUTDOOR UNIT
AOU24RLXFZ

● Indoor unit : 12,000Btu + 12,000Btu

			Indoor temperature									
			60°FDB		65°FDB		70°FDB		75°FDB		78°FDB	
Outdoor temperature	(°FDB)	(°FWB)	TC	IP	TC	IP	TC	IP	TC	IP	TC	IP
	5	3	16.62	2.70	16.10	2.78	15.55	2.86	15.01	2.94	14.68	2.99
	14	12	19.57	2.70	18.95	2.78	18.31	2.86	17.67	2.94	17.28	2.99
	23	19	21.69	2.70	21.00	2.78	20.29	2.86	19.58	2.94	19.15	2.99
	32	28	24.46	2.69	23.69	2.76	22.89	2.84	22.09	2.92	21.60	2.97
	41	37	27.48	2.67	26.61	2.75	25.71	2.82	24.81	2.90	24.26	2.95
	47	43	29.28	2.77	28.36	2.85	27.40	2.93	26.44	3.00	25.86	3.00
	50	47	30.51	2.73	29.55	2.81	28.55	2.89	27.55	2.97	26.94	3.00
	59	50	30.51	2.26	29.55	2.32	28.55	2.39	27.55	2.46	26.95	2.50
	68	59	29.41	1.90	28.48	1.95	27.52	2.01	26.56	2.06	25.97	2.10
	75	65	26.96	1.78	26.11	1.83	25.23	1.89	24.35	1.94	23.81	1.97

TC : Total Capacity (kBtu/h) IP : Input Power (kW)

			Indoor temperature									
			15.6°CDB		18.3°CDB		21.1°CDB		23.9°CDB		25.6°CDB	
Outdoor temperature	(°CDB)	(°CWB)	TC	IP	TC	IP	TC	IP	TC	IP	TC	IP
	-15.0	-16.1	4.87	2.70	4.72	2.78	4.56	2.86	4.40	2.94	4.30	2.99
	-10.0	-11.1	5.74	2.70	5.55	2.78	5.37	2.86	5.18	2.94	5.06	2.99
	-5.0	-7.2	6.36	2.70	6.16	2.78	5.95	2.86	5.74	2.94	5.61	2.99
	0.0	-2.2	7.17	2.69	6.94	2.76	6.71	2.84	6.47	2.92	6.33	2.97
	5.0	2.8	8.05	2.67	7.80	2.75	7.53	2.82	7.27	2.90	7.11	2.95
	8.3	6.1	8.58	2.77	8.31	2.85	8.03	2.93	7.75	3.00	7.58	3.00
	10.0	8.3	8.94	2.73	8.66	2.81	8.37	2.89	8.07	2.97	7.90	3.00
	15.0	10.0	8.94	2.26	8.66	2.32	8.37	2.39	8.08	2.46	7.90	2.50
	20.0	15.0	8.62	1.90	8.35	1.95	8.07	2.01	7.78	2.06	7.61	2.10
	23.9	18.3	7.90	1.78	7.65	1.83	7.39	1.89	7.14	1.94	6.98	1.97

TC : Total Capacity (kW) IP : Input Power (kW)

● Indoor unit : 12,000Btu + 14,000Btu

			Indoor temperature									
			60°FDB		65°FDB		70°FDB		75°FDB		78°FDB	
Outdoor temperature	(°FDB)	(°FWB)	TC	IP	TC	IP	TC	IP	TC	IP	TC	IP
	5	3	17.49	2.46	16.94	2.53	16.37	2.60	15.79	2.68	15.44	2.72
	14	12	20.57	2.57	19.92	2.64	19.25	2.72	18.57	2.79	18.17	2.84
	23	19	23.32	2.63	22.58	2.70	21.82	2.78	21.05	2.86	20.59	2.91
	32	28	26.45	2.63	25.61	2.71	24.74	2.79	23.88	2.87	23.35	2.91
	41	37	29.51	2.64	28.58	2.71	27.61	2.79	26.65	2.87	26.06	2.92
	47	43	31.47	2.77	30.48	2.85	29.45	2.93	28.42	3.00	27.79	3.00
	50	47	32.56	2.30	31.53	2.37	30.47	2.44	29.40	2.51	28.75	2.55
	59	50	32.47	2.19	31.44	2.26	30.38	2.32	29.32	2.39	28.67	2.43
	68	59	31.43	1.84	30.44	1.90	29.41	1.95	28.38	2.01	27.76	2.04
	75	65	30.88	1.90	29.91	1.95	28.90	2.01	27.88	2.06	27.27	2.10

TC : Total Capacity (kBtu/h) IP : Input Power (kW)

			Indoor temperature									
			15.6°CDB		18.3°CDB		21.1°CDB		23.9°CDB		25.6°CDB	
Outdoor temperature	(°CDB)	(°CWB)	TC	IP	TC	IP	TC	IP	TC	IP	TC	IP
	-15.0	-16.1	5.13	2.46	4.96	2.53	4.80	2.60	4.63	2.68	4.53	2.72
	-10.0	-11.1	6.03	2.57	5.84	2.64	5.64	2.72	5.44	2.79	5.32	2.84
	-5.0	-7.2	6.83	2.63	6.62	2.70	6.39	2.78	6.17	2.86	6.03	2.91
	0.0	-2.2	7.75	2.63	7.51	2.71	7.25	2.79	7.00	2.87	6.84	2.91
	5.0	2.8	8.65	2.64	8.38	2.71	8.09	2.79	7.81	2.87	7.64	2.92
	8.3	6.1	9.22	2.77	8.93	2.85	8.63	2.93	8.33	3.00	8.15	3.00
	10.0	8.3	9.54	2.30	9.24	2.37	8.93	2.44	8.62	2.51	8.43	2.55
	15.0	10.0	9.52	2.19	9.22	2.26	8.90	2.32	8.59	2.39	8.40	2.43
	20.0	15.0	9.21	1.84	8.92	1.90	8.62	1.95	8.32	2.01	8.14	2.04
	23.9	18.3	9.05	1.90	8.77	1.95	8.47	2.01	8.17	2.06	7.99	2.10

TC : Total Capacity (kW) IP : Input Power (kW)

OUTDOOR UNIT
AOU24RLXFZ

● Indoor unit : 7,000Btu + 7,000Btu + 7,000Btu

			Indoor temperature									
			60°FDB		65°FDB		70°FDB		75°FDB		78°FDB	
Outdoor temperature	(°FDB)	(°FWB)	TC	IP	TC	IP	TC	IP	TC	IP	TC	IP
	5	3	16.48	2.40	15.96	2.46	15.42	2.54	14.88	2.61	14.55	2.65
	14	12	19.17	2.50	18.57	2.57	17.94	2.65	17.31	2.72	16.93	2.77
	23	19	21.72	2.61	21.03	2.68	20.32	2.76	19.61	2.84	19.18	2.88
	32	28	24.86	2.78	24.08	2.86	23.26	2.94	22.45	3.00	21.96	3.00
	41	37	28.16	2.66	27.27	2.73	26.35	2.81	25.43	2.89	24.87	2.94
	47	43	30.03	2.68	29.08	2.76	28.10	2.84	27.12	2.92	26.52	2.97
	50	47	31.15	2.71	30.17	2.79	29.15	2.87	28.13	2.95	27.51	3.00
	59	50	32.65	2.71	31.62	2.79	30.55	2.87	29.48	2.95	28.83	3.00
	68	59	29.96	2.10	29.01	2.16	28.03	2.22	27.05	2.28	26.45	2.32
	75	65	27.94	1.64	27.05	1.69	26.14	1.74	25.22	1.78	24.67	1.81

TC : Total Capacity (kBtu/h) IP : Input Power (kW)

			Indoor temperature									
			15.6°CDB		18.3°CDB		21.1°CDB		23.9°CDB		25.6°CDB	
Outdoor temperature	(°CDB)	(°CWB)	TC	IP	TC	IP	TC	IP	TC	IP	TC	IP
	-15.0	-16.1	4.83	2.40	4.68	2.46	4.52	2.54	4.36	2.61	4.26	2.65
	-10.0	-11.1	5.62	2.50	5.44	2.57	5.26	2.65	5.07	2.72	4.96	2.77
	-5.0	-7.2	6.37	2.61	6.16	2.68	5.96	2.76	5.75	2.84	5.62	2.88
	0.0	-2.2	7.29	2.78	7.06	2.86	6.82	2.94	6.58	3.00	6.43	3.00
	5.0	2.8	8.25	2.66	7.99	2.73	7.72	2.81	7.45	2.89	7.29	2.94
	8.3	6.1	8.80	2.68	8.52	2.76	8.24	2.84	7.95	2.92	7.77	2.97
	10.0	8.3	9.13	2.71	8.84	2.79	8.54	2.87	8.24	2.95	8.06	3.00
	15.0	10.0	9.57	2.71	9.27	2.79	8.95	2.87	8.64	2.95	8.45	3.00
	20.0	15.0	8.78	2.10	8.50	2.16	8.21	2.22	7.93	2.28	7.75	2.32
	23.9	18.3	8.19	1.64	7.93	1.69	7.66	1.74	7.39	1.78	7.23	1.81

TC : Total Capacity (kW) IP : Input Power (kW)

● Indoor unit : 7,000Btu + 7,000Btu + 9,000Btu

			Indoor temperature									
			60°FDB		65°FDB		70°FDB		75°FDB		78°FDB	
Outdoor temperature	(°FDB)	(°FWB)	TC	IP	TC	IP	TC	IP	TC	IP	TC	IP
	5	3	17.47	2.33	16.92	2.40	16.35	2.47	15.78	2.54	15.43	2.58
	14	12	20.33	2.45	19.69	2.52	19.02	2.59	18.36	2.67	17.95	2.71
	23	19	23.03	2.54	22.30	2.61	21.55	2.69	20.80	2.76	20.34	2.81
	32	28	26.37	2.71	25.54	2.79	24.67	2.87	23.81	2.95	23.28	3.00
	41	37	29.86	2.71	28.92	2.79	27.94	2.87	26.96	2.95	26.37	3.00
	47	43	31.85	2.77	30.84	2.85	29.80	2.93	28.76	3.00	28.12	3.00
	50	47	33.04	2.71	32.00	2.79	30.91	2.87	29.83	2.95	29.17	3.00
	59	50	34.63	2.67	33.53	2.75	32.40	2.83	31.27	2.91	30.58	2.96
	68	59	31.77	2.03	30.77	2.09	29.72	2.15	28.68	2.21	28.05	2.24
	75	65	29.61	1.70	28.68	1.75	27.71	1.80	26.74	1.85	26.15	1.88

TC : Total Capacity (kBtu/h) IP : Input Power (kW)

			Indoor temperature									
			15.6°CDB		18.3°CDB		21.1°CDB		23.9°CDB		25.6°CDB	
Outdoor temperature	(°CDB)	(°CWB)	TC	IP	TC	IP	TC	IP	TC	IP	TC	IP
	-15.0	-16.1	5.12	2.33	4.96	2.40	4.79	2.47	4.62	2.54	4.52	2.58
	-10.0	-11.1	5.96	2.45	5.77	2.52	5.58	2.59	5.38	2.67	5.26	2.71
	-5.0	-7.2	6.75	2.54	6.54	2.61	6.32	2.69	6.10	2.76	5.96	2.81
	0.0	-2.2	7.73	2.71	7.48	2.79	7.23	2.87	6.98	2.95	6.82	3.00
	5.0	2.8	8.75	2.71	8.48	2.79	8.19	2.87	7.90	2.95	7.73	3.00
	8.3	6.1	9.33	2.77	9.04	2.85	8.73	2.93	8.43	3.00	8.24	3.00
	10.0	8.3	9.68	2.71	9.38	2.79	9.06	2.87	8.74	2.95	8.55	3.00
	15.0	10.0	10.15	2.67	9.83	2.75	9.50	2.83	9.16	2.91	8.96	2.96
	20.0	15.0	9.31	2.03	9.02	2.09	8.71	2.15	8.41	2.21	8.22	2.24
	23.9	18.3	8.68	1.70	8.40	1.75	8.12	1.80	7.84	1.85	7.66	1.88

TC : Total Capacity (kW) IP : Input Power (kW)

OUTDOOR UNIT
AOU24RLXFZ

● Indoor unit : 7,000Btu + 7,000Btu + 12,000Btu

			Indoor temperature									
			60°FDB		65°FDB		70°FDB		75°FDB		78°FDB	
Outdoor temperature	(°FDB)	(°FWB)	TC	IP	TC	IP	TC	IP	TC	IP	TC	IP
	5	3	17.59	2.28	17.03	2.34	16.46	2.41	15.88	2.48	15.53	2.52
	14	12	20.47	2.39	19.82	2.46	19.15	2.53	18.48	2.60	18.07	2.65
	23	19	23.19	2.48	22.45	2.55	21.70	2.63	20.94	2.70	20.47	2.74
	32	28	26.54	2.68	25.71	2.76	24.84	2.84	23.97	2.92	23.44	2.97
	41	37	30.06	2.68	29.11	2.76	28.13	2.84	27.14	2.92	26.55	2.97
	47	43	32.06	2.70	31.05	2.78	30.00	2.86	28.95	2.94	28.31	2.99
	50	47	33.26	2.68	32.21	2.76	31.12	2.84	30.03	2.92	29.37	2.97
	59	50	34.86	2.60	33.76	2.67	32.62	2.75	31.48	2.82	30.78	2.87
	68	59	31.98	1.98	30.97	2.04	29.92	2.10	28.88	2.15	28.24	2.19
	75	65	32.45	1.77	31.43	1.82	30.36	1.87	29.30	1.93	28.66	1.96

TC : Total Capacity (kBtu/h) IP : Input Power (kW)

			Indoor temperature									
			15.6°CDB		18.3°CDB		21.1°CDB		23.9°CDB		25.6°CDB	
Outdoor temperature	(°CDB)	(°CWB)	TC	IP	TC	IP	TC	IP	TC	IP	TC	IP
	-15.0	-16.1	5.16	2.28	4.99	2.34	4.82	2.41	4.65	2.48	4.55	2.52
	-10.0	-11.1	6.00	2.39	5.81	2.46	5.61	2.53	5.42	2.60	5.30	2.65
	-5.0	-7.2	6.80	2.48	6.58	2.55	6.36	2.63	6.14	2.70	6.00	2.74
	0.0	-2.2	7.78	2.68	7.53	2.76	7.28	2.84	7.02	2.92	6.87	2.97
	5.0	2.8	8.81	2.68	8.53	2.76	8.24	2.84	7.96	2.92	7.78	2.97
	8.3	6.1	9.40	2.70	9.10	2.78	8.79	2.86	8.48	2.94	8.30	2.99
	10.0	8.3	9.75	2.68	9.44	2.76	9.12	2.84	8.80	2.92	8.61	2.97
	15.0	10.0	10.22	2.60	9.89	2.67	9.56	2.75	9.23	2.82	9.02	2.87
	20.0	15.0	9.37	1.98	9.08	2.04	8.77	2.10	8.46	2.15	8.28	2.19
	23.9	18.3	9.51	1.77	9.21	1.82	8.90	1.87	8.59	1.93	8.40	1.96

TC : Total Capacity (kW) IP : Input Power (kW)

● Indoor unit : 7,000Btu + 9,000Btu + 9,000Btu

			Indoor temperature									
			60°FDB		65°FDB		70°FDB		75°FDB		78°FDB	
Outdoor temperature	(°FDB)	(°FWB)	TC	IP	TC	IP	TC	IP	TC	IP	TC	IP
	5	3	17.59	2.33	17.03	2.40	16.46	2.47	15.88	2.54	15.53	2.58
	14	12	20.47	2.45	19.82	2.52	19.15	2.59	18.48	2.67	18.07	2.71
	23	19	23.19	2.54	22.45	2.61	21.70	2.69	20.94	2.76	20.47	2.81
	32	28	26.54	2.71	25.71	2.79	24.84	2.87	23.97	2.95	23.44	3.00
	41	37	30.06	2.71	29.11	2.79	28.13	2.87	27.14	2.95	26.55	3.00
	47	43	32.06	2.77	31.05	2.85	30.00	2.93	28.95	3.00	28.31	3.00
	50	47	33.26	2.71	32.21	2.79	31.12	2.87	30.03	2.95	29.37	3.00
	59	50	34.86	2.67	33.76	2.75	32.62	2.83	31.48	2.91	30.78	2.96
	68	59	31.98	2.03	30.97	2.09	29.92	2.15	28.88	2.21	28.24	2.24
	75	65	32.09	1.77	31.08	1.82	30.03	1.87	28.98	1.92	28.34	1.96

TC : Total Capacity (kBtu/h) IP : Input Power (kW)

			Indoor temperature									
			15.6°CDB		18.3°CDB		21.1°CDB		23.9°CDB		25.6°CDB	
Outdoor temperature	(°CDB)	(°CWB)	TC	IP	TC	IP	TC	IP	TC	IP	TC	IP
	-15.0	-16.1	5.16	2.33	4.99	2.40	4.82	2.47	4.65	2.54	4.55	2.58
	-10.0	-11.1	6.00	2.45	5.81	2.52	5.61	2.59	5.42	2.67	5.30	2.71
	-5.0	-7.2	6.80	2.54	6.58	2.61	6.36	2.69	6.14	2.76	6.00	2.81
	0.0	-2.2	7.78	2.71	7.53	2.79	7.28	2.87	7.02	2.95	6.87	3.00
	5.0	2.8	8.81	2.71	8.53	2.79	8.24	2.87	7.96	2.95	7.78	3.00
	8.3	6.1	9.40	2.77	9.10	2.85	8.79	2.93	8.48	3.00	8.30	3.00
	10.0	8.3	9.75	2.71	9.44	2.79	9.12	2.87	8.80	2.95	8.61	3.00
	15.0	10.0	10.22	2.67	9.89	2.75	9.56	2.83	9.23	2.91	9.02	2.96
	20.0	15.0	9.37	2.03	9.08	2.09	8.77	2.15	8.46	2.21	8.28	2.24
	23.9	18.3	9.41	1.77	9.11	1.82	8.80	1.87	8.49	1.92	8.31	1.96

TC : Total Capacity (kW) IP : Input Power (kW)

OUTDOOR UNIT
AOU24RLXFZ

● Indoor unit : 9,000Btu + 9,000Btu + 9,000Btu

			Indoor temperature									
			60°FDB		65°FDB		70°FDB		75°FDB		78°FDB	
	(°FDB)	(°FWB)	TC	IP	TC	IP	TC	IP	TC	IP	TC	IP
Outdoor temperature	5	3	17.59	2.33	17.03	2.40	16.46	2.47	15.88	2.54	15.53	2.58
	14	12	20.47	2.45	19.82	2.52	19.15	2.59	18.48	2.67	18.07	2.71
	23	19	23.19	2.54	22.45	2.61	21.70	2.69	20.94	2.76	20.47	2.81
	32	28	26.54	2.71	25.71	2.79	24.84	2.87	23.97	2.95	23.44	3.00
	41	37	30.06	2.71	29.11	2.79	28.13	2.87	27.14	2.95	26.55	3.00
	47	43	32.06	2.77	31.05	2.85	30.00	2.93	28.95	3.00	28.31	3.00
	50	47	33.26	2.71	32.21	2.79	31.12	2.87	30.03	2.95	29.37	3.00
	59	50	34.86	2.67	33.76	2.75	32.62	2.83	31.48	2.91	30.78	2.96
	68	59	31.98	2.03	30.97	2.09	29.92	2.15	28.88	2.21	28.24	2.24
	75	65	32.09	1.78	31.07	1.83	30.02	1.88	28.97	1.93	28.33	1.96

TC : Total Capacity (kBtu/h) IP : Input Power (kW)

			Indoor temperature									
			15.6°CDB		18.3°CDB		21.1°CDB		23.9°CDB		25.6°CDB	
	(°CDB)	(°CWB)	TC	IP	TC	IP	TC	IP	TC	IP	TC	IP
Outdoor temperature	-15.0	-16.1	5.16	2.33	4.99	2.40	4.82	2.47	4.65	2.54	4.55	2.58
	-10.0	-11.1	6.00	2.45	5.81	2.52	5.61	2.59	5.42	2.67	5.30	2.71
	-5.0	-7.2	6.80	2.54	6.58	2.61	6.36	2.69	6.14	2.76	6.00	2.81
	0.0	-2.2	7.78	2.71	7.53	2.79	7.28	2.87	7.02	2.95	6.87	3.00
	5.0	2.8	8.81	2.71	8.53	2.79	8.24	2.87	7.96	2.95	7.78	3.00
	8.3	6.1	9.40	2.77	9.10	2.85	8.79	2.93	8.48	3.00	8.30	3.00
	10.0	8.3	9.75	2.71	9.44	2.79	9.12	2.87	8.80	2.95	8.61	3.00
	15.0	10.0	10.22	2.67	9.89	2.75	9.56	2.83	9.23	2.91	9.02	2.96
	20.0	15.0	9.37	2.03	9.08	2.09	8.77	2.15	8.46	2.21	8.28	2.24
	23.9	18.3	9.40	1.78	9.11	1.83	8.80	1.88	8.49	1.93	8.30	1.96

TC : Total Capacity (kW) IP : Input Power (kW)

OUTDOOR UNIT
AOU24RLXFZ

6. CAPACITY COMPENSATION RATE FOR PIPE LENGTH AND HEIGHT DEFFERENCE

■ INDOOR UNIT: 7,000Btu (AOU24RLXFZ)

COOLING				Pipe length					
				5m	7.5m	10m	15m	20m	25m
				16ft.	25ft.	33ft.	49ft.	66ft.	82ft.
Height difference H	∗1 Indoor unit is higher than outdoor unit.	15m	49ft.	-	-	-	0.956	0.942	0.928
		10m	33ft.	-	-	0.977	0.963	0.950	0.936
		7.5m	25ft.	-	0.988	0.981	0.967	0.953	0.940
		5m	16ft.	0.995	0.992	0.985	0.971	0.957	0.943
		0m	0ft.	1.003	1.000	0.993	0.979	0.965	0.951
	∗2 Indoor unit is lower than outdoor unit	-5m	-16ft.	1.003	1.000	0.993	0.979	0.965	0.951
		-7.5m	-25ft.	-	1.000	0.993	0.979	0.965	0.951
		-10m	-33ft.	-	-	0.993	0.979	0.965	0.951
		-15m	-49ft.	-	-	-	0.979	0.965	0.951

HEATING				Pipe length					
				5m	7.5m	10m	15m	20m	25m
				16ft.	25ft.	33ft.	49ft.	66ft.	82ft.
Height difference H	∗1 Indoor unit is higher than outdoor unit.	15m	49ft.	-	-	-	0.977	0.958	0.939
		10m	33ft.	-	-	0.993	0.977	0.958	0.939
		7.5m	25ft.	-	1.000	0.993	0.977	0.958	0.939
		5m	16ft.	0.990	1.000	0.993	0.977	0.958	0.939
		0m	0ft.	0.990	1.000	0.993	0.977	0.958	0.939
	∗2 Indoor unit is lower than outdoor unit	-5m	-16ft.	0.985	0.995	0.988	0.972	0.953	0.934
		-7.5m	-25ft.	-	0.993	0.986	0.970	0.951	0.932
		-10m	-33ft.	-	-	0.983	0.967	0.948	0.930
		-15m	-49ft.	-	-	-	0.962	0.944	0.925

Height difference H

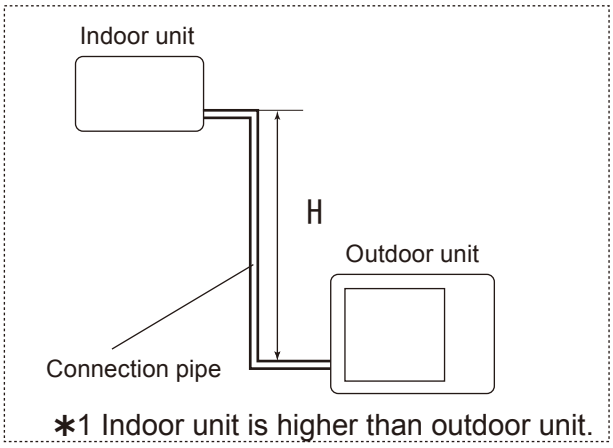

∗1 Indoor unit is higher than outdoor unit.

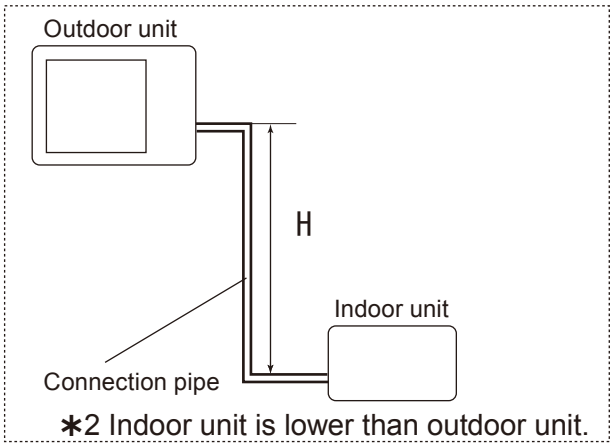

∗2 Indoor unit is lower than outdoor unit.

OUTDOOR UNIT
AOU24RLXFZ

■ INDOOR UNIT: 9,000Btu (AOU24RLXFZ)

COOLING				Pipe length					
				5m	7.5m	10m	15m	20m	25m
				16ft.	25ft.	33ft.	49ft.	66ft.	82ft.
Height difference H	∗1 Indoor unit is higher than outdoor unit.	15m	49ft.	-	-	-	0.956	0.942	0.928
		10m	33ft.	-	-	0.977	0.963	0.950	0.936
		7.5m	25ft.	-	0.988	0.981	0.967	0.953	0.940
		5m	16ft.	0.999	0.992	0.985	0.971	0.957	0.943
		0m	0ft.	1.007	1.000	0.993	0.979	0.965	0.951
	∗2 Indoor unit is lower than outdoor unit	-5m	-16ft.	1.007	1.000	0.993	0.979	0.965	0.951
		-7.5m	-25ft.	-	1.000	0.993	0.979	0.965	0.951
		-10m	-33ft.	-	-	0.993	0.979	0.965	0.951
		-15m	-49ft.	-	-	-	0.979	0.965	0.951

HEATING				Pipe length					
				5m	7.5m	10m	15m	20m	25m
				16ft.	25ft.	33ft.	49ft.	66ft.	82ft.
Height difference H	∗1 Indoor unit is higher than outdoor unit.	15m	49ft.	-	-	-	0.977	0.958	0.939
		10m	33ft.	-	-	0.993	0.977	0.958	0.939
		7.5m	25ft.	-	1.000	0.993	0.977	0.958	0.939
		5m	16ft.	0.993	1.000	0.993	0.977	0.958	0.939
		0m	0ft.	0.993	1.000	0.993	0.977	0.958	0.939
	∗2 Indoor unit is lower than outdoor unit	-5m	-16ft.	0.988	0.995	0.988	0.972	0.953	0.934
		-7.5m	-25ft.	-	0.993	0.986	0.970	0.951	0.932
		-10m	-33ft.	-	-	0.983	0.967	0.948	0.930
		-15m	-49ft.	-	-	-	0.962	0.944	0.925

Height difference H

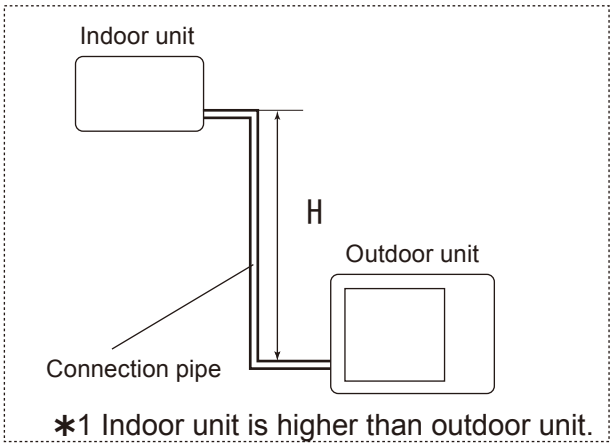

∗1 Indoor unit is higher than outdoor unit.

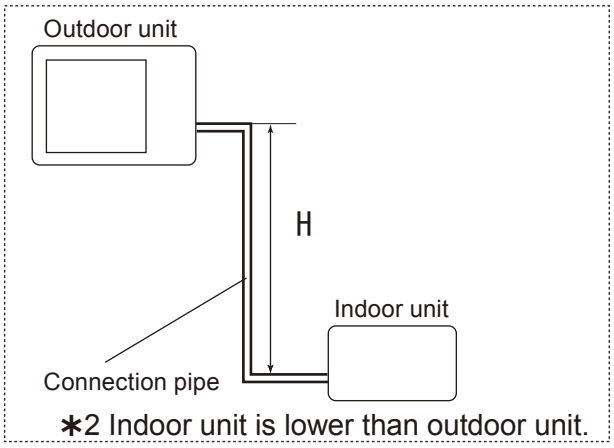

∗2 Indoor unit is lower than outdoor unit.

OUTDOOR UNIT
AOU24RLXFZ

■ INDOOR UNIT: 12,000Btu (AOU24RLXFZ)

COOLING				Pipe length					
				5m	7.5m	10m	15m	20m	25m
				16ft.	25ft.	33ft.	49ft.	66ft.	82ft.
Height difference H	∗1 Indoor unit is higher than outdoor unit.	15m	49ft.	-	-	-	0.933	0.899	0.859
		10m	33ft.	-	-	0.970	0.940	0.906	0.866
		7.5m	25ft.	-	0.988	0.974	0.944	0.910	0.869
		5m	16ft.	1.006	0.992	0.978	0.948	0.913	0.873
		0m	0ft.	1.014	1.000	0.986	0.956	0.921	0.880
	∗2 Indoor unit is lower than outdoor unit	-5m	-16ft.	1.014	1.000	0.986	0.956	0.921	0.880
		-7.5m	-25ft.	-	1.000	0.986	0.956	0.921	0.880
		-10m	-33ft.	-	-	0.986	0.956	0.921	0.880
		-15m	-49ft.	-	-	-	0.956	0.921	0.880

HEATING				Pipe length					
				5m	7.5m	10m	15m	20m	25m
				16ft.	25ft.	33ft.	49ft.	66ft.	82ft.
Height difference H	∗1 Indoor unit is higher than outdoor unit.	15m	49ft.	-	-	-	0.975	0.957	0.940
		10m	33ft.	-	-	0.990	0.975	0.957	0.940
		7.5m	25ft.	-	1.000	0.990	0.975	0.957	0.940
		5m	16ft.	0.995	1.000	0.990	0.975	0.957	0.940
		0m	0ft.	0.995	1.000	0.990	0.975	0.957	0.940
	∗2 Indoor unit is lower than outdoor unit	-5m	-16ft.	0.990	0.995	0.985	0.970	0.952	0.936
		-7.5m	-25ft.	-	0.993	0.983	0.968	0.950	0.934
		-10m	-33ft.	-	-	0.980	0.965	0.947	0.931
		-15m	-49ft.	-	-	-	0.960	0.943	0.926

Height difference H

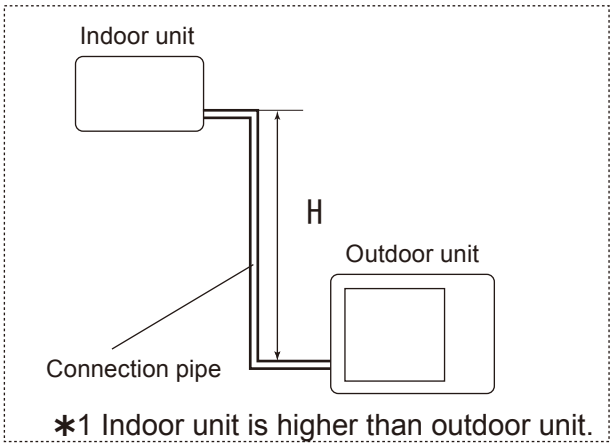

∗1 Indoor unit is higher than outdoor unit.

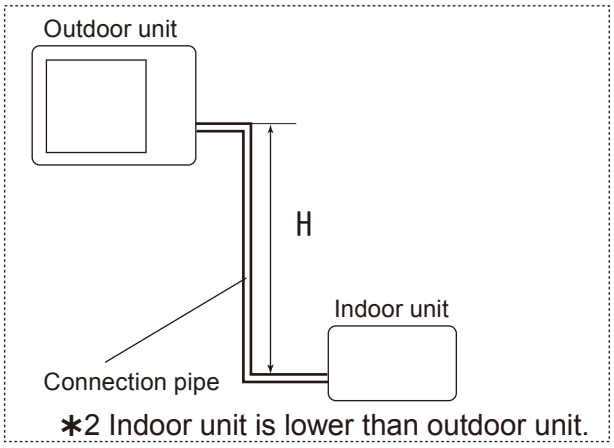

∗2 Indoor unit is lower than outdoor unit.

OUTDOOR UNIT
AOU24RLXFZ

■ INDOOR UNIT: 14,000Btu (AOU24RLXFZ)

COOLING				Pipe length					
				5m	7.5m	10m	15m	20m	25m
				16ft.	25ft.	33ft.	49ft.	66ft.	82ft.
Height difference H	∗1 Indoor unit is higher than outdoor unit.	15m	49ft.	-	-	-	0.969	0.962	0.953
		10m	33ft.	-	-	0.982	0.977	0.970	0.961
		7.5m	25ft.	-	0.988	0.986	0.981	0.973	0.965
		5m	16ft.	0.994	0.992	0.990	0.985	0.977	0.968
		0m	0ft.	1.002	1.000	0.998	0.993	0.985	0.976
	∗2 Indoor unit is lower than outdoor unit	-5m	-16ft.	1.002	1.000	0.998	0.993	0.985	0.976
		-7.5m	-25ft.	-	1.000	0.998	0.993	0.985	0.976
		-10m	-33ft.	-	-	0.998	0.993	0.985	0.976
		-15m	-49ft.	-	-	-	0.993	0.985	0.976

HEATING				Pipe length					
				5m	7.5m	10m	15m	20m	25m
				16ft.	25ft.	33ft.	49ft.	66ft.	82ft.
Height difference H	∗1 Indoor unit is higher than outdoor unit.	15m	49ft.	-	-	-	0.967	0.943	0.917
		10m	33ft.	-	-	0.990	0.967	0.943	0.917
		7.5m	25ft.	-	1.000	0.990	0.967	0.943	0.917
		5m	16ft.	1.010	1.000	0.990	0.967	0.943	0.917
		0m	0ft.	1.010	1.000	0.990	0.967	0.943	0.917
	∗2 Indoor unit is lower than outdoor unit	-5m	-16ft.	1.005	0.995	0.985	0.962	0.938	0.912
		-7.5m	-25ft.	-	0.993	0.983	0.960	0.936	0.911
		-10m	-33ft.	-	-	0.980	0.957	0.934	0.908
		-15m	-49ft.	-	-	-	0.952	0.929	0.903

Height difference H

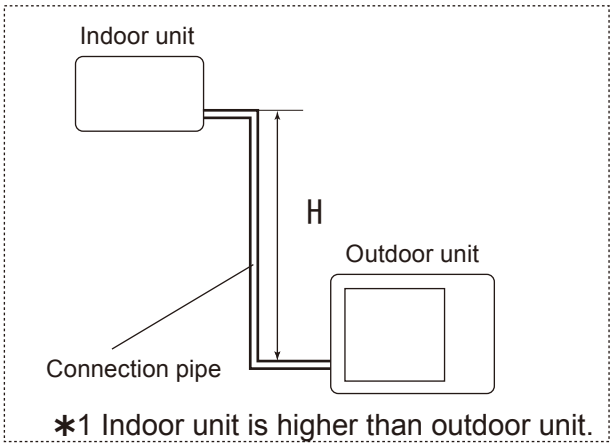

∗1 Indoor unit is higher than outdoor unit.

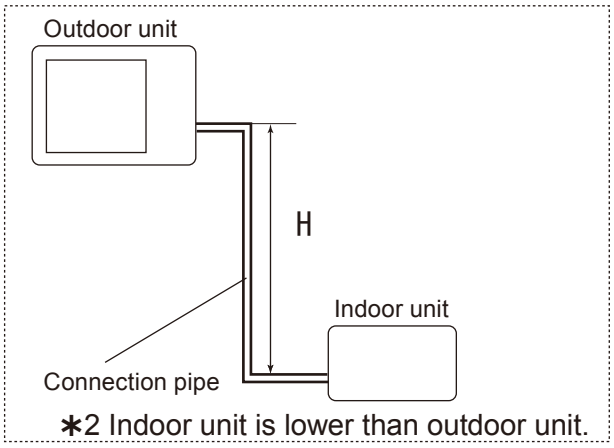

∗2 Indoor unit is lower than outdoor unit.

OUTDOOR UNIT
AOU24RLXFZ

■ INDOOR UNIT: 18,000Btu (AOU24RLXFZ)

COOLING				Pipe length					
				5m	7.5m	10m	15m	20m	25m
				16ft.	25ft.	33ft.	49ft.	66ft.	82ft.
Height difference H	∗1 Indoor unit is higher than outdoor unit.	15m	49ft.	-	-	-	0.977	0.968	0.953
		10m	33ft.	-	-	0.986	0.985	0.976	0.960
		7.5m	25ft.	-	0.988	0.990	0.989	0.980	0.964
		5m	16ft.	0.989	0.992	0.994	0.993	0.984	0.968
		0m	0ft.	0.997	1.000	1.002	1.002	0.992	0.976
	∗2 Indoor unit is lower than outdoor unit	-5m	-16ft.	0.997	1.000	1.002	1.002	0.992	0.976
		-7.5m	-25ft.	-	1.000	1.002	1.002	0.992	0.976
		-10m	-33ft.	-	-	1.002	1.002	0.992	0.976
		-15m	-49ft.	-	-	-	1.002	0.992	0.976

HEATING				Pipe length					
				5m	7.5m	10m	15m	20m	25m
				16ft.	25ft.	33ft.	49ft.	66ft.	82ft.
Height difference H	∗1 Indoor unit is higher than outdoor unit.	15m	49ft.	-	-	-	0.964	0.939	0.913
		10m	33ft.	-	-	0.988	0.964	0.939	0.913
		7.5m	25ft.	-	1.000	0.988	0.964	0.939	0.913
		5m	16ft.	1.008	1.000	0.988	0.964	0.939	0.913
		0m	0ft.	1.008	1.000	0.988	0.964	0.939	0.913
	∗2 Indoor unit is lower than outdoor unit	-5m	-16ft.	1.003	0.995	0.983	0.959	0.934	0.908
		-7.5m	-25ft.	-	0.993	0.981	0.957	0.932	0.907
		-10m	-33ft.	-	-	0.978	0.954	0.930	0.904
		-15m	-49ft.	-	-	-	0.950	0.925	0.899

Height difference H

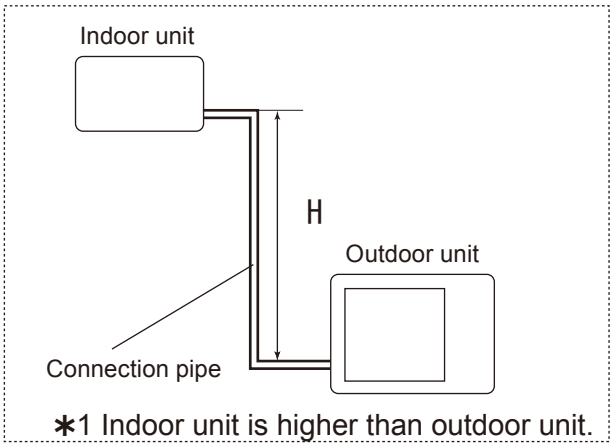

∗1 Indoor unit is higher than outdoor unit.

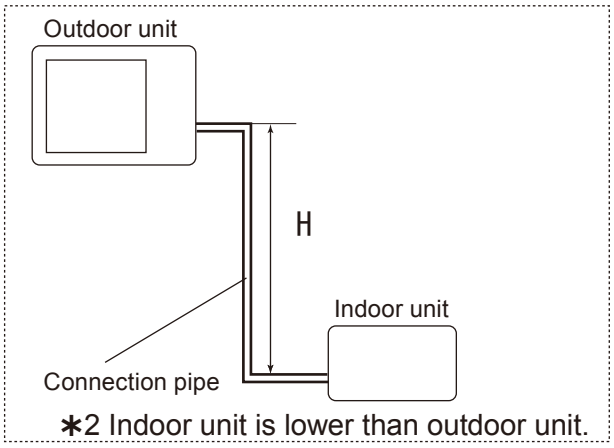

∗2 Indoor unit is lower than outdoor unit.

OUTDOOR UNIT
AOU24RLXFZ

7. ADDITIONAL CHARGE CALCULATION

■ MODEL: AOU24RLXFZ

Refrigerant type		R410A
Refrigerant amount	lbs. oz.	4 lbs. 14 oz.
	g	2,200

● Refrigerant charge

Total pipe length	ft.	98 or less	131	164 (MAX)	0.21 oz./ft. 20g/m
	m	30 or less	40	50 (MAX)	
Additional charge	lbs. oz.	0	7.1 oz.	14.1 oz.	
	g	0	200	400	

OUTDOOR UNIT
AOU24RLXFZ

8. AIR FLOW

■ MODEL: AOU24RLXFZ

● Cooling

Air flow	
m^3/h	3,300
l/s	917
CFM	1,942

● Heating

Air flow	
m^3/h	3,300
l/s	917
CFM	1,942

OUTDOOR UNIT
AOU24RLXFZ

9. OPERATION NOISE

9-1. NOISE LEVEL CURVE

■ MODEL: AOU24RLXFZ

● **Cooling**

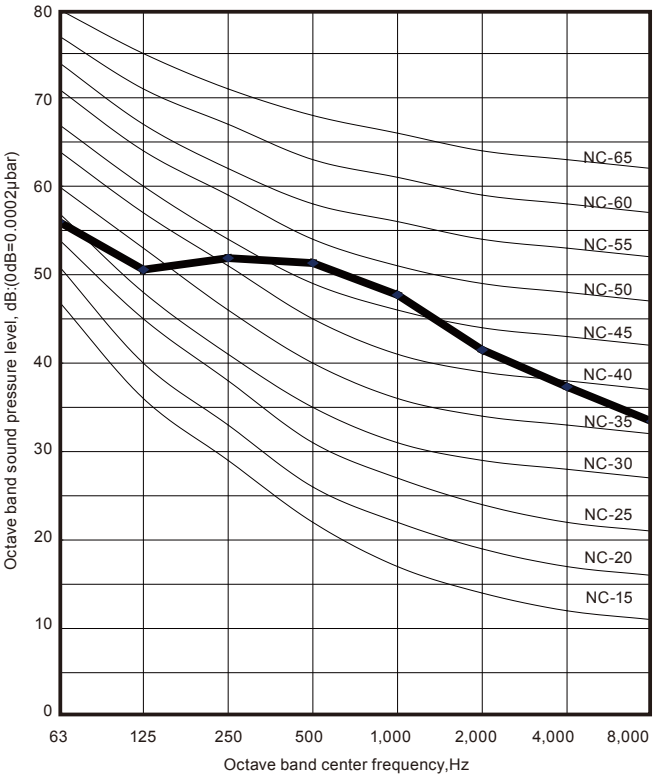

● **Heating**

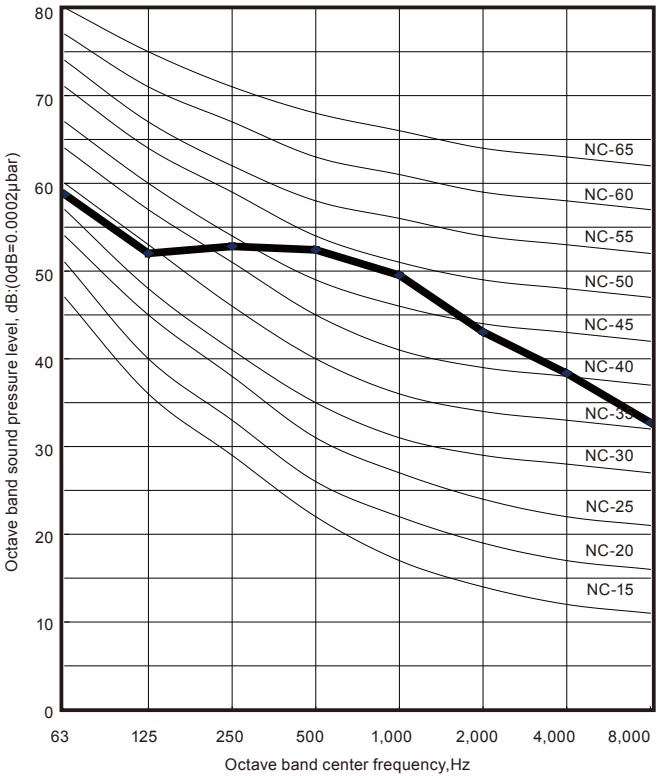

OUTDOOR UNIT
AOU24RLXFZ

9-2. SOUND LEVEL CHECK POINT

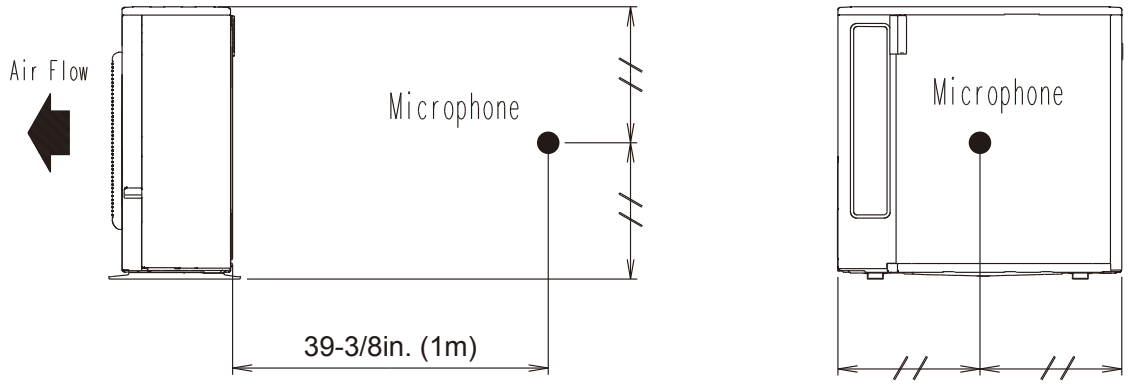

OUTDOOR UNIT
AOU24RLXFZ

10. ELECTRIC CHARACTERISTICS

Model name			AOU24RLXFZ
Power supply	Voltage	V	208 / 230 ~
	Frequency	Hz	60
MCA		A	17
Starting current		A	9.0
*1) Wiring spec.	MAX. CKT. BKR	A	20
	Power cable	AWG	12

*1) Wiring spec. :
selected sample
(Selected based on Japan Electrotechnical Standard and Codes Committee E0005)

MCA: Min Circuit Amp(Calculation based on UL1995)
MAX. CKT. BKR: Maximum Circuit Breaker

OUTDOOR UNIT
AOU24RLXFZ

11. SAFETY DEVICES

	Protection form	Model	
		AOU24RLXFZ	
Circuit protection	Current fuse (MAIN PCB)	250V 3.15A	
		250V 5A	
	Current fuse (NEAR THE TERMINAL)	250V 10A	
Fan motor protection	Temperature Thermistor	OFF: 302 ± 27°F ON: 248 ± 27 °F	OFF: 150 ± 15 °C ON: 120 ± 15 °C
Compressor protection	Temperature Thermistor	OFF: 230 ± 4 °F ON: 176 ± 4 °F	OFF: 110 ± 2 °C ON: 80 ± 2 °C
Refrigerant circuit protection	Pressure switch (1)	OFF: 609 ± 15 PSI ON: 464 ± 22 PSI	OFF: 4.2 ± 0.1 MPa ON: 3.2 ± 0.15 MPa

*Pressure switch (2) : For control device

OUTDOOR UNIT
AOU24RLXFZ

12. INSTALLATION PRECAUTIONS

12-1. OUTDOOR UNIT INSTALLATION PRECAUTIONS

Note: The information listed below are general precautions.
Some models also include items that do not apply.

■ PLACES WHERE USE PROHIBITED

- Places where there is the danger of combustible gas leakage
- Places where sulfur gas, chlorine gas, acid, alkali, or other matter which effects equipment is generated
- Places not affected by heat radiation from other heat sources
- Places where the air is not stagnant
- Places where machinery which generates high frequencies is used
- Ocean beaches and other areas where there is a lot of salt
- Installation in vehicles, ships, and other conveyances
- Factory, etc. where voltage fluctuations are large

■ POINTS TO REMEMBER WHEN INSTALLING

(1) The set shall be installed at a place which can withstand the weight and vibration of the outdoor unit.

(2) To allow maintenance after refrigerant piping, drain piping, and electric wiring connection and installation, provide an installation service space.

*Installation service space is shown on " INSTALLATION PLACE ".

(3) Be careful when installing the set at the following places.

[Installation precautions]

	Contents	Countermeasures (Reference)
When installed near adjacent houses	Perform installation work so that operating sound does not disturb the neighbors.	(1) Install a soundproof barrier. (2) Change the installation site.
When there is the possibility of strong wind	(1) If the outdoor unit is exposed to strong wind, capacity may drop, frost may form during heating, and operation may be stopped by high pressure rise. In addition, when a very strong wind blows, the fan may be damaged. (2) When a very strong wind blows, there is the possibility of the outdoor unit being toppled over if held only by foundation bolts.	(1) Install with the outlet side Keep a sufficient distance away from a facing wall or fence. (2) Make the outlet direction and wind direction perpendicular. (3) Fasten the outdoor unit using toppling prevention hardware (procured at the site).
When snow accumulates	If the outdoor unit is covered by accumulated snow, it may not be able to operate.	(1) Make the foundation as high as possible. (2) Perform snow prevention work.
When installing the inverter type	It may generate noise in TV sets, stereos and PCs.	(1) The inverter type should be installed at a sufficient distance from these equipments.

OUTDOOR UNIT
AOU24RLXFZ

4. OUTDOOR UNIT (4 ROOMS TYPE)

MULTI TYPE :

AOU36RLXFZ1

DTR_AO207E_01
2015.02.19

CONTENTS

4. OUTDOOR UNIT (4 ROOMS TYPE)

1. SPECIFICATIONS ..... 04 - 01

2. DIMENSIONS ..... 04 - 02

3. REFRIGERANT CIRCUIT ..... 04 - 04

4. WIRING DIAGRAMS ..... 04 - 05

5. CAPACITY TABLE ..... 04 - 06
   - 5-1. COMBINATIONS ..... 04 - 06
   - 5-2. COOLING CAPACITY ..... 04 - 08
   - 5-3. HEATING CAPACITY ..... 04 - 27

6. CAPACITY COMPENSATION RATE FOR PIPE LENGTH AND HEIGHT DEFFERENCE ..... 04 - 46

7. ADDITIONAL CHARGE CALCULATION ..... 04 - 52

8. AIR FLOW ..... 04 - 53

9. OPERATION NOISE ..... 04 - 54
   - 9-1. NOISE LEVEL CURVE ..... 04 - 54
   - 9-2. SOUND LEVEL CHECK POINT ..... 04 - 55

10. ELECTRIC CHARACTERISTICS ..... 04 - 56

11. SAFETY DEVICES ..... 04 - 57

12. OPTIONAL PARTS ..... 04 - 58

13. INSTALLATION PRECAUTIONS ..... 04 - 60
   - 13-1. OUTDOOR UNIT INSTALLATION PRECAUTIONS ..... 04 - 60

OUTDOOR UNIT AOU36RLXFZ1

1. SPECIFICATIONS

Model name				AOU36RLXFZ1		
Power source				1Ø 208/230V 60Hz		
Available voltage range				187-264V		
Connectable indoor unit			Number	2* to 4		
			Total capacity range	27,000 to 39,000 Btu/h		
Combination of indoor unit				Non-Duct ASU9RLF1 x 4	Duct ARU9RLF x 4	Mix
Capacity	Cooling	Rated	Btu/h	35,200	35,200	35,200
			kW	10.30	10.30	10.30
		Min. - Max.	Btu/h	11,000 - 38,000	11,000 - 38,000	11,000 - 38,000
			kW	3.2 - 11.1	3.2 - 11.1	3.2 - 11.1
	Heating	Rated	Btu/h	36,400	36,400	36,400
			kW	10.68	10.68	10.68
		Min. - Max.	Btu/h	11,000 - 42,000	11,000 - 42,000	11,000 - 42,000
			kW	3.2 - 12.3	3.2 - 12.3	3.2 - 12.3
Input power	Cooling	Rated	kW	3.52	3.92	3.71
		Max.		4.10	4.38	4.24
	Heating	Rated		3.00	3.22	3.11
		Max.		3.70	3.85	3.78
Current	Cooling	Rated	A	15.4	17.1	15.9
	Heating			13.1	15.1	14.1
EER	Cooling	Rated	Btu/W	10.0	9.0	9.5
SEER *1	Cooling		-	18.0	16.0	17.0
COP	Heating	Rated	W/W	3.56	3.32	3.44
HSPF *1	Heating		-	9.4	8.7	9.1
Starting current			A	17.1		
Maximum operating current *2			A	20.3		
Fan	Type × Q'ty			Propeller × 1		
	AirFlow rate	Cooling	CFM (m^3/h)	2,119 (3,600)		
		Heating		2,237 (3,800)		
	Motor	Type × Quantity		DC motor × 1		
		Output	W	100		
Sound pressure level	Cooling	Rated	dB (A)	53		
	Heating			55		
Heat exchanger	Dimension	(H x W x D)	in. (mm)	31-13/32 × 35-7/16 × 1-7/16 (798 × 900 × 36.38)		
	Fin pitch		FPI	20		
	Rows × Stages			2 × 38		
	Pipe type (Material)			Grooved H-pin (Copper)		
	Fin	Type (Material)		Corrugate (Aluminum)		
		Surface treatment		Corrosion resistance (Blue Fin)		
Compressor	Type × Quantity			DC TWIN ROTARY × 1		
	Motor output		W	2,100		
Refrigerant	Type			R410A		
	Charge		lbs. (g)	7lbs. 1oz. (3,200)		
Refrigerant oil	Type			RB68		
Enclosure	Material			Painted galvanized steel		
	Color			BEIGE (Approximate color of MUNSELL 10YR 7.5/1.0NN)		
Dimensions	Net	(H x W x D)	in. (mm)	32-11/16 × 35-7/16 × 13 (830 × 900 × 330)		
	Gross			38-3/16 × 41-5/16 × 17-1/2 (970 × 1,050 × 445)		
Weight	Net		lbs. (kg)	149 (68)		
	Gross			165 (75)		
Connection pipe	Size	Liquid	in. (mm)	Ø1/4 (Ø6.35) x 4		
		Gas		Ø3/8 (Ø9.52) x 3 + Ø1/2 (Ø12.70) x 1		
	Method			Flare		
	Pre-charge length (Total)		ft. (m)	164 (50)**		
	Max. length (Total)			230 (70)		
	Max. length (Each)			82 (25)		
	Min. length (Total)			66 (20)		
	Min. length (Each)			16 (5)		
	Max. height difference between Outdoor Unit and each Indoor Units.			49 (15)		
	Max. height difference between Indoor Units.			33 (10)		
Operation range	Cooling		°F (°C)	14 to 115 (-10 to 46)		
	Heating			5 to 75 (-15 to 24)		

Note:
1. Specifications are based on the following conditions.
   Power source of specifications : 230V
   Pipe length : 24.6ft. (7.5m), Height difference : 0 ft. (0m) [Outdoor unit - Indoor unit]
   Cooling: Indoor temperature of 80°F (26.7°C) DB / 67°F (19.4°C) WB, and outdoor temperature of 95°F (35°C) DB / 75°F (23.9°C) WB.
   Heating: Indoor temperature of 70°F (21.1°C) DB / 60°F (15.6°C) WB, and outdoor temperature of 47°F (8.3°C) DB / 43°F (6.1°C) WB.
   *1: Test conditions are besed on AHRI 210 / 240.
   *2: The maximum current is the maximum value when the operated within the operation range.
2. *, ** If AOU36RLXFZ1 is paired with two 18,000 Btu indoor units, you have to purchase optional parts K9FZ1818 kit.
   In this case, pre-charge length is 66ft. (20m).
3. For other combination, refer to the combination table.
4. The protective function might work when using it outside the operation range.

OUTDOOR UNIT
AOU36RLXFZ1

2. DIMENSIONS

■ MODEL: AOU36RLXFZ1

Unit: in. (mm)

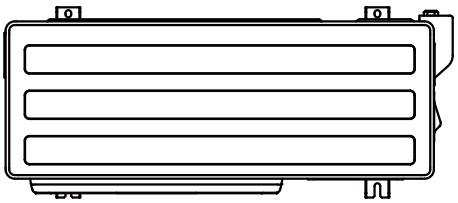

Top view

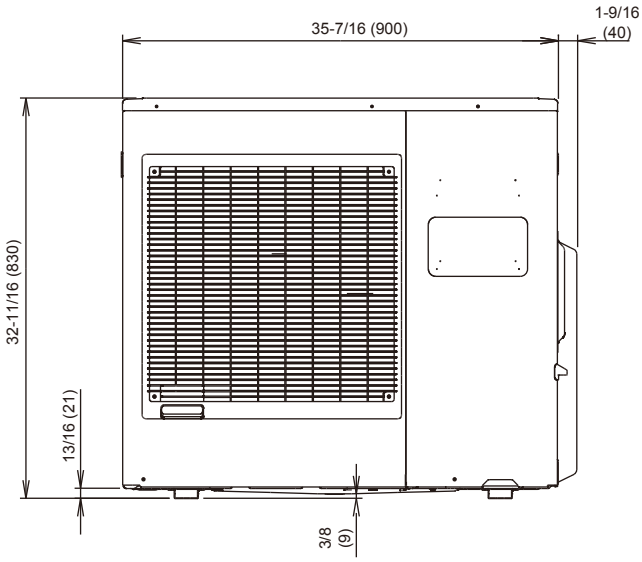

Front view

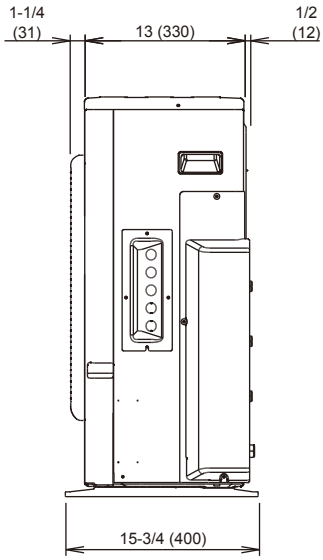

Side view

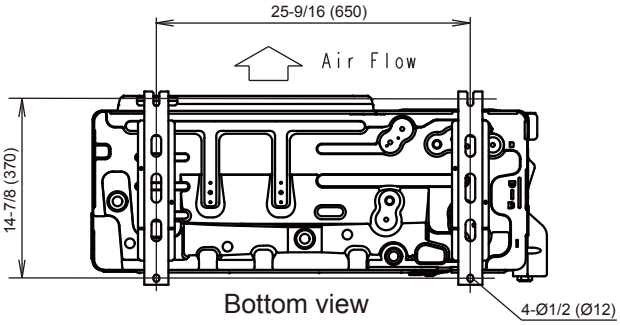

Bottom view

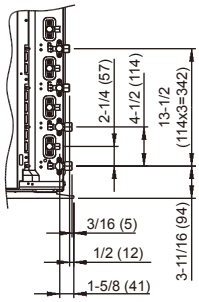

OUTDOOR UNIT
AOU36RLXFZ1

■ INSTALLATION PLACE

Unit: in. (mm)

When there are obstacles at the back or front sides.

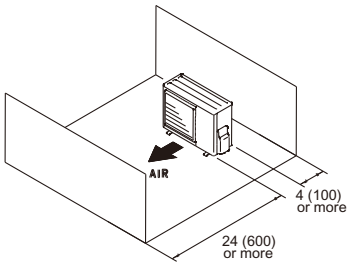

When there are obstacles at the back, side(s), and top.

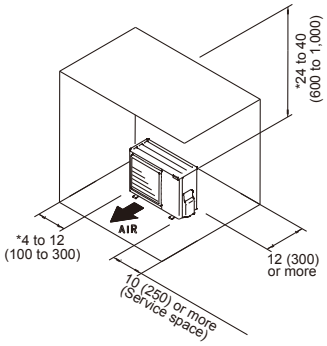

When there are obstacles at the back, side with the installation of more than one unit.

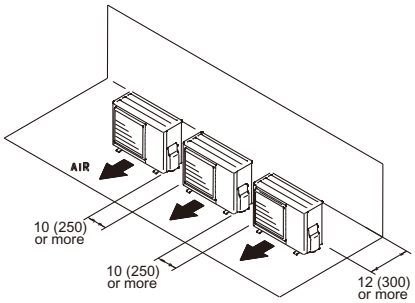

* If the space is larger that is stated, the condition will be the same as that are no obstacles.

•Height above the floor level should be 2 in. (50 mm) or more.

•To obtain better operation efficiency, when the outdoor unit is installed, be sure to open the front and left side.

⚠ CAUTION

•When the outdoor temperature is 32 °F(0 °C) or less, do not use the accessory drain pipe and drain cap. If the drain pipe and drain cap are used, the drain water in the pipe may freeze in extremely cold weather. (Reverse cycle model only)

•In areas with heavy snowfall, if the intake and outlet of outdoor unit is blocked with snow, it might become difficult to get warm and it is likely to cause breakdown. Please construct a canopy and a pedestal or place the unit on a high stand (local configured).

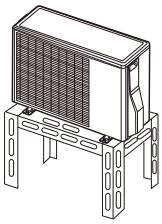

OUTDOOR UNIT
AOU36RLXFZ1

3. REFRIGERANT CIRCUIT

■ MODEL: AOU36RLXFZ1

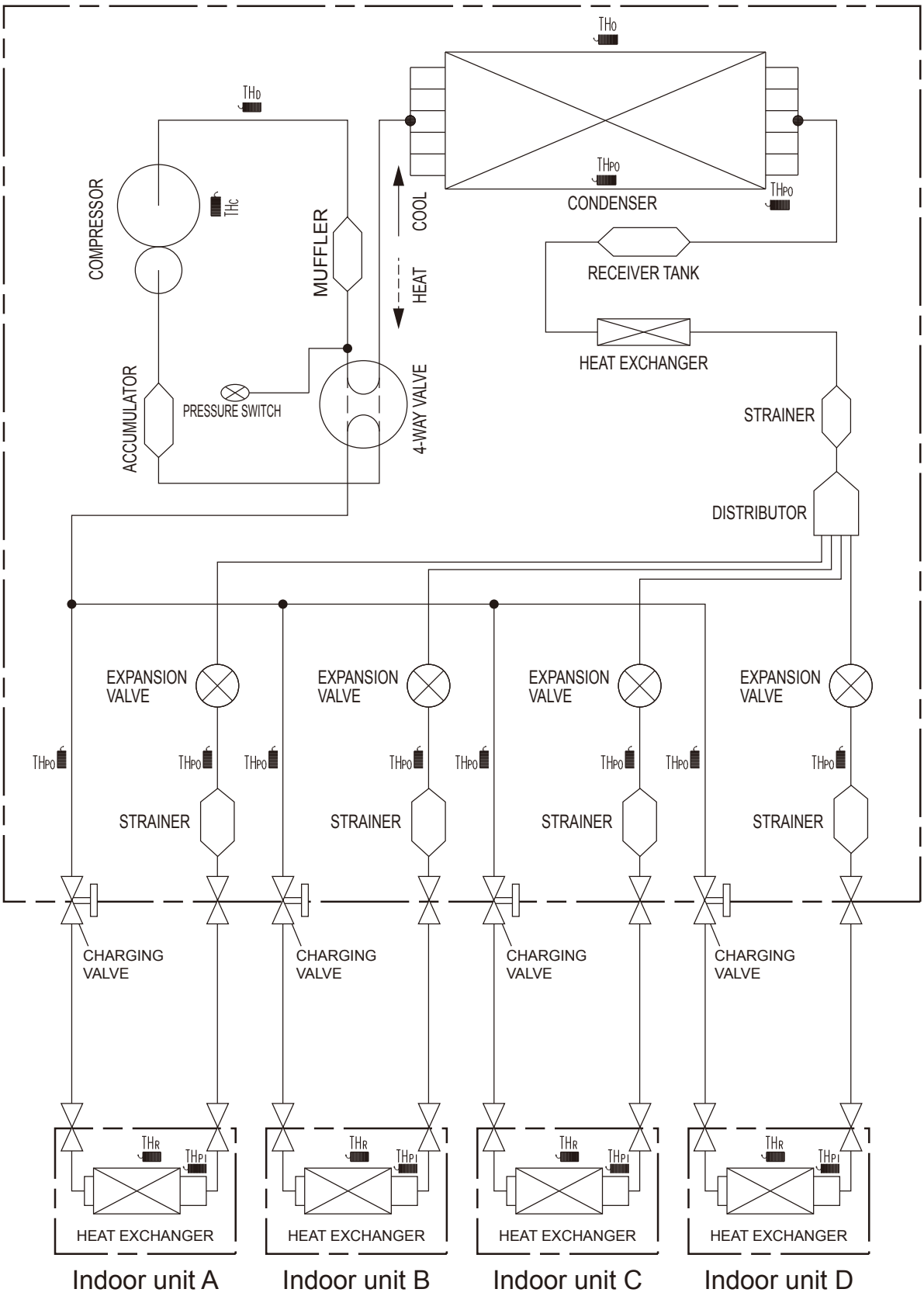

THD : THERMISTOR (DISCHARGE TEMP.)
THO : THERMISTOR (OUTDOOR TEMP.)
THPO : THERMISTOR (PIPE TEMP.)
THC : THERMISTOR (COMPRESSER TEMP.)

THR : THERMISTOR (ROOM TEMP.)
THPI : THERMISTOR (PIPE TEMP.)

OUTDOOR UNIT AOU36RLXFZ1

4. WIRING DIAGRAMS

■ MODEL: AOU36RLXFZ1

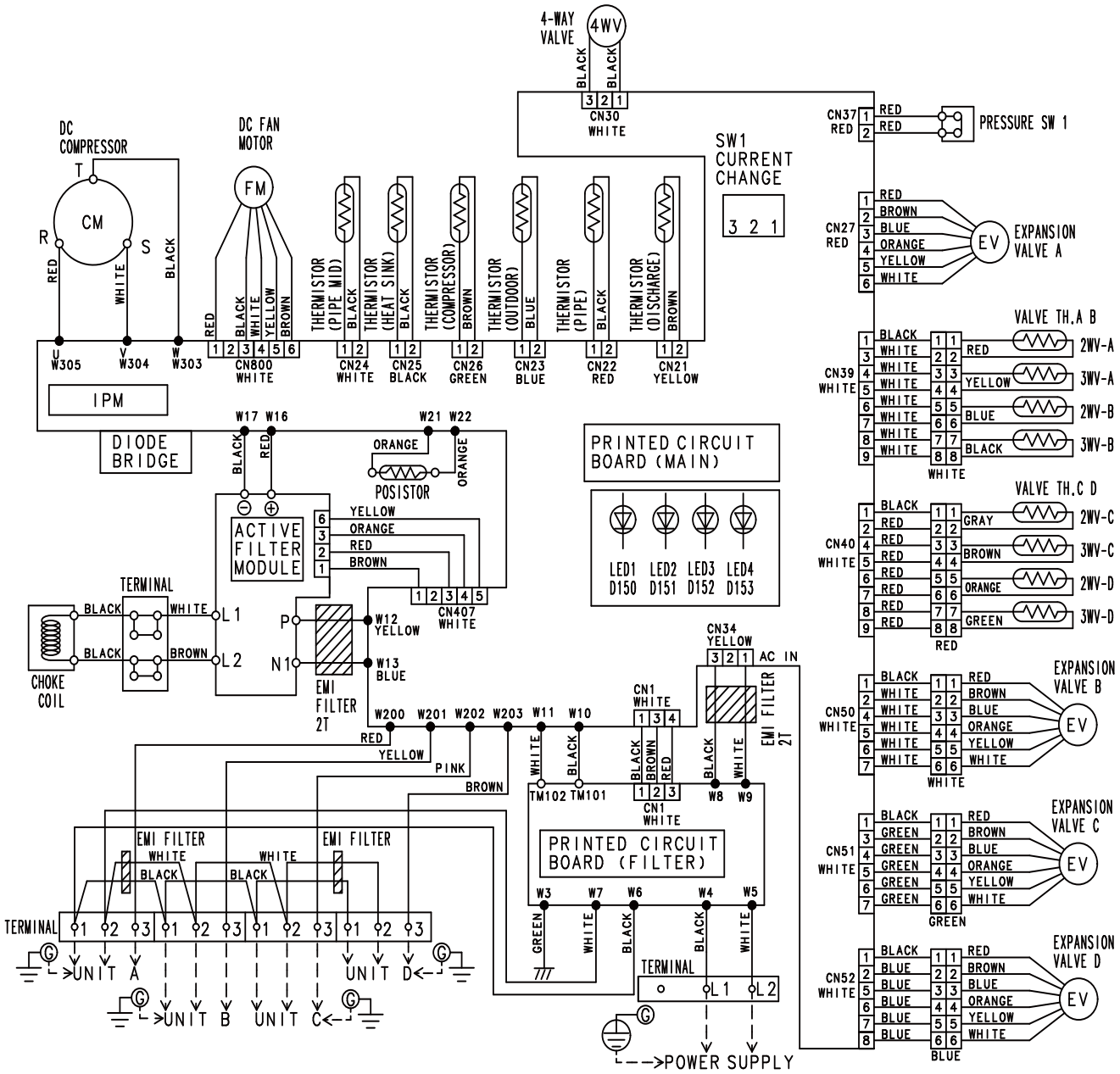

OUTDOOR UNIT AOU36RLXFZ1

5. CAPACITY TABLE

5-1. COMBINATIONS

■ MODEL: AOU36RLXFZ1

● Cooling

Combination of indoor unit					Type of indoor unit	Rated capacity for each indoor unit [kBtu/h]				Maximum capacity for each indoor unit [kBtu/h]				Total capacity [kBtu/h]			Input power [kW]		
Room 1	Room 2	Room 3	Room 4	Total		Room 1	Room 2	Room 3	Room 4	Room 1	Room 2	Room 3	Room 4	Min.	Rated	Max.	Min.	Rated	Max.
18	18	-	-	36*1	Non-ducted	16.70	16.70	-	-	18.00	18.00	-	-	11.00	33.40	36.00	0.92	3.51	4.08
18	18	-	-	36*1	Ducted	16.70	16.70	-	-	18.00	18.00	-	-	11.00	33.40	36.00	0.94	3.89	4.36
7	7	15	-	29	Non-ducted	7.00	7.00	15.00	-	8.00	8.00	16.70	-	11.00	29.00	32.70	0.98	3.02	3.70
7	7	18	-	32	Non-ducted	7.00	7.00	18.00	-	7.90	7.90	19.60	-	11.00	32.00	35.40	0.98	3.36	4.01
7	7	18	-	32	Ducted	7.00	7.00	18.00	-	7.90	7.90	19.60	-	11.00	32.00	35.40	0.98	3.72	4.28
7	7	24	-	38	Non-ducted	6.50	6.50	22.20	-	6.80	6.80	23.40	-	11.00	35.20	37.00	0.98	3.70	4.19
7	7	24	-	38	Ducted	6.50	6.50	22.20	-	6.80	6.80	23.40	-	11.00	35.20	37.00	0.98	4.10	4.48
7	9	12	-	28	Non-ducted	7.00	9.00	12.00	-	8.00	10.20	13.50	-	11.00	28.00	31.70	0.98	2.95	3.60
7	9	12	-	28	Ducted	7.00	9.00	12.00	-	8.00	10.20	13.50	-	11.00	28.00	31.70	0.98	3.27	3.85
7	9	15	-	31	Non-ducted	7.00	9.00	15.00	-	8.00	10.20	16.70	-	11.00	31.00	34.90	0.98	3.26	3.95
7	9	18	-	34	Non-ducted	6.90	8.80	17.80	-	7.50	9.80	19.10	-	11.00	33.50	36.40	0.98	3.52	4.12
7	9	18	-	34	Ducted	6.90	8.80	17.80	-	7.50	9.80	19.10	-	11.00	33.50	36.40	0.98	3.90	4.41
7	12	12	-	31	Non-ducted	7.00	12.00	12.00	-	8.00	13.50	13.50	-	11.00	31.00	35.00	0.98	3.26	3.97
7	12	12	-	31	Ducted	7.00	12.00	12.00	-	8.00	13.50	13.50	-	11.00	31.00	35.00	0.98	3.61	4.24
7	12	15	-	34	Non-ducted	6.90	11.80	14.80	-	7.40	12.60	16.00	-	11.00	33.50	36.00	0.98	3.52	4.08
7	12	18	-	37	Non-ducted	6.70	11.40	17.10	-	7.00	12.00	18.00	-	11.00	35.20	37.00	0.98	3.70	4.19
7	12	18	-	37	Ducted	6.70	11.40	17.10	-	7.00	12.00	18.00	-	11.00	35.20	37.00	0.98	4.10	4.48
9	9	9	-	27	Non-ducted	9.00	9.00	9.00	-	10.20	10.20	10.20	-	11.00	27.00	30.60	0.98	2.84	3.47
9	9	9	-	27	Ducted	9.00	9.00	9.00	-	10.20	10.20	10.20	-	11.00	27.00	30.60	0.98	3.14	3.70
9	9	12	-	30	Non-ducted	9.00	9.00	12.00	-	10.20	10.20	13.50	-	11.00	30.00	33.90	0.98	3.15	3.84
9	9	12	-	30	Ducted	9.00	9.00	12.00	-	10.20	10.20	13.50	-	11.00	30.00	33.90	0.98	3.49	4.10
9	9	15	-	33	Non-ducted	8.80	8.80	14.80	-	9.90	9.90	16.30	-	11.00	32.40	36.10	0.98	3.40	4.09
9	9	18	-	36	Non-ducted	8.80	8.80	17.60	-	9.20	9.20	18.60	-	11.00	35.20	37.00	0.98	3.70	4.19
9	9	18	-	36	Ducted	8.80	8.80	17.60	-	9.20	9.20	18.60	-	11.00	35.20	37.00	0.98	4.10	4.48
9	12	12	-	33	Non-ducted	8.80	11.80	11.80	-	9.90	13.10	13.10	-	11.00	32.40	36.10	0.98	3.40	4.09
9	12	12	-	33	Ducted	8.80	11.80	11.80	-	9.90	13.10	13.10	-	11.00	32.40	36.10	0.98	3.77	4.37
9	12	15	-	36	Non-ducted	8.90	11.70	14.60	-	9.30	12.30	15.40	-	11.00	35.20	37.00	0.98	3.70	4.19
9	12	18	-	39	Non-ducted	8.20	10.80	16.20	-	8.50	11.40	17.10	-	11.00	35.20	37.00	0.98	3.70	4.19
9	12	18	-	39	Ducted	8.20	10.80	16.20	-	8.50	11.40	17.10	-	11.00	35.20	37.00	0.98	4.10	4.48
12	12	12	-	36	Non-ducted	11.70	11.70	11.80	-	12.30	12.30	12.30	-	11.00	35.20	36.90	0.98	3.70	4.18
12	12	12	-	36	Ducted	11.70	11.70	11.80	-	12.30	12.30	12.30	-	11.00	35.20	36.90	0.98	4.10	4.47
12	12	15	-	39	Non-ducted	10.80	10.80	13.60	-	11.40	11.40	14.20	-	11.00	35.20	37.00	0.98	3.70	4.19
7	7	7	7	28	Non-ducted	7.00	7.00	7.00	7.00	8.00	8.00	8.00	8.00	11.00	28.00	32.00	1.17	2.80	3.41
7	7	7	7	28	Ducted	7.00	7.00	7.00	7.00	8.00	8.00	8.00	8.00	11.00	28.00	32.00	1.17	3.10	3.64
7	7	7	9	30	Non-ducted	7.00	7.00	7.00	9.00	8.00	8.00	8.00	10.20	11.00	30.00	34.20	1.17	3.00	3.65
7	7	7	9	30	Ducted	7.00	7.00	7.00	9.00	8.00	8.00	8.00	10.20	11.00	30.00	34.20	1.17	3.32	3.90
7	7	7	12	33	Non-ducted	6.90	6.90	6.90	11.80	7.70	7.70	7.70	13.00	11.00	32.50	36.10	1.17	3.25	3.90
7	7	7	12	33	Ducted	6.90	6.90	6.90	11.80	7.70	7.70	7.70	13.00	11.00	32.50	36.10	1.17	3.60	4.16
7	7	7	15	36	Non-ducted	6.90	6.90	6.90	14.50	7.50	7.50	7.50	15.50	11.00	35.20	38.00	1.17	3.52	4.10
7	7	7	18*2	39	Non-ducted	6.30	6.30	6.30	16.30	6.80	6.80	6.80	17.60	11.00	35.20	38.00	1.17	3.52	4.10
7	7	7	18	39	Ducted	6.30	6.30	6.30	16.30	6.80	6.80	6.80	17.60	11.00	35.20	38.00	1.17	3.90	4.38
7	7	9	9	32	Non-ducted	7.00	7.00	9.00	9.00	7.80	7.80	10.00	10.00	11.00	32.00	35.60	1.17	3.20	3.78
7	7	9	9	32	Ducted	7.00	7.00	9.00	9.00	7.80	7.80	10.00	10.00	11.00	32.00	35.60	1.17	3.55	4.03
7	7	9	12	35	Non-ducted	6.90	6.90	8.90	11.80	7.50	7.50	9.70	12.90	11.00	34.50	37.60	1.17	3.45	4.06
7	7	9	12	35	Ducted	6.90	6.90	8.90	11.80	7.50	7.50	9.70	12.90	11.00	34.50	37.60	1.17	3.82	4.33
7	7	9	15	38	Non-ducted	6.50	6.50	8.40	13.80	7.00	7.00	9.00	15.00	11.00	35.20	38.00	1.17	3.52	4.10
7	7	12	12	38	Non-ducted	6.50	6.50	11.10	11.10	7.00	7.00	12.00	12.00	11.00	35.20	38.00	1.17	3.52	4.10
7	7	12	12	38	Ducted	6.50	6.50	11.10	11.10	7.00	7.00	12.00	12.00	11.00	35.20	38.00	1.17	3.90	4.38
7	9	9	9	34	Non-ducted	6.90	8.90	8.90	8.90	7.70	9.90	9.90	9.90	11.00	33.60	37.40	1.17	3.36	4.04
7	9	9	9	34	Ducted	6.90	8.90	8.90	8.90	7.70	9.90	9.90	9.90	11.00	33.60	37.40	1.17	3.72	4.31
7	9	9	12	37	Non-ducted	6.70	8.60	8.60	11.30	7.20	9.20	9.20	12.40	11.00	35.20	38.00	1.17	3.52	4.10
7	9	9	12	37	Ducted	6.70	8.60	8.60	11.30	7.20	9.20	9.20	12.40	11.00	35.20	38.00	1.17	3.90	4.38
9	9	9	9	36	Non-ducted	8.80	8.80	8.80	8.80	9.50	9.50	9.50	9.50	11.00	35.20	38.00	1.17	3.52	4.10
9	9	9	9	36	Ducted	8.80	8.80	8.80	8.80	9.50	9.50	9.50	9.50	11.00	35.20	38.00	1.17	3.90	4.38

Note:
∗1: The optional kit "K9FZ1818 " shall be necessary for the dual zone system "18 + 18".
∗2: Wall mounted type ASU18RLF can not be connected in this combination.
1. Specifications are based on the following conditions.
   Power source of specifications: 230 V
   7: 7,000 Btu/h, 9: 9,000 Btu/h, 12: 12,000 Btu/h, 15: 14,000 Btu/h, 18: 18,000 Btu/h, 24: 24,000 Btu/h
   3 or more indoor units should be connected. (Only the combinations of the "18 + 18" can be connected by using the optional kit "K9FZ1818".)
   Cooling: Indoor temperature of 80 °F(26.7 °C)DB/67 °F(19.4 °C)WB, and outdoor temperature of 95 °F(35 °C)DB/75 °F(23.9 °C)WB.
   Heating: Indoor temperature of 70 °F(21.1 °C)DB/60 °F(15.6 °C)WB, and outdoor temperature of 47 °F(8.3 °C)DB/43 °F(6.1 °C)WB.
   Pipe length: 24.6 ft.(7.5 m), Height difference: 0 ft.(0 m) [Outdoor unit - Indoor unit]
2. The total ability of connected a indoor unit is up to 39,000 Btu from 27,000 Btu.
3. Non-Ducted system combinations input are based on ASU wall mount models. The input of combinations including AUU cassette models may be a little higher.
4. Ducted system combinations capacities are based on ARU slim duct units with the exception of 7,000 Btu models are based on ASU wall mount models.

OUTDOOR UNIT AOU36RLXFZ1

● Heating

Combination of indoor unit					Type of indoor unit	Rated capacity for each indoor unit [kBtu/h]				Maximum capacity for each indoor unit [kBtu/h]				Total capacity [kBtu/h]			Input power [kW]		
Room 1	Room 2	Room 3	Room 4	Total		Room 1	Room 2	Room 3	Room 4	Room 1	Room 2	Room 3	Room 4	Min.	Rated	Max.	Min.	Rated	Max.
18	18	-	-	36*1	Non-ducted	17.30	17.30	-	-	20.00	20.00	-	-	11.00	34.60	40.00	1.02	2.99	3.70
18	18	-	-	36*1	Ducted	17.30	17.30	-	-	20.00	20.00	-	-	11.00	34.60	40.00	1.02	3.21	3.85
7	7	15	-	29	Non-ducted	7.20	7.20	15.50	-	8.80	8.80	18.50	-	11.00	29.90	36.10	0.87	2.57	3.34
7	7	18	-	32	Non-ducted	7.20	7.20	18.60	-	8.70	8.70	21.70	-	11.00	33.00	39.10	0.87	2.86	3.62
7	7	18	-	32	Ducted	7.20	7.20	18.60	-	8.70	8.70	21.70	-	11.00	33.00	39.10	0.87	3.07	3.76
7	7	24	-	38	Non-ducted	6.70	6.70	23.00	-	7.50	7.50	26.00	-	11.00	36.40	41.00	0.87	3.15	3.79
7	7	24	-	38	Ducted	6.70	6.70	23.00	-	7.50	7.50	26.00	-	11.00	36.40	41.00	0.87	3.38	3.95
7	9	12	-	28	Non-ducted	7.20	9.30	12.40	-	8.80	11.30	14.90	-	11.00	28.90	35.00	0.87	2.50	3.24
7	9	12	-	28	Ducted	7.20	9.30	12.40	-	8.80	11.30	14.90	-	11.00	28.90	35.00	0.87	2.68	3.37
7	9	15	-	31	Non-ducted	7.20	9.30	15.50	-	8.80	11.30	18.50	-	11.00	32.00	38.60	0.87	2.77	3.57
7	9	18	-	34	Non-ducted	7.10	9.10	18.40	-	8.30	10.80	21.10	-	11.00	34.60	40.20	0.87	2.99	3.72
7	9	18	-	34	Ducted	7.10	9.10	18.40	-	8.30	10.80	21.10	-	11.00	34.60	40.20	0.87	3.21	3.87
7	12	12	-	31	Non-ducted	7.20	12.40	12.40	-	8.80	14.90	14.90	-	11.00	32.00	38.60	0.87	2.77	3.57
7	12	12	-	31	Ducted	7.20	12.40	12.40	-	8.80	14.90	14.90	-	11.00	32.00	38.60	0.87	2.97	3.72
7	12	15	-	34	Non-ducted	7.10	12.20	15.30	-	8.20	13.90	17.70	-	11.00	34.60	39.80	0.87	2.99	3.68
7	12	18	-	37	Non-ducted	6.90	11.80	17.70	-	7.70	13.30	20.00	-	11.00	36.40	41.00	0.87	3.15	3.79
7	12	18	-	37	Ducted	6.90	11.80	17.70	-	7.70	13.30	20.00	-	11.00	36.40	41.00	0.87	3.38	3.95
9	9	9	-	27	Non-ducted	9.30	9.30	9.30	-	11.30	11.30	11.30	-	11.00	27.90	33.90	0.87	2.41	3.14
9	9	9	-	27	Ducted	9.30	9.30	9.30	-	11.30	11.30	11.30	-	11.00	27.90	33.90	0.87	2.59	3.26
9	9	12	-	30	Non-ducted	9.30	9.30	12.40	-	11.30	11.30	14.90	-	11.00	31.00	37.50	0.87	2.68	3.47
9	9	12	-	30	Ducted	9.30	9.30	12.40	-	11.30	11.30	14.90	-	11.00	31.00	37.50	0.87	2.88	3.61
9	9	15	-	33	Non-ducted	9.10	9.10	15.30	-	10.90	10.90	18.00	-	11.00	33.50	39.80	0.87	2.90	3.68
9	9	18	-	36	Non-ducted	9.10	9.10	18.20	-	10.20	10.20	20.60	-	11.00	36.40	41.00	0.87	3.15	3.79
9	9	18	-	36	Ducted	9.10	9.10	18.20	-	10.20	10.20	20.60	-	11.00	36.40	41.00	0.87	3.38	3.95
9	12	12	-	33	Non-ducted	9.10	12.20	12.20	-	10.90	14.50	14.50	-	11.00	33.50	39.90	0.87	2.90	3.69
9	12	12	-	33	Ducted	9.10	12.20	12.20	-	10.90	14.50	14.50	-	11.00	33.50	39.90	0.87	3.11	3.84
9	12	15	-	36	Non-ducted	9.20	12.10	15.10	-	10.30	13.60	17.00	-	11.00	36.40	40.90	0.87	3.15	3.78
9	12	18	-	39	Non-ducted	8.50	11.20	16.70	-	9.40	12.60	19.00	-	11.00	36.40	41.00	0.97	3.15	3.79
9	12	18	-	39	Ducted	8.50	11.20	16.70	-	9.40	12.60	19.00	-	11.00	36.40	41.00	0.97	3.38	3.95
12	12	12	-	36	Non-ducted	12.10	12.10	12.20	-	13.60	13.60	13.60	-	11.00	36.40	40.80	0.87	3.15	3.77
12	12	12	-	36	Ducted	12.10	12.10	12.20	-	13.60	13.60	13.60	-	11.00	36.40	40.80	0.87	3.38	3.93
12	12	15	-	39	Non-ducted	11.20	11.20	14.00	-	12.60	12.60	15.80	-	11.00	36.40	41.00	0.87	3.15	3.79
7	7	7	7	28	Non-ducted	7.20	7.20	7.20	7.20	8.80	8.80	8.80	8.80	11.00	28.80	35.20	0.87	2.37	3.07
7	7	7	7	28	Ducted	7.20	7.20	7.20	7.20	8.80	8.80	8.80	8.80	11.00	28.80	35.20	0.87	2.55	3.19
7	7	7	9	30	Non-ducted	7.20	7.20	7.20	9.30	8.80	8.80	8.80	11.30	11.00	30.90	37.70	0.87	2.55	3.29
7	7	7	9	30	Ducted	7.20	7.20	7.20	9.30	8.80	8.80	8.80	11.30	11.00	30.90	37.70	0.87	2.73	3.42
7	7	7	12	33	Non-ducted	7.10	7.10	7.10	12.20	8.50	8.50	8.50	14.40	11.00	33.50	39.90	0.87	2.76	3.52
7	7	7	12	33	Ducted	7.10	7.10	7.10	12.20	8.50	8.50	8.50	14.40	11.00	33.50	39.90	0.87	2.96	3.66
7	7	7	15	36	Non-ducted	7.10	7.10	7.10	15.00	8.30	8.30	8.30	17.10	11.00	36.30	42.00	0.87	2.99	3.70
7	7	7	18*2	39	Non-ducted	6.50	6.50	6.50	16.90	7.50	7.50	7.50	19.50	11.00	36.40	42.00	0.87	3.00	3.70
7	7	7	18	39	Ducted	6.50	6.50	6.50	16.90	7.50	7.50	7.50	19.50	11.00	36.40	42.00	0.87	3.22	3.85
7	7	9	9	32	Non-ducted	7.20	7.20	9.30	9.30	8.60	8.60	11.10	11.10	11.00	33.00	39.40	0.87	2.72	3.44
7	7	9	9	32	Ducted	7.20	7.20	9.30	9.30	8.60	8.60	11.10	11.10	11.00	33.00	39.40	0.87	2.92	3.58
7	7	9	12	35	Non-ducted	7.10	7.10	9.20	12.20	8.30	8.30	10.70	14.30	11.00	35.60	41.60	0.87	2.93	3.66
7	7	9	12	35	Ducted	7.10	7.10	9.20	12.20	8.30	8.30	10.70	14.30	11.00	35.60	41.60	0.87	3.15	3.81
7	7	9	15	38	Non-ducted	6.70	6.70	8.70	14.30	7.70	7.70	10.00	16.60	11.00	36.40	42.00	0.87	3.00	3.70
7	7	12	12	38	Non-ducted	6.70	6.70	11.50	11.50	7.70	7.70	13.30	13.30	11.00	36.40	42.00	0.87	3.00	3.70
7	7	12	12	38	Ducted	6.70	6.70	11.50	11.50	7.70	7.70	13.30	13.30	11.00	36.40	42.00	0.87	3.22	3.85
7	9	9	9	34	Non-ducted	7.10	9.20	9.20	9.20	8.50	10.90	10.90	10.90	11.00	34.70	41.20	0.87	2.86	3.63
7	9	9	9	34	Ducted	7.10	9.20	9.20	9.20	8.50	10.90	10.90	10.90	11.00	34.70	41.20	0.87	3.07	3.78
7	9	9	12	37	Non-ducted	6.90	8.90	8.90	11.70	8.00	10.20	10.20	13.60	11.00	36.40	42.00	0.87	3.00	3.70
7	9	9	12	37	Ducted	6.90	8.90	8.90	11.70	8.00	10.20	10.20	13.60	11.00	36.40	42.00	0.87	3.22	3.85
9	9	9	9	36	Non-ducted	9.10	9.10	9.10	9.10	10.50	10.50	10.50	10.50	11.00	36.40	42.00	0.87	3.00	3.70
9	9	9	9	36	Ducted	9.10	9.10	9.10	9.10	10.50	10.50	10.50	10.50	11.00	36.40	42.00	0.87	3.22	3.85

Note:
∗1: The optional kit "K9FZ1818 " shall be necessary for the dual zone system "18 + 18".
∗2: Wall mounted type ASU18RLF can not be connected in this combination.
1. Specifications are based on the following conditions.
   Power source of specifications: 230 V
   7: 7,000 Btu/h, 9: 9,000 Btu/h, 12: 12,000 Btu/h, 15: 14,000 Btu/h, 18: 18,000 Btu/h, 24: 24,000 Btu/h
   3 or more indoor units should be connected. (Only the combinations of the "18 + 18" can be connected by using the optional kit "K9FZ1818".)
   Cooling: Indoor temperature of 80 °F(26.7 °C)DB/67 °F(19.4 °C)WB, and outdoor temperature of 95 °F(35 °C)DB/75 °F(23.9 °C)WB.
   Heating: Indoor temperature of 70 °F(21.1 °C)DB/60 °F(15.6 °C)WB, and outdoor temperature of 47 °F(8.3 °C)DB/43 °F(6.1 °C)WB.
   Pipe length: 24.6 ft.(7.5 m), Height difference: 0 ft.(0 m) [Outdoor unit - Indoor unit]
2. The total ability of connected a indoor unit is up to 39,000 Btu from 27,000 Btu.
3. Non-Ducted system combinations input are based on ASU wall mount models. The input of combinations including AUU cassette models may be a little higher.
4. Ducted system combinations capacities are based on ARU slim duct units with the exception of 7,000 Btu models are based on ASU wall mount models.

OUTDOOR UNIT
AOU36RLXFZ1

5-2. COOLING CAPACITY

This table is created using the maximum capacity.

■ MODEL: AOU36RLXFZ1

● Indoor unit : 7,000Btu

		Indoor temperature																	
		64 °FDB			70 °FDB			75 °FDB			80 °FDB			85 °FDB			90 °FDB		
		54 °FWB			60 °FWB			63 °FWB			67 °FWB			71 °FWB			73 °FWB		
Outdoor temperature	(°FDB)	TC	SHC	IP	TC	SHC	IP	TC	SHC	IP	TC	SHC	IP	TC	SHC	IP	TC	SHC	IP
	14	7.01	5.62	0.31	7.92	5.67	0.32	8.35	6.19	0.32	8.94	6.50	0.32	9.55	6.65	0.33	9.85	7.39	0.33
	23	6.82	5.55	0.36	7.71	5.60	0.37	8.12	6.12	0.37	8.70	6.42	0.38	9.30	6.57	0.38	9.58	7.30	0.38
	32	6.80	5.49	0.42	7.69	5.54	0.42	8.10	6.05	0.43	8.68	6.35	0.43	9.28	6.49	0.44	9.56	7.22	0.44
	41	6.66	5.45	0.51	7.52	5.49	0.52	7.93	6.00	0.53	8.49	6.30	0.53	9.08	6.44	0.54	9.36	7.16	0.54
	50	6.65	5.44	0.51	7.52	5.48	0.52	7.92	5.99	0.52	8.48	6.29	0.53	9.07	6.43	0.54	9.35	7.15	0.54
	59	6.59	5.43	0.51	7.44	5.47	0.52	7.85	5.98	0.52	8.40	6.27	0.53	8.98	6.42	0.53	9.26	7.13	0.54
	67	7.06	5.55	0.62	7.98	5.60	0.63	8.41	6.12	0.63	9.01	6.42	0.64	9.63	6.57	0.65	9.93	7.30	0.65
	77	7.54	5.68	0.77	8.52	5.73	0.79	8.98	6.26	0.79	9.61	6.57	0.80	10.28	6.72	0.81	10.60	7.47	0.82
	87	7.45	5.68	0.94	8.42	5.73	0.95	8.88	6.26	0.96	9.51	6.56	0.97	10.16	6.72	0.98	10.47	7.46	0.99
	95	7.37	5.67	1.10	8.32	5.72	1.12	8.78	6.25	1.13	9.40	6.56	1.14	10.04	6.71	1.15	10.35	7.46	1.16
	104	5.83	5.01	0.86	6.59	5.05	0.87	6.95	5.51	0.88	7.44	5.79	0.89	7.96	5.92	0.90	8.20	6.58	0.90
	115	4.30	3.93	0.62	4.86	4.20	0.63	5.12	4.59	0.63	5.49	4.81	0.64	5.87	4.92	0.65	6.05	5.47	0.65

TC : Total Capacity (kBtu/h) SHC : Sensible Heat Capacity (kBtu/h) IP : Input Power (kW)

		Indoor temperature																	
		17.8°CDB			21.1°CDB			23.9°CDB			26.7°CDB			29.4°CDB			32.2°CDB		
		12.2°CWB			15.6°CWB			17.2°CWB			19.4°CWB			21.7°CWB			22.8°CWB		
Outdoor temperature	(°CDB)	TC	SHC	IP	TC	SHC	IP	TC	SHC	IP	TC	SHC	IP	TC	SHC	IP	TC	SHC	IP
	-10.0	2.05	1.65	0.31	2.32	1.66	0.32	2.45	1.81	0.32	2.62	1.90	0.32	2.80	1.95	0.33	2.89	2.16	0.33
	-5.0	2.00	1.63	0.36	2.26	1.64	0.37	2.38	1.79	0.37	2.55	1.88	0.38	2.72	1.93	0.38	2.81	2.14	0.38
	0.0	1.99	1.61	0.42	2.25	1.62	0.42	2.38	1.77	0.43	2.54	1.86	0.43	2.72	1.90	0.44	2.80	2.11	0.44
	5.0	1.95	1.60	0.51	2.21	1.61	0.52	2.32	1.76	0.53	2.49	1.85	0.53	2.66	1.89	0.54	2.74	2.10	0.54
	10.0	1.95	1.59	0.51	2.20	1.61	0.52	2.32	1.76	0.52	2.49	1.84	0.53	2.66	1.88	0.54	2.74	2.09	0.54
	15.0	1.93	1.59	0.51	2.18	1.60	0.52	2.30	1.75	0.52	2.46	1.84	0.53	2.63	1.88	0.53	2.71	2.09	0.54
	19.4	2.07	1.63	0.62	2.34	1.64	0.63	2.47	1.79	0.63	2.64	1.88	0.64	2.82	1.93	0.65	2.91	2.14	0.65
	25.0	2.21	1.67	0.77	2.50	1.68	0.79	2.63	1.83	0.79	2.82	1.93	0.80	3.01	1.97	0.81	3.11	2.19	0.82
	30.6	2.18	1.66	0.94	2.47	1.68	0.95	2.60	1.83	0.96	2.79	1.92	0.97	2.98	1.97	0.98	3.07	2.19	0.99
	35.0	2.16	1.66	1.10	2.44	1.68	1.12	2.57	1.83	1.13	2.75	1.92	1.14	2.94	1.97	1.15	3.03	2.19	1.16
	40.0	1.71	1.47	0.86	1.93	1.48	0.87	2.04	1.62	0.88	2.18	1.70	0.89	2.33	1.74	0.90	2.40	1.93	0.90
	46.1	1.26	1.15	0.62	1.42	1.23	0.63	1.50	1.34	0.63	1.61	1.41	0.64	1.72	1.44	0.65	1.77	1.60	0.65

TC : Total Capacity (kW) SHC : Sensible Heat Capacity (kW) IP : Input Power (kW)

● Indoor unit : 9,000Btu

		Indoor temperature																	
		64 °FDB			70 °FDB			75 °FDB			80 °FDB			85 °FDB			90 °FDB		
		54 °FWB			60 °FWB			63 °FWB			67 °FWB			71 °FWB			73 °FWB		
Outdoor temperature	(°FDB)	TC	SHC	IP	TC	SHC	IP	TC	SHC	IP	TC	SHC	IP	TC	SHC	IP	TC	SHC	IP
	14	8.79	6.85	0.35	9.94	6.91	0.36	10.47	7.55	0.36	11.21	7.92	0.37	11.99	8.10	0.37	12.36	9.00	0.37
	23	8.56	6.77	0.41	9.67	6.83	0.42	10.19	7.46	0.42	10.91	7.83	0.43	11.67	8.01	0.43	12.03	8.90	0.43
	32	8.54	6.69	0.47	9.65	6.75	0.48	10.17	7.37	0.48	10.89	7.73	0.49	11.64	7.91	0.49	12.00	8.79	0.49
	41	8.35	6.64	0.58	9.44	6.70	0.59	9.95	7.31	0.59	10.66	7.67	0.60	11.39	7.85	0.61	11.74	8.73	0.61
	50	8.34	6.63	0.58	9.43	6.69	0.59	9.94	7.30	0.59	10.64	7.66	0.60	11.38	7.84	0.60	11.73	8.71	0.61
	59	8.26	6.61	0.57	9.34	6.67	0.58	9.85	7.29	0.59	10.54	7.65	0.59	11.27	7.82	0.60	11.62	8.70	0.60
	67	8.86	6.77	0.69	10.01	6.83	0.71	10.56	7.46	0.71	11.30	7.83	0.72	12.08	8.01	0.73	12.46	8.90	0.73
	77	9.46	6.93	0.87	10.69	6.99	0.89	11.27	7.63	0.90	12.06	8.01	0.91	12.90	8.19	0.92	13.30	9.10	0.92
	87	9.35	6.92	1.05	10.57	6.98	1.07	11.14	7.62	1.08	11.93	8.00	1.09	12.75	8.19	1.11	13.14	9.10	1.11
	95	9.24	6.92	1.24	10.45	6.98	1.26	11.01	7.62	1.27	11.79	8.00	1.28	12.60	8.18	1.30	12.99	9.09	1.30
	104	7.32	6.10	0.96	8.27	6.15	0.98	8.72	6.72	0.99	9.34	7.05	1.00	9.98	7.22	1.01	10.29	8.02	1.02
	115	5.40	4.79	0.69	6.10	5.12	0.71	6.43	5.59	0.71	6.89	5.87	0.72	7.36	6.00	0.73	7.59	6.67	0.73

TC : Total Capacity (kBtu/h) SHC : Sensible Heat Capacity (kBtu/h) IP : Input Power (kW)

		Indoor temperature																	
		17.8°CDB			21.1°CDB			23.9°CDB			26.7°CDB			29.4°CDB			32.2°CDB		
		12.2°CWB			15.6°CWB			17.2°CWB			19.4°CWB			21.7°CWB			22.8°CWB		
Outdoor temperature	(°CDB)	TC	SHC	IP	TC	SHC	IP	TC	SHC	IP	TC	SHC	IP	TC	SHC	IP	TC	SHC	IP
	-10.0	2.58	2.01	0.35	2.91	2.02	0.36	3.07	2.21	0.36	3.29	2.32	0.37	3.51	2.37	0.37	3.62	2.64	0.37
	-5.0	2.51	1.98	0.41	2.83	2.00	0.42	2.99	2.19	0.42	3.20	2.29	0.43	3.42	2.35	0.43	3.52	2.61	0.43
	0.0	2.50	1.96	0.47	2.83	1.98	0.48	2.98	2.16	0.48	3.19	2.27	0.49	3.41	2.32	0.49	3.52	2.58	0.49
	5.0	2.45	1.95	0.58	2.77	1.96	0.59	2.92	2.14	0.59	3.12	2.25	0.60	3.34	2.30	0.61	3.44	2.56	0.61
	10.0	2.45	1.94	0.58	2.76	1.96	0.59	2.91	2.14	0.59	3.12	2.25	0.60	3.33	2.30	0.60	3.44	2.55	0.61
	15.0	2.42	1.94	0.57	2.74	1.96	0.58	2.89	2.14	0.59	3.09	2.24	0.59	3.30	2.29	0.60	3.40	2.55	0.60
	19.4	2.60	1.98	0.69	2.94	2.00	0.71	3.09	2.19	0.71	3.31	2.29	0.72	3.54	2.35	0.73	3.65	2.61	0.73
	25.0	2.77	2.03	0.87	3.13	2.05	0.89	3.30	2.24	0.90	3.54	2.35	0.91	3.78	2.40	0.92	3.90	2.67	0.92
	30.6	2.74	2.03	1.05	3.10	2.05	1.07	3.27	2.23	1.08	3.50	2.34	1.09	3.74	2.40	1.11	3.85	2.67	1.11
	35.0	2.71	2.03	1.24	3.06	2.04	1.26	3.23	2.23	1.27	3.46	2.34	1.28	3.69	2.40	1.30	3.81	2.66	1.30
	40.0	2.15	1.79	0.96	2.42	1.80	0.98	2.56	1.97	0.99	2.74	2.07	1.00	2.93	2.11	1.01	3.02	2.35	1.02
	46.1	1.58	1.40	0.69	1.79	1.50	0.71	1.88	1.64	0.71	2.02	1.72	0.72	2.16	1.76	0.73	2.22	1.95	0.73

TC : Total Capacity (kW) SHC : Sensible Heat Capacity (kW) IP : Input Power (kW)

OUTDOOR UNIT
AOU36RLXFZ1

● Indoor unit : 12,000Btu

		Indoor temperature																	
		64 °FDB			70 °FDB			75 °FDB			80 °FDB			85 °FDB			90 °FDB		
		54 °FWB			60 °FWB			63 °FWB			67 °FWB			71 °FWB			73 °FWB		
Outdoor temperature	(°FDB)	TC	SHC	IP	TC	SHC	IP	TC	SHC	IP	TC	SHC	IP	TC	SHC	IP	TC	SHC	IP
	14	10.08	7.87	0.39	11.39	7.94	0.40	12.01	8.68	0.40	12.86	9.10	0.41	13.75	9.31	0.41	14.17	10.35	0.42
	23	9.81	7.78	0.46	11.09	7.85	0.47	11.69	8.57	0.47	12.51	9.00	0.48	13.38	9.21	0.48	13.79	10.23	0.48
	32	9.79	7.69	0.52	11.06	7.76	0.53	11.66	8.47	0.54	12.48	8.89	0.54	13.34	9.10	0.55	13.76	10.11	0.55
	41	9.58	7.63	0.65	10.82	7.70	0.66	11.41	8.41	0.67	12.22	8.82	0.67	13.06	9.03	0.68	13.46	10.03	0.68
	50	9.57	7.62	0.65	10.81	7.69	0.66	11.40	8.39	0.66	12.20	8.81	0.67	13.04	9.01	0.68	13.45	10.02	0.68
	59	9.48	7.61	0.64	10.71	7.67	0.65	11.29	8.38	0.66	12.09	8.79	0.67	12.92	9.00	0.67	13.32	10.00	0.68
	67	10.16	7.78	0.78	11.48	7.85	0.79	12.10	8.58	0.80	12.96	9.00	0.81	13.85	9.21	0.81	14.28	10.23	0.82
	77	10.84	7.96	0.98	12.26	8.03	0.99	12.92	8.77	1.00	13.83	9.20	1.01	14.79	9.42	1.03	15.24	10.47	1.03
	87	10.72	7.96	1.18	12.12	8.03	1.20	12.77	8.77	1.21	13.68	9.20	1.22	14.62	9.41	1.24	15.07	10.46	1.25
	95	10.60	7.95	1.38	11.98	8.02	1.41	12.63	8.76	1.42	13.52	9.19	1.44	14.45	9.41	1.45	14.90	10.45	1.46
	104	8.39	7.01	1.08	9.49	7.07	1.10	10.00	7.73	1.11	10.71	8.11	1.12	11.44	8.30	1.13	11.80	9.22	1.14
	115	6.19	5.50	0.78	6.99	5.88	0.79	7.37	6.43	0.80	7.89	6.74	0.81	8.44	6.90	0.82	8.70	7.67	0.82

TC : Total Capacity (kBtu/h) SHC : Sensible Heat Capacity (kBtu/h) IP : Input Power (kW)

		Indoor temperature																	
		17.8°CDB			21.1°CDB			23.9°CDB			26.7°CDB			29.4°CDB			32.2°CDB		
		12.2°CWB			15.6°CWB			17.2°CWB			19.4°CWB			21.7°CWB			22.8°CWB		
Outdoor temperature	(°CDB)	TC	SHC	IP	TC	SHC	IP	TC	SHC	IP	TC	SHC	IP	TC	SHC	IP	TC	SHC	IP
	-10.0	2.95	2.31	0.39	3.34	2.33	0.40	3.52	2.54	0.40	3.77	2.67	0.41	4.03	2.73	0.41	4.15	3.03	0.42
	-5.0	2.87	2.28	0.46	3.25	2.30	0.47	3.43	2.51	0.47	3.67	2.64	0.48	3.92	2.70	0.48	4.04	3.00	0.48
	0.0	2.87	2.25	0.52	3.24	2.27	0.53	3.42	2.48	0.54	3.66	2.61	0.54	3.91	2.67	0.55	4.03	2.96	0.55
	5.0	2.81	2.24	0.65	3.17	2.26	0.66	3.34	2.46	0.67	3.58	2.59	0.67	3.83	2.65	0.68	3.95	2.94	0.68
	10.0	2.80	2.23	0.65	3.17	2.25	0.66	3.34	2.46	0.66	3.58	2.58	0.67	3.82	2.64	0.68	3.94	2.94	0.68
	15.0	2.78	2.23	0.64	3.14	2.25	0.65	3.31	2.46	0.66	3.54	2.58	0.67	3.79	2.64	0.67	3.90	2.93	0.68
	19.4	2.98	2.28	0.78	3.37	2.30	0.79	3.55	2.51	0.80	3.80	2.64	0.81	4.06	2.70	0.81	4.19	3.00	0.82
	25.0	3.18	2.33	0.98	3.59	2.35	0.99	3.79	2.57	1.00	4.05	2.70	1.01	4.33	2.76	1.03	4.47	3.07	1.03
	30.6	3.14	2.33	1.18	3.55	2.35	1.20	3.74	2.57	1.21	4.01	2.70	1.22	4.28	2.76	1.24	4.42	3.07	1.25
	35.0	3.11	2.33	1.38	3.51	2.35	1.41	3.70	2.57	1.42	3.96	2.69	1.44	4.24	2.76	1.45	4.37	3.06	1.46
	40.0	2.46	2.06	1.08	2.78	2.07	1.10	2.93	2.26	1.11	3.14	2.38	1.12	3.35	2.43	1.13	3.46	2.70	1.14
	46.1	1.81	1.61	0.78	2.05	1.72	0.79	2.16	1.88	0.80	2.31	1.98	0.81	2.47	2.02	0.82	2.55	2.25	0.82

TC : Total Capacity (kW) SHC : Sensible Heat Capacity (kW) IP : Input Power (kW)

● Indoor unit : 14,000Btu

		Indoor temperature																	
		64 °FDB			70 °FDB			75 °FDB			80 °FDB			85 °FDB			90 °FDB		
		54 °FWB			60 °FWB			63 °FWB			67 °FWB			71 °FWB			73 °FWB		
Outdoor temperature	(°FDB)	TC	SHC	IP	TC	SHC	IP	TC	SHC	IP	TC	SHC	IP	TC	SHC	IP	TC	SHC	IP
	14	13.71	11.30	0.55	15.50	11.40	0.56	16.34	12.45	0.57	17.49	13.06	0.57	18.70	13.36	0.58	19.28	14.85	0.58
	23	13.34	11.17	0.64	15.08	11.26	0.66	15.90	12.30	0.66	17.02	12.91	0.67	18.19	13.21	0.68	18.76	14.68	0.68
	32	13.31	11.04	0.73	15.05	11.13	0.75	15.86	12.16	0.75	16.98	12.76	0.76	18.15	13.05	0.77	18.71	14.51	0.78
	41	13.03	10.95	0.91	14.73	11.05	0.93	15.52	12.07	0.93	16.62	12.66	0.94	17.77	12.95	0.95	18.32	14.40	0.96
	50	13.01	10.93	0.90	14.71	11.03	0.92	15.50	12.04	0.93	16.60	12.64	0.94	17.75	12.93	0.95	18.29	14.37	0.95
	59	12.89	10.91	0.90	14.57	11.01	0.91	15.36	12.02	0.92	16.44	12.62	0.93	17.58	12.91	0.94	18.12	14.35	0.95
	67	13.82	11.17	1.09	15.62	11.27	1.11	16.47	12.30	1.12	17.63	12.91	1.13	18.85	13.21	1.14	19.43	14.68	1.15
	77	14.75	11.42	1.37	16.67	11.52	1.39	17.57	12.59	1.40	18.82	13.21	1.42	20.11	13.51	1.44	20.74	15.02	1.44
	87	14.58	11.42	1.65	16.48	11.52	1.68	17.37	12.58	1.70	18.60	13.20	1.72	19.89	13.50	1.74	20.50	15.01	1.75
	95	14.42	11.41	1.94	16.29	11.51	1.97	17.18	12.57	1.99	18.39	13.19	2.01	19.66	13.50	2.04	20.26	15.00	2.05
	104	11.42	10.06	1.51	12.90	10.15	1.54	13.60	11.09	1.55	14.56	11.63	1.57	15.57	11.90	1.59	16.05	13.23	1.60
	115	8.42	7.89	1.09	9.51	8.44	1.11	10.03	9.22	1.12	10.74	9.68	1.13	11.48	9.90	1.14	11.83	11.00	1.15

TC : Total Capacity (kBtu/h) SHC : Sensible Heat Capacity (kBtu/h) IP : Input Power (kW)

		Indoor temperature																	
		17.8°CDB			21.1°CDB			23.9°CDB			26.7°CDB			29.4°CDB			32.2°CDB		
		12.2°CWB			15.6°CWB			17.2°CWB			19.4°CWB			21.7°CWB			22.8°CWB		
Outdoor temperature	(°CDB)	TC	SHC	IP	TC	SHC	IP	TC	SHC	IP	TC	SHC	IP	TC	SHC	IP	TC	SHC	IP
	-10.0	4.02	3.31	0.55	4.54	3.34	0.56	4.79	3.65	0.57	5.13	3.83	0.57	5.48	3.92	0.58	5.65	4.35	0.58
	-5.0	3.91	3.27	0.64	4.42	3.30	0.66	4.66	3.61	0.66	4.99	3.78	0.67	5.33	3.87	0.68	5.50	4.30	0.68
	0.0	3.90	3.23	0.73	4.41	3.26	0.75	4.65	3.56	0.75	4.98	3.74	0.76	5.32	3.83	0.77	5.48	4.25	0.78
	5.0	3.82	3.21	0.91	4.32	3.24	0.93	4.55	3.54	0.93	4.87	3.71	0.94	5.21	3.80	0.95	5.37	4.22	0.96
	10.0	3.81	3.20	0.90	4.31	3.23	0.92	4.54	3.53	0.93	4.87	3.70	0.94	5.20	3.79	0.95	5.36	4.21	0.95
	15.0	3.78	3.20	0.90	4.27	3.23	0.91	4.50	3.52	0.92	4.82	3.70	0.93	5.15	3.78	0.94	5.31	4.20	0.95
	19.4	4.05	3.27	1.09	4.58	3.30	1.11	4.83	3.61	1.12	5.17	3.78	1.13	5.52	3.87	1.14	5.69	4.30	1.15
	25.0	4.32	3.35	1.37	4.89	3.38	1.39	5.15	3.69	1.40	5.51	3.87	1.42	5.90	3.96	1.44	6.08	4.40	1.44
	30.6	4.27	3.35	1.65	4.83	3.38	1.68	5.09	3.69	1.70	5.45	3.87	1.72	5.83	3.96	1.74	6.01	4.40	1.75
	35.0	4.23	3.34	1.94	4.78	3.37	1.97	5.03	3.68	1.99	5.39	3.87	2.01	5.76	3.96	2.04	5.94	4.40	2.05
	40.0	3.35	2.95	1.51	3.78	2.98	1.54	3.99	3.25	1.55	4.27	3.41	1.57	4.56	3.49	1.59	4.70	3.88	1.60
	46.1	2.47	2.31	1.09	2.79	2.47	1.11	2.94	2.70	1.12	3.15	2.84	1.13	3.36	2.90	1.14	3.47	3.22	1.15

TC : Total Capacity (kW) SHC : Sensible Heat Capacity (kW) IP : Input Power (kW)

OUTDOOR UNIT
AOU36RLXFZ1

● Indoor unit : 18,000Btu

		Indoor temperature																	
		64 °FDB			70 °FDB			75 °FDB			80 °FDB			85 °FDB			90 °FDB		
		54 °FWB			60 °FWB			63 °FWB			67 °FWB			71 °FWB			73 °FWB		
Outdoor temperature	(°FDB)	TC	SHC	IP	TC	SHC	IP	TC	SHC	IP	TC	SHC	IP	TC	SHC	IP	TC	SHC	IP
	14	15.50	12.07	0.62	17.51	12.18	0.63	18.46	13.30	0.64	19.77	13.95	0.65	21.13	14.28	0.65	21.78	15.87	0.66
	23	15.08	11.93	0.72	17.04	12.03	0.74	17.97	13.14	0.74	19.23	13.79	0.75	20.56	14.11	0.76	21.20	15.68	0.76
	32	15.05	11.79	0.83	17.00	11.89	0.84	17.92	12.99	0.85	19.19	13.63	0.86	20.51	13.95	0.87	21.15	15.50	0.87
	41	14.73	11.70	1.02	16.64	11.80	1.04	17.54	12.89	1.05	18.78	13.53	1.06	20.08	13.84	1.07	20.70	15.38	1.08
	50	14.71	11.68	1.02	16.62	11.78	1.04	17.52	12.87	1.04	18.76	13.50	1.06	20.05	13.82	1.07	20.67	15.35	1.07
	59	14.57	11.66	1.01	16.46	11.76	1.03	17.35	12.84	1.04	18.58	13.48	1.05	19.86	13.79	1.06	20.48	15.33	1.07
	67	15.62	11.93	1.22	17.65	12.04	1.25	18.61	13.15	1.26	19.92	13.79	1.27	21.30	14.11	1.28	21.96	15.69	1.29
	77	16.67	12.20	1.54	18.84	12.31	1.57	19.86	13.45	1.58	21.26	14.11	1.60	22.73	14.44	1.62	23.43	16.04	1.63
	87	16.48	12.20	1.86	18.63	12.30	1.90	19.64	13.44	1.91	21.02	14.10	1.93	22.47	14.43	1.95	23.17	16.03	1.97
	95	16.29	12.19	2.18	18.41	12.30	2.22	19.41	13.43	2.24	20.78	14.09	2.27	22.22	14.42	2.29	22.90	16.02	2.30
	104	12.90	10.75	1.70	14.58	10.85	1.73	15.37	11.85	1.75	16.46	12.43	1.77	17.59	12.72	1.79	18.14	14.13	1.80
	115	9.51	8.43	1.23	10.75	9.02	1.25	11.33	9.85	1.26	12.14	10.34	1.27	12.97	10.58	1.29	13.37	11.75	1.29

TC : Total Capacity (kBtu/h) SHC : Sensible Heat Capacity (kBtu/h) IP : Input Power (kW)

		Indoor temperature																	
		17.8°CDB			21.1°CDB			23.9°CDB			26.7°CDB			29.4°CDB			32.2°CDB		
		12.2°CWB			15.6°CWB			17.2°CWB			19.4°CWB			21.7°CWB			22.8°CWB		
Outdoor temperature	(°CDB)	TC	SHC	IP	TC	SHC	IP	TC	SHC	IP	TC	SHC	IP	TC	SHC	IP	TC	SHC	IP
	-10.0	4.54	3.54	0.62	5.13	3.57	0.63	5.41	3.90	0.64	5.79	4.09	0.65	6.19	4.18	0.65	6.38	4.65	0.66
	-5.0	4.42	3.50	0.72	4.99	3.53	0.74	5.27	3.85	0.74	5.64	4.04	0.75	6.03	4.14	0.76	6.21	4.60	0.76
	0.0	4.41	3.46	0.83	4.98	3.49	0.84	5.25	3.81	0.85	5.62	3.99	0.86	6.01	4.09	0.87	6.20	4.54	0.87
	5.0	4.32	3.43	1.02	4.88	3.46	1.04	5.14	3.78	1.05	5.50	3.96	1.06	5.88	4.06	1.07	6.07	4.51	1.08
	10.0	4.31	3.42	1.02	4.87	3.45	1.04	5.14	3.77	1.04	5.50	3.96	1.06	5.88	4.05	1.07	6.06	4.50	1.07
	15.0	4.27	3.42	1.01	4.82	3.45	1.03	5.09	3.76	1.04	5.45	3.95	1.05	5.82	4.04	1.06	6.00	4.49	1.07
	19.4	4.58	3.50	1.22	5.17	3.53	1.25	5.45	3.85	1.26	5.84	4.04	1.27	6.24	4.14	1.28	6.43	4.60	1.29
	25.0	4.89	3.58	1.54	5.52	3.61	1.57	5.82	3.94	1.58	6.23	4.14	1.60	6.66	4.23	1.62	6.87	4.70	1.63
	30.6	4.83	3.57	1.86	5.46	3.61	1.90	5.75	3.94	1.91	6.16	4.13	1.93	6.59	4.23	1.95	6.79	4.70	1.97
	35.0	4.78	3.57	2.18	5.40	3.60	2.22	5.69	3.94	2.24	6.09	4.13	2.27	6.51	4.23	2.29	6.71	4.70	2.30
	40.0	3.78	3.15	1.70	4.27	3.18	1.73	4.51	3.47	1.75	4.82	3.64	1.77	5.16	3.73	1.79	5.32	4.14	1.80
	46.1	2.79	2.47	1.23	3.15	2.64	1.25	3.32	2.89	1.26	3.56	3.03	1.27	3.80	3.10	1.29	3.92	3.44	1.29

TC : Total Capacity (kW) SHC : Sensible Heat Capacity (kW) IP : Input Power (kW)

● Indoor unit : 24,000Btu

		Indoor temperature																	
		64 °FDB			70 °FDB			75 °FDB			80 °FDB			85 °FDB			90 °FDB		
		54 °FWB			60 °FWB			63 °FWB			67 °FWB			71 °FWB			73 °FWB		
Outdoor temperature	(°FDB)	TC	SHC	IP	TC	SHC	IP	TC	SHC	IP	TC	SHC	IP	TC	SHC	IP	TC	SHC	IP
	14	19.11	12.55	0.81	21.60	12.66	0.82	22.77	13.82	0.83	24.38	14.51	0.84	26.06	14.84	0.85	26.86	16.49	0.85
	23	18.60	12.40	0.94	21.02	12.51	0.96	22.15	13.66	0.97	23.72	14.34	0.98	25.36	14.67	0.99	26.14	16.30	0.99
	32	18.55	12.26	1.08	20.97	12.36	1.09	22.10	13.50	1.10	23.67	14.17	1.12	25.30	14.50	1.13	26.08	16.11	1.13
	41	18.16	12.16	1.33	20.52	12.27	1.35	21.63	13.40	1.37	23.16	14.06	1.38	24.76	14.39	1.40	25.53	15.99	1.40
	50	18.14	12.14	1.32	20.50	12.25	1.35	21.61	13.38	1.36	23.13	14.04	1.37	24.73	14.36	1.39	25.49	15.96	1.40
	59	17.96	12.12	1.32	20.30	12.22	1.34	21.40	13.35	1.35	22.91	14.01	1.36	24.49	14.33	1.38	25.25	15.93	1.39
	67	19.26	12.40	1.59	21.77	12.51	1.62	22.95	13.66	1.63	24.57	14.34	1.65	26.26	14.67	1.67	27.07	16.30	1.68
	77	20.56	12.69	2.00	23.23	12.80	2.04	24.49	13.98	2.06	26.22	14.67	2.08	28.03	15.01	2.10	28.90	16.68	2.11
	87	20.33	12.68	2.42	22.97	12.79	2.46	24.21	13.97	2.48	25.93	14.66	2.51	27.71	15.00	2.54	28.57	16.67	2.55
	95	20.09	12.67	2.84	22.71	12.78	2.89	23.94	13.96	2.91	25.63	14.65	2.94	27.40	14.99	2.98	28.24	16.66	2.99
	104	15.91	11.18	2.22	17.98	11.27	2.26	18.96	12.31	2.27	20.30	12.92	2.30	21.70	13.22	2.33	22.37	14.69	2.34
	115	11.73	8.77	1.59	13.26	9.38	1.62	13.98	10.24	1.63	14.97	10.74	1.65	16.00	10.99	1.67	16.49	12.22	1.68

TC : Total Capacity (kBtu/h) SHC : Sensible Heat Capacity (kBtu/h) IP : Input Power (kW)

		Indoor temperature																	
		17.8°CDB			21.1°CDB			23.9°CDB			26.7°CDB			29.4°CDB			32.2°CDB		
		12.2°CWB			15.6°CWB			17.2°CWB			19.4°CWB			21.7°CWB			22.8°CWB		
Outdoor temperature	(°CDB)	TC	SHC	IP	TC	SHC	IP	TC	SHC	IP	TC	SHC	IP	TC	SHC	IP	TC	SHC	IP
	-10.0	5.60	3.68	0.81	6.33	3.71	0.82	6.67	4.05	0.83	7.14	4.25	0.84	7.64	4.35	0.85	7.87	4.83	0.85
	-5.0	5.45	3.63	0.94	6.16	3.67	0.96	6.49	4.00	0.97	6.95	4.20	0.98	7.43	4.30	0.99	7.66	4.78	0.99
	0.0	5.44	3.59	1.08	6.15	3.62	1.09	6.48	3.96	1.10	6.94	4.15	1.12	7.41	4.25	1.13	7.64	4.72	1.13
	5.0	5.32	3.56	1.33	6.01	3.60	1.35	6.34	3.93	1.37	6.79	4.12	1.38	7.26	4.22	1.40	7.48	4.69	1.40
	10.0	5.32	3.56	1.32	6.01	3.59	1.35	6.33	3.92	1.36	6.78	4.11	1.37	7.25	4.21	1.39	7.47	4.68	1.40
	15.0	5.27	3.55	1.32	5.95	3.58	1.34	6.27	3.91	1.35	6.72	4.11	1.36	7.18	4.20	1.38	7.40	4.67	1.39
	19.4	5.65	3.64	1.59	6.38	3.67	1.62	6.73	4.00	1.63	7.20	4.20	1.65	7.70	4.30	1.67	7.94	4.78	1.68
	25.0	6.03	3.72	2.00	6.81	3.75	2.04	7.18	4.10	2.06	7.69	4.30	2.08	8.22	4.40	2.10	8.47	4.89	2.11
	30.6	5.96	3.72	2.42	6.73	3.75	2.46	7.10	4.09	2.48	7.60	4.30	2.51	8.12	4.40	2.54	8.37	4.88	2.55
	35.0	5.89	3.71	2.84	6.65	3.75	2.89	7.02	4.09	2.91	7.51	4.29	2.94	8.03	4.39	2.98	8.28	4.88	2.99
	40.0	4.66	3.28	2.22	5.27	3.30	2.26	5.56	3.61	2.27	5.95	3.79	2.30	6.36	3.87	2.33	6.56	4.31	2.34
	46.1	3.44	2.57	1.59	3.89	2.75	1.62	4.10	3.00	1.63	4.39	3.15	1.65	4.69	3.22	1.67	4.83	3.58	1.68

TC : Total Capacity (kW) SHC : Sensible Heat Capacity (kW) IP : Input Power (kW)

OUTDOOR UNIT
AOU36RLXFZ1

● Indoor unit : 7,000Btu + 7,000Btu + 14,000Btu

		Indoor temperature																	
		64 °FDB			70 °FDB			75 °FDB			80 °FDB			85 °FDB			90 °FDB		
		54 °FWB			60 °FWB			63 °FWB			67 °FWB			71 °FWB			73 °FWB		
Outdoor temperature	(°FDB)	TC	SHC	IP	TC	SHC	IP	TC	SHC	IP	TC	SHC	IP	TC	SHC	IP	TC	SHC	IP
	14	24.39	21.41	1.02	27.56	21.59	1.03	29.05	23.59	1.04	31.10	24.75	1.05	33.25	25.32	1.07	34.28	28.14	1.07
	23	23.73	21.16	1.18	26.82	21.34	1.20	28.27	23.31	1.21	30.27	24.46	1.23	32.35	25.03	1.24	33.35	27.82	1.25
	32	23.67	20.91	1.35	26.75	21.09	1.37	28.20	23.04	1.39	30.20	24.17	1.40	32.28	24.73	1.42	33.28	27.49	1.43
	41	23.17	20.75	1.67	26.19	20.93	1.70	27.60	22.86	1.72	29.55	23.99	1.73	31.59	24.54	1.75	32.57	27.28	1.76
	50	23.14	20.71	1.66	26.15	20.90	1.69	27.57	22.82	1.71	29.52	23.95	1.72	31.56	24.50	1.74	32.53	27.23	1.75
	59	22.92	20.68	1.65	25.90	20.86	1.68	27.31	22.78	1.70	29.24	23.90	1.71	31.25	24.46	1.73	32.22	27.18	1.74
	67	24.58	21.16	2.00	27.78	21.35	2.03	29.28	23.31	2.05	31.35	24.46	2.07	33.51	25.03	2.10	34.55	27.82	2.11
	77	26.23	21.65	2.52	29.65	21.84	2.56	31.25	23.85	2.58	33.46	25.02	2.61	35.77	25.60	2.64	36.87	28.46	2.66
	87	25.93	21.63	3.04	29.31	21.82	3.10	30.90	23.83	3.12	33.08	25.01	3.16	35.36	25.59	3.19	36.45	28.44	3.21
	95	25.64	21.62	3.57	28.97	21.81	3.63	30.54	23.82	3.66	32.70	24.99	3.70	34.96	25.57	3.74	36.04	28.42	3.76
	104	20.30	19.07	2.78	22.95	19.23	2.83	24.19	21.01	2.86	25.90	22.04	2.89	27.69	22.55	2.92	28.54	25.07	2.94
	115	14.97	14.96	2.00	16.92	16.00	2.04	17.84	17.47	2.05	19.10	18.33	2.08	20.41	18.76	2.10	21.04	20.85	2.11

TC : Total Capacity (kBtu/h) SHC : Sensible Heat Capacity (kBtu/h) IP : Input Power (kW)

		Indoor temperature																	
		17.8°CDB			21.1°CDB			23.9°CDB			26.7°CDB			29.4°CDB			32.2°CDB		
		12.2°CWB			15.6°CWB			17.2°CWB			19.4°CWB			21.7°CWB			22.8°CWB		
Outdoor temperature	(°CDB)	TC	SHC	IP	TC	SHC	IP	TC	SHC	IP	TC	SHC	IP	TC	SHC	IP	TC	SHC	IP
	-10.0	7.15	6.27	1.02	8.08	6.33	1.03	8.51	6.91	1.04	9.12	7.25	1.05	9.74	7.42	1.07	10.05	8.25	1.07
	-5.0	6.95	6.20	1.18	7.86	6.26	1.20	8.29	6.83	1.21	8.87	7.17	1.23	9.48	7.34	1.24	9.78	8.15	1.25
	0.0	6.94	6.13	1.35	7.84	6.18	1.37	8.27	6.75	1.39	8.85	7.09	1.40	9.46	7.25	1.42	9.75	8.06	1.43
	5.0	6.79	6.08	1.67	7.67	6.13	1.70	8.09	6.70	1.72	8.66	7.03	1.73	9.26	7.19	1.75	9.55	7.99	1.76
	10.0	6.78	6.07	1.66	7.67	6.12	1.69	8.08	6.69	1.71	8.65	7.02	1.72	9.25	7.18	1.74	9.53	7.98	1.75
	15.0	6.72	6.06	1.65	7.59	6.11	1.68	8.00	6.68	1.70	8.57	7.01	1.71	9.16	7.17	1.73	9.44	7.97	1.74
	19.4	7.20	6.20	2.00	8.14	6.26	2.03	8.58	6.83	2.05	9.19	7.17	2.07	9.82	7.34	2.10	10.13	8.15	2.11
	25.0	7.69	6.34	2.52	8.69	6.40	2.56	9.16	6.99	2.58	9.81	7.33	2.61	10.48	7.50	2.64	10.81	8.34	2.66
	30.6	7.60	6.34	3.04	8.59	6.40	3.10	9.06	6.98	3.12	9.70	7.33	3.16	10.36	7.50	3.19	10.68	8.33	3.21
	35.0	7.51	6.34	3.57	8.49	6.39	3.63	8.95	6.98	3.66	9.58	7.33	3.70	10.25	7.49	3.74	10.56	8.33	3.76
	40.0	5.95	5.59	2.78	6.73	5.64	2.83	7.09	6.16	2.86	7.59	6.46	2.89	8.11	6.61	2.92	8.36	7.35	2.94
	46.1	4.39	4.38	2.00	4.96	4.69	2.04	5.23	5.12	2.05	5.60	5.37	2.08	5.98	5.50	2.10	6.17	6.11	2.11

TC : Total Capacity (kW) SHC : Sensible Heat Capacity (kW) IP : Input Power (kW)

● Indoor unit : 7,000Btu + 7,000Btu + 18,000Btu

		Indoor temperature																	
		64 °FDB			70 °FDB			75 °FDB			80 °FDB			85 °FDB			90 °FDB		
		54 °FWB			60 °FWB			63 °FWB			67 °FWB			71 °FWB			73 °FWB		
Outdoor temperature	(°FDB)	TC	SHC	IP	TC	SHC	IP	TC	SHC	IP	TC	SHC	IP	TC	SHC	IP	TC	SHC	IP
	14	26.40	23.18	1.18	29.83	23.38	1.20	31.45	25.53	1.21	33.67	26.79	1.22	36.00	27.41	1.23	37.11	30.47	1.24
	23	25.69	22.91	1.37	29.03	23.11	1.39	30.60	25.24	1.41	32.77	26.48	1.42	35.03	27.09	1.44	36.11	30.11	1.44
	32	25.63	22.64	1.56	28.96	22.83	1.59	30.53	24.94	1.60	32.69	26.17	1.62	34.95	26.78	1.64	36.02	29.76	1.65
	41	25.08	22.46	1.93	28.35	22.66	1.97	29.88	24.75	1.98	31.99	25.97	2.01	34.20	26.57	2.03	35.26	29.53	2.04
	50	25.05	22.43	1.92	28.31	22.62	1.96	29.85	24.71	1.97	31.96	25.93	1.99	34.16	26.53	2.02	35.22	29.48	2.03
	59	24.81	22.38	1.91	28.04	22.58	1.95	29.56	24.66	1.96	31.65	25.88	1.98	33.84	26.48	2.01	34.88	29.43	2.02
	67	26.61	22.91	2.31	30.07	23.11	2.35	31.70	25.24	2.37	33.94	26.48	2.40	36.28	27.10	2.43	37.40	30.12	2.44
	77	28.40	23.43	2.91	32.09	23.64	2.96	33.83	25.82	2.99	36.22	27.09	3.02	38.72	27.72	3.06	39.92	30.81	3.07
	87	28.08	23.42	3.52	31.73	23.62	3.58	33.45	25.80	3.61	35.81	27.07	3.65	38.28	27.70	3.69	39.46	30.79	3.71
	95	27.75	23.40	4.13	31.36	23.61	4.20	33.06	25.78	4.23	35.40	27.06	4.28	37.84	27.68	4.33	39.01	30.77	4.35
	104	21.98	20.64	3.22	24.84	20.82	3.28	26.19	22.74	3.30	28.04	23.86	3.34	29.97	24.42	3.38	30.90	27.14	3.40
	115	16.21	16.19	2.32	18.32	17.32	2.36	19.31	18.91	2.38	20.67	19.85	2.40	22.10	20.31	2.43	22.78	22.57	2.44

TC : Total Capacity (kBtu/h) SHC : Sensible Heat Capacity (kBtu/h) IP : Input Power (kW)

		Indoor temperature																	
		17.8°CDB			21.1°CDB			23.9°CDB			26.7°CDB			29.4°CDB			32.2°CDB		
		12.2°CWB			15.6°CWB			17.2°CWB			19.4°CWB			21.7°CWB			22.8°CWB		
Outdoor temperature	(°CDB)	TC	SHC	IP	TC	SHC	IP	TC	SHC	IP	TC	SHC	IP	TC	SHC	IP	TC	SHC	IP
	-10.0	7.74	6.79	1.18	8.74	6.85	1.20	9.22	7.48	1.21	9.87	7.85	1.22	10.55	8.03	1.23	10.88	8.93	1.24
	-5.0	7.53	6.71	1.37	8.51	6.77	1.39	8.97	7.40	1.41	9.60	7.76	1.42	10.27	7.94	1.44	10.58	8.83	1.44
	0.0	7.51	6.63	1.56	8.49	6.69	1.59	8.95	7.31	1.60	9.58	7.67	1.62	10.24	7.85	1.64	10.56	8.72	1.65
	5.0	7.35	6.58	1.93	8.31	6.64	1.97	8.76	7.25	1.98	9.38	7.61	2.01	10.02	7.79	2.03	10.33	8.66	2.04
	10.0	7.34	6.57	1.92	8.30	6.63	1.96	8.75	7.24	1.97	9.37	7.60	1.99	10.01	7.77	2.02	10.32	8.64	2.03
	15.0	7.27	6.56	1.91	8.22	6.62	1.95	8.66	7.23	1.96	9.28	7.58	1.98	9.92	7.76	2.01	10.22	8.62	2.02
	19.4	7.80	6.71	2.31	8.81	6.77	2.35	9.29	7.40	2.37	9.95	7.76	2.40	10.63	7.94	2.43	10.96	8.83	2.44
	25.0	8.32	6.87	2.91	9.41	6.93	2.96	9.92	7.57	2.99	10.62	7.94	3.02	11.35	8.12	3.06	11.70	9.03	3.07
	30.6	8.23	6.86	3.52	9.30	6.92	3.58	9.80	7.56	3.61	10.50	7.93	3.65	11.22	8.12	3.69	11.57	9.02	3.71
	35.0	8.13	6.86	4.13	9.19	6.92	4.20	9.69	7.56	4.23	10.38	7.93	4.28	11.09	8.11	4.33	11.43	9.02	4.35
	40.0	6.44	6.05	3.22	7.28	6.10	3.28	7.67	6.67	3.30	8.22	6.99	3.34	8.78	7.16	3.38	9.06	7.95	3.40
	46.1	4.75	4.75	2.32	5.37	5.08	2.36	5.66	5.54	2.38	6.06	5.82	2.40	6.48	5.95	2.43	6.68	6.61	2.44

TC : Total Capacity (kW) SHC : Sensible Heat Capacity (kW) IP : Input Power (kW)

OUTDOOR UNIT
AOU36RLXFZ1

● Indoor unit : 7,000Btu + 7,000Btu + 24,000Btu

		Indoor temperature																	
		64 °FDB			70 °FDB			75 °FDB			80 °FDB			85 °FDB			90 °FDB		
		54 °FWB			60 °FWB			63 °FWB			67 °FWB			71 °FWB			73 °FWB		
Outdoor temperature	(°FDB)	TC	SHC	IP	TC	SHC	IP	TC	SHC	IP	TC	SHC	IP	TC	SHC	IP	TC	SHC	IP
	14	27.59	24.22	1.23	31.18	24.43	1.25	32.87	26.69	1.26	35.19	28.00	1.28	37.62	28.65	1.29	38.78	31.84	1.30
	23	26.85	23.94	1.43	30.34	24.15	1.46	31.99	26.38	1.47	34.25	27.68	1.49	36.61	28.32	1.50	37.74	31.47	1.51
	32	26.79	23.66	1.64	30.27	23.87	1.66	31.91	26.07	1.68	34.17	27.35	1.70	36.53	27.99	1.72	37.65	31.10	1.73
	41	26.22	23.48	2.02	29.63	23.68	2.06	31.23	25.87	2.08	33.44	27.14	2.10	35.75	27.77	2.12	36.85	30.87	2.14
	50	26.19	23.44	2.01	29.59	23.64	2.05	31.20	25.82	2.07	33.40	27.10	2.09	35.71	27.72	2.11	36.81	30.81	2.12
	59	25.94	23.40	2.00	29.31	23.60	2.04	30.90	25.77	2.05	33.08	27.05	2.08	35.36	27.67	2.10	36.46	30.76	2.11
	67	27.81	23.94	2.42	31.43	24.15	2.46	33.13	26.38	2.48	35.47	27.68	2.51	37.92	28.32	2.54	39.09	31.48	2.55
	77	29.68	24.49	3.05	33.54	24.71	3.10	35.36	26.98	3.13	37.86	28.32	3.16	40.47	28.97	3.20	41.72	32.20	3.22
	87	29.35	24.48	3.68	33.16	24.69	3.75	34.96	26.97	3.78	37.43	28.30	3.82	40.01	28.95	3.87	41.25	32.18	3.89
	95	29.01	24.46	4.32	32.78	24.68	4.39	34.56	26.95	4.43	37.00	28.28	4.48	39.55	28.93	4.53	40.77	32.16	4.56
	104	22.97	21.58	3.37	25.96	21.76	3.43	27.37	23.77	3.46	29.30	24.94	3.50	31.33	25.52	3.54	32.29	28.36	3.56
	115	16.94	16.93	2.42	19.14	18.10	2.47	20.18	19.77	2.49	21.61	20.74	2.51	23.10	21.22	2.54	23.81	23.59	2.56

TC : Total Capacity (kBtu/h) SHC : Sensible Heat Capacity (kBtu/h) IP : Input Power (kW)

		Indoor temperature																	
		17.8°CDB			21.1°CDB			23.9°CDB			26.7°CDB			29.4°CDB			32.2°CDB		
		12.2°CWB			15.6°CWB			17.2°CWB			19.4°CWB			21.7°CWB			22.8°CWB		
Outdoor temperature	(°CDB)	TC	SHC	IP	TC	SHC	IP	TC	SHC	IP	TC	SHC	IP	TC	SHC	IP	TC	SHC	IP
	-10.0	8.09	7.10	1.23	9.14	7.16	1.25	9.63	7.82	1.26	10.31	8.21	1.28	11.03	8.40	1.29	11.37	9.33	1.30
	-5.0	7.87	7.02	1.43	8.89	7.08	1.46	9.37	7.73	1.47	10.04	8.11	1.49	10.73	8.30	1.50	11.06	9.22	1.51
	0.0	7.85	6.93	1.64	8.87	6.99	1.66	9.35	7.64	1.68	10.01	8.02	1.70	10.71	8.20	1.72	11.04	9.12	1.73
	5.0	7.68	6.88	2.02	8.68	6.94	2.06	9.15	7.58	2.08	9.80	7.96	2.10	10.48	8.14	2.12	10.80	9.05	2.14
	10.0	7.67	6.87	2.01	8.67	6.93	2.05	9.14	7.57	2.07	9.79	7.94	2.09	10.46	8.13	2.11	10.79	9.03	2.12
	15.0	7.60	6.86	2.00	8.59	6.92	2.04	9.06	7.55	2.05	9.70	7.93	2.08	10.36	8.11	2.10	10.68	9.01	2.11
	19.4	8.15	7.02	2.42	9.21	7.08	2.46	9.71	7.73	2.48	10.40	8.11	2.51	11.11	8.30	2.54	11.46	9.23	2.55
	25.0	8.70	7.18	3.05	9.83	7.24	3.10	10.36	7.91	3.13	11.10	8.30	3.16	11.86	8.49	3.20	12.23	9.44	3.22
	30.6	8.60	7.17	3.68	9.72	7.24	3.75	10.25	7.90	3.78	10.97	8.29	3.82	11.73	8.49	3.87	12.09	9.43	3.89
	35.0	8.50	7.17	4.32	9.61	7.23	4.39	10.13	7.90	4.43	10.84	8.29	4.48	11.59	8.48	4.53	11.95	9.42	4.56
	40.0	6.73	6.32	3.37	7.61	6.38	3.43	8.02	6.97	3.46	8.59	7.31	3.50	9.18	7.48	3.54	9.46	8.31	3.56
	46.1	4.96	4.96	2.42	5.61	5.30	2.47	5.91	5.79	2.49	6.33	6.08	2.51	6.77	6.22	2.54	6.98	6.91	2.56

TC : Total Capacity (kW) SHC : Sensible Heat Capacity (kW) IP : Input Power (kW)

● Indoor unit : 7,000Btu + 9,000Btu + 12,000Btu

		Indoor temperature																	
		64 °FDB			70 °FDB			75 °FDB			80 °FDB			85 °FDB			90 °FDB		
		54 °FWB			60 °FWB			63 °FWB			67 °FWB			71 °FWB			73 °FWB		
Outdoor temperature	(°FDB)	TC	SHC	IP	TC	SHC	IP	TC	SHC	IP	TC	SHC	IP	TC	SHC	IP	TC	SHC	IP
	14	23.64	20.75	1.06	26.72	20.93	1.08	28.16	22.86	1.09	30.15	23.99	1.10	32.23	24.55	1.11	33.23	27.28	1.12
	23	23.00	20.51	1.23	26.00	20.69	1.25	27.40	22.60	1.26	29.34	23.71	1.28	31.37	24.26	1.29	32.33	26.96	1.30
	32	22.95	20.27	1.41	25.94	20.45	1.43	27.34	22.33	1.44	29.27	23.43	1.46	31.29	23.98	1.48	32.26	26.65	1.48
	41	22.46	20.12	1.74	25.38	20.29	1.77	26.76	22.16	1.78	28.65	23.26	1.80	30.63	23.79	1.83	31.57	26.44	1.84
	50	22.44	20.08	1.73	25.35	20.26	1.76	26.73	22.12	1.77	28.62	23.22	1.79	30.59	23.75	1.81	31.54	26.40	1.82
	59	22.22	20.04	1.72	25.11	20.22	1.75	26.47	22.08	1.76	28.34	23.17	1.78	30.30	23.71	1.80	31.23	26.35	1.81
	67	23.83	20.51	2.08	26.93	20.69	2.12	28.38	22.60	2.13	30.39	23.72	2.16	32.49	24.27	2.18	33.49	26.97	2.19
	77	25.43	20.98	2.62	28.74	21.17	2.67	30.30	23.12	2.69	32.44	24.26	2.72	34.68	24.82	2.75	35.75	27.59	2.76
	87	25.14	20.97	3.17	28.41	21.15	3.22	29.95	23.10	3.25	32.07	24.24	3.28	34.28	24.81	3.32	35.34	27.57	3.34
	95	24.85	20.96	3.71	28.09	21.14	3.78	29.61	23.09	3.81	31.70	24.23	3.85	33.89	24.79	3.89	34.93	27.55	3.92
	104	19.68	18.48	2.90	22.24	18.65	2.95	23.45	20.37	2.97	25.11	21.37	3.01	26.84	21.86	3.04	27.67	24.30	3.06
	115	14.51	14.50	2.08	16.40	15.51	2.12	17.29	16.94	2.14	18.51	17.77	2.16	19.79	18.18	2.19	20.40	20.21	2.20

TC : Total Capacity (kBtu/h) SHC : Sensible Heat Capacity (kBtu/h) IP : Input Power (kW)

		Indoor temperature																	
		17.8°CDB			21.1°CDB			23.9°CDB			26.7°CDB			29.4°CDB			32.2°CDB		
		12.2°CWB			15.6°CWB			17.2°CWB			19.4°CWB			21.7°CWB			22.8°CWB		
Outdoor temperature	(°CDB)	TC	SHC	IP	TC	SHC	IP	TC	SHC	IP	TC	SHC	IP	TC	SHC	IP	TC	SHC	IP
	-10.0	6.93	6.08	1.06	7.83	6.14	1.08	8.25	6.70	1.09	8.84	7.03	1.10	9.45	7.19	1.11	9.74	8.00	1.12
	-5.0	6.74	6.01	1.23	7.62	6.06	1.25	8.03	6.62	1.26	8.60	6.95	1.28	9.19	7.11	1.29	9.48	7.90	1.30
	0.0	6.73	5.94	1.41	7.60	5.99	1.43	8.01	6.55	1.44	8.58	6.87	1.46	9.17	7.03	1.48	9.45	7.81	1.48
	5.0	6.58	5.90	1.74	7.44	5.95	1.77	7.84	6.50	1.78	8.40	6.82	1.80	8.98	6.97	1.83	9.25	7.75	1.84
	10.0	6.58	5.89	1.73	7.43	5.94	1.76	7.83	6.48	1.77	8.39	6.80	1.79	8.97	6.96	1.81	9.24	7.74	1.82
	15.0	6.51	5.87	1.72	7.36	5.93	1.75	7.76	6.47	1.76	8.31	6.79	1.78	8.88	6.95	1.80	9.15	7.72	1.81
	19.4	6.98	6.01	2.08	7.89	6.06	2.12	8.32	6.62	2.13	8.91	6.95	2.16	9.52	7.11	2.18	9.82	7.90	2.19
	25.0	7.45	6.15	2.62	8.42	6.20	2.67	8.88	6.78	2.69	9.51	7.11	2.72	10.16	7.27	2.75	10.48	8.08	2.76
	30.6	7.37	6.15	3.17	8.33	6.20	3.22	8.78	6.77	3.25	9.40	7.11	3.28	10.05	7.27	3.32	10.36	8.08	3.34
	35.0	7.28	6.14	3.71	8.23	6.20	3.78	8.68	6.77	3.81	9.29	7.10	3.85	9.93	7.27	3.89	10.24	8.07	3.92
	40.0	5.77	5.42	2.90	6.52	5.47	2.95	6.87	5.97	2.97	7.36	6.26	3.01	7.87	6.41	3.04	8.11	7.12	3.06
	46.1	4.25	4.25	2.08	4.81	4.54	2.12	5.07	4.96	2.14	5.43	5.21	2.16	5.80	5.33	2.19	5.98	5.92	2.20

TC : Total Capacity (kW) SHC : Sensible Heat Capacity (kW) IP : Input Power (kW)

OUTDOOR UNIT
AOU36RLXFZ1

● Indoor unit : 7,000Btu + 9,000Btu + 14,000Btu

		Indoor temperature																	
		64 °FDB			70 °FDB			75 °FDB			80 °FDB			85 °FDB			90 °FDB		
		54 °FWB			60 °FWB			63 °FWB			67 °FWB			71 °FWB			73 °FWB		
	(°FDB)	TC	SHC	IP	TC	SHC	IP	TC	SHC	IP	TC	SHC	IP	TC	SHC	IP	TC	SHC	IP
Outdoor temperature	14	26.03	22.85	1.09	29.41	23.05	1.10	31.01	25.17	1.11	33.20	26.41	1.13	35.49	27.03	1.14	36.58	30.04	1.15
	23	25.33	22.58	1.26	28.62	22.78	1.29	30.17	24.88	1.30	32.30	26.11	1.31	34.53	26.71	1.33	35.60	29.69	1.33
	32	25.27	22.32	1.44	28.55	22.51	1.47	30.10	24.59	1.48	32.23	25.80	1.50	34.45	26.40	1.51	35.52	29.34	1.52
	41	24.73	22.15	1.78	27.95	22.34	1.82	29.46	24.40	1.83	31.54	25.60	1.85	33.72	26.20	1.87	34.76	29.11	1.88
	50	24.70	22.11	1.77	27.91	22.30	1.81	29.43	24.36	1.82	31.50	25.56	1.84	33.68	26.15	1.86	34.72	29.06	1.87
	59	24.46	22.07	1.76	27.65	22.26	1.80	29.15	24.31	1.81	31.20	25.51	1.83	33.36	26.10	1.85	34.39	29.01	1.86
	67	26.23	22.58	2.13	29.64	22.78	2.17	31.25	24.88	2.19	33.46	26.11	2.21	35.77	26.71	2.24	36.87	29.69	2.25
	77	28.00	23.10	2.69	31.64	23.30	2.74	33.35	25.45	2.76	35.71	26.71	2.79	38.18	27.33	2.82	39.35	30.37	2.84
	87	27.68	23.09	3.25	31.28	23.29	3.31	32.98	25.44	3.33	35.31	26.69	3.37	37.74	27.31	3.41	38.91	30.35	3.43
	95	27.36	23.07	3.81	30.92	23.27	3.87	32.60	25.42	3.91	34.90	26.67	3.95	37.31	27.29	4.00	38.46	30.33	4.02
	104	21.67	20.35	2.97	24.49	20.53	3.02	25.82	22.42	3.05	27.64	23.53	3.08	29.55	24.07	3.12	30.46	26.75	3.14
	115	15.98	15.97	2.14	18.06	17.07	2.17	19.04	18.65	2.19	20.38	19.57	2.22	21.79	20.02	2.24	22.46	22.25	2.25

TC : Total Capacity (kBtu/h) SHC : Sensible Heat Capacity (kBtu/h) IP : Input Power (kW)

		Indoor temperature																	
		17.8°CDB			21.1°CDB			23.9°CDB			26.7°CDB			29.4°CDB			32.2°CDB		
		12.2°CWB			15.6°CWB			17.2°CWB			19.4°CWB			21.7°CWB			22.8°CWB		
	(°CDB)	TC	SHC	IP	TC	SHC	IP	TC	SHC	IP	TC	SHC	IP	TC	SHC	IP	TC	SHC	IP
Outdoor temperature	-10.0	7.63	6.70	1.09	8.62	6.75	1.10	9.09	7.38	1.11	9.73	7.74	1.13	10.40	7.92	1.14	10.72	8.80	1.15
	-5.0	7.42	6.62	1.26	8.39	6.68	1.29	8.84	7.29	1.30	9.47	7.65	1.31	10.12	7.83	1.33	10.43	8.70	1.33
	0.0	7.41	6.54	1.44	8.37	6.60	1.47	8.82	7.21	1.48	9.45	7.56	1.50	10.10	7.74	1.51	10.41	8.60	1.52
	5.0	7.25	6.49	1.78	8.19	6.55	1.82	8.63	7.15	1.83	9.24	7.50	1.85	9.88	7.68	1.87	10.19	8.53	1.88
	10.0	7.24	6.48	1.77	8.18	6.54	1.81	8.62	7.14	1.82	9.23	7.49	1.84	9.87	7.66	1.86	10.18	8.52	1.87
	15.0	7.17	6.47	1.76	8.10	6.52	1.80	8.54	7.13	1.81	9.15	7.48	1.83	9.78	7.65	1.85	10.08	8.50	1.86
	19.4	7.69	6.62	2.13	8.69	6.68	2.17	9.16	7.29	2.19	9.81	7.65	2.21	10.48	7.83	2.24	10.81	8.70	2.25
	25.0	8.21	6.77	2.69	9.27	6.83	2.74	9.78	7.46	2.76	10.47	7.83	2.79	11.19	8.01	2.82	11.53	8.90	2.84
	30.6	8.11	6.77	3.25	9.17	6.83	3.31	9.66	7.45	3.33	10.35	7.82	3.37	11.06	8.00	3.41	11.40	8.90	3.43
	35.0	8.02	6.76	3.81	9.06	6.82	3.87	9.55	7.45	3.91	10.23	7.82	3.95	10.93	8.00	4.00	11.27	8.89	4.02
	40.0	6.35	5.96	2.97	7.18	6.02	3.02	7.57	6.57	3.05	8.10	6.90	3.08	8.66	7.06	3.12	8.93	7.84	3.14
	46.1	4.68	4.68	2.14	5.29	5.00	2.17	5.58	5.46	2.19	5.97	5.73	2.22	6.39	5.87	2.24	6.58	6.52	2.25

TC : Total Capacity (kW) SHC : Sensible Heat Capacity (kW) IP : Input Power (kW)

● Indoor unit : 7,000Btu + 9,000Btu + 18,000Btu

		Indoor temperature																	
		64 °FDB			70 °FDB			75 °FDB			80 °FDB			85 °FDB			90 °FDB		
		54 °FWB			60 °FWB			63 °FWB			67 °FWB			71 °FWB			73 °FWB		
	(°FDB)	TC	SHC	IP	TC	SHC	IP	TC	SHC	IP	TC	SHC	IP	TC	SHC	IP	TC	SHC	IP
Outdoor temperature	14	27.14	23.83	1.21	30.68	24.04	1.23	32.34	26.25	1.24	34.62	27.55	1.26	37.01	28.19	1.27	38.15	31.33	1.28
	23	26.41	23.55	1.41	29.85	23.76	1.44	31.47	25.95	1.45	33.69	27.23	1.46	36.02	27.86	1.48	37.13	30.96	1.49
	32	26.35	23.28	1.61	29.78	23.48	1.64	31.40	25.64	1.65	33.61	26.91	1.67	35.93	27.53	1.69	37.04	30.60	1.70
	41	25.79	23.10	1.99	29.15	23.30	2.03	30.73	25.45	2.04	32.90	26.70	2.07	35.17	27.32	2.09	36.25	30.37	2.10
	50	25.76	23.06	1.98	29.11	23.26	2.02	30.69	25.40	2.03	32.86	26.66	2.06	35.13	27.28	2.08	36.21	30.31	2.09
	59	25.52	23.02	1.97	28.84	23.22	2.00	30.40	25.36	2.02	32.55	26.61	2.04	34.79	27.22	2.07	35.87	30.26	2.08
	67	27.36	23.56	2.38	30.92	23.76	2.43	32.59	25.95	2.45	34.90	27.23	2.47	37.30	27.86	2.50	38.46	30.97	2.51
	77	29.20	24.10	3.00	33.00	24.31	3.05	34.79	26.55	3.08	37.25	27.86	3.11	39.82	28.50	3.15	41.05	31.68	3.17
	87	28.87	24.08	3.63	32.63	24.29	3.69	34.39	26.53	3.72	36.82	27.84	3.76	39.36	28.48	3.80	40.58	31.66	3.83
	95	28.54	24.06	4.25	32.25	24.27	4.33	34.00	26.51	4.36	36.40	27.82	4.41	38.91	28.46	4.46	40.11	31.64	4.48
	104	22.60	21.23	3.32	25.54	21.41	3.38	26.93	23.38	3.40	28.83	24.54	3.44	30.82	25.11	3.48	31.77	27.90	3.50
	115	16.67	16.65	2.39	18.83	17.81	2.43	19.85	19.45	2.45	21.26	20.41	2.48	22.72	20.88	2.50	23.43	23.20	2.52

TC : Total Capacity (kBtu/h) SHC : Sensible Heat Capacity (kBtu/h) IP : Input Power (kW)

		Indoor temperature																	
		17.8°CDB			21.1°CDB			23.9°CDB			26.7°CDB			29.4°CDB			32.2°CDB		
		12.2°CWB			15.6°CWB			17.2°CWB			19.4°CWB			21.7°CWB			22.8°CWB		
	(°CDB)	TC	SHC	IP	TC	SHC	IP	TC	SHC	IP	TC	SHC	IP	TC	SHC	IP	TC	SHC	IP
Outdoor temperature	-10.0	7.96	6.98	1.21	8.99	7.05	1.23	9.48	7.69	1.24	10.15	8.07	1.26	10.85	8.26	1.27	11.18	9.18	1.28
	-5.0	7.74	6.90	1.41	8.75	6.96	1.44	9.22	7.61	1.45	9.87	7.98	1.46	10.56	8.17	1.48	10.88	9.07	1.49
	0.0	7.72	6.82	1.61	8.73	6.88	1.64	9.20	7.52	1.65	9.85	7.89	1.67	10.53	8.07	1.69	10.86	8.97	1.70
	5.0	7.56	6.77	1.99	8.54	6.83	2.03	9.01	7.46	2.04	9.64	7.83	2.07	10.31	8.01	2.09	10.63	8.90	2.10
	10.0	7.55	6.76	1.98	8.53	6.82	2.02	8.99	7.45	2.03	9.63	7.81	2.06	10.29	7.99	2.08	10.61	8.88	2.09
	15.0	7.48	6.75	1.97	8.45	6.80	2.00	8.91	7.43	2.02	9.54	7.80	2.04	10.20	7.98	2.07	10.51	8.87	2.08
	19.4	8.02	6.90	2.38	9.06	6.96	2.43	9.55	7.61	2.45	10.23	7.98	2.47	10.93	8.17	2.50	11.27	9.08	2.51
	25.0	8.56	7.06	3.00	9.67	7.12	3.05	10.20	7.78	3.08	10.92	8.16	3.11	11.67	8.35	3.15	12.03	9.28	3.17
	30.6	8.46	7.06	3.63	9.56	7.12	3.69	10.08	7.78	3.72	10.79	8.16	3.76	11.54	8.35	3.80	11.89	9.28	3.83
	35.0	8.36	7.05	4.25	9.45	7.11	4.33	9.96	7.77	4.36	10.67	8.15	4.41	11.40	8.34	4.46	11.76	9.27	4.48
	40.0	6.62	6.22	3.32	7.49	6.28	3.38	7.89	6.85	3.40	8.45	7.19	3.44	9.03	7.36	3.48	9.31	8.18	3.50
	46.1	4.88	4.88	2.39	5.52	5.22	2.43	5.82	5.70	2.45	6.23	5.98	2.48	6.66	6.12	2.50	6.87	6.80	2.52

TC : Total Capacity (kW) SHC : Sensible Heat Capacity (kW) IP : Input Power (kW)

OUTDOOR UNIT
AOU36RLXFZ1

● Indoor unit : 7,000Btu + 12,000Btu + 12,000Btu

		Indoor temperature																	
		64 °FDB			70 °FDB			75 °FDB			80 °FDB			85 °FDB			90 °FDB		
		54 °FWB			60 °FWB			63 °FWB			67 °FWB			71 °FWB			73 °FWB		
Outdoor temperature	(°FDB)	TC	SHC	IP	TC	SHC	IP	TC	SHC	IP	TC	SHC	IP	TC	SHC	IP	TC	SHC	IP
	14	26.10	22.91	1.17	29.50	23.11	1.19	31.09	25.24	1.20	33.29	26.49	1.21	35.59	27.10	1.22	36.69	30.12	1.23
	23	25.40	22.65	1.36	28.70	22.85	1.38	30.26	24.95	1.39	32.40	26.18	1.41	34.63	26.79	1.42	35.70	29.77	1.43
	32	25.34	22.38	1.55	28.64	22.58	1.58	30.19	24.66	1.59	32.32	25.87	1.61	34.55	26.47	1.62	35.62	29.42	1.63
	41	24.80	22.21	1.92	28.03	22.40	1.95	29.55	24.47	1.97	31.63	25.68	1.99	33.82	26.27	2.01	34.86	29.20	2.02
	50	24.77	22.17	1.90	27.99	22.37	1.94	29.51	24.43	1.95	31.60	25.63	1.98	33.78	26.23	2.00	34.82	29.15	2.01
	59	24.53	22.13	1.89	27.73	22.32	1.93	29.23	24.38	1.94	31.29	25.59	1.96	33.45	26.18	1.99	34.49	29.09	2.00
	67	26.31	22.65	2.29	29.73	22.85	2.33	31.34	24.95	2.35	33.55	26.19	2.38	35.87	26.79	2.40	36.98	29.78	2.42
	77	28.08	23.17	2.89	31.73	23.37	2.94	33.45	25.53	2.96	35.81	26.78	2.99	38.29	27.40	3.03	39.47	30.46	3.04
	87	27.76	23.15	3.49	31.37	23.36	3.55	33.07	25.51	3.58	35.41	26.77	3.62	37.85	27.39	3.66	39.02	30.44	3.68
	95	27.44	23.14	4.09	31.01	23.34	4.16	32.69	25.49	4.19	35.00	26.75	4.24	37.42	27.37	4.29	38.57	30.42	4.31
	104	21.73	20.41	3.19	24.56	20.59	3.25	25.89	22.49	3.27	27.72	23.60	3.31	29.63	24.14	3.35	30.55	26.83	3.37
	115	16.02	16.01	2.29	18.11	17.12	2.33	19.09	18.70	2.35	20.44	19.62	2.38	21.85	20.08	2.41	22.52	22.31	2.42

TC : Total Capacity (kBtu/h) SHC : Sensible Heat Capacity (kBtu/h) IP : Input Power (kW)

		Indoor temperature																	
		17.8°CDB			21.1°CDB			23.9°CDB			26.7°CDB			29.4°CDB			32.2°CDB		
		12.2°CWB			15.6°CWB			17.2°CWB			19.4°CWB			21.7°CWB			22.8°CWB		
Outdoor temperature	(°CDB)	TC	SHC	IP	TC	SHC	IP	TC	SHC	IP	TC	SHC	IP	TC	SHC	IP	TC	SHC	IP
	-10.0	7.65	6.72	1.17	8.64	6.77	1.19	9.11	7.40	1.20	9.76	7.76	1.21	10.43	7.94	1.22	10.75	8.83	1.23
	-5.0	7.44	6.64	1.36	8.41	6.70	1.38	8.87	7.31	1.39	9.49	7.67	1.41	10.15	7.85	1.42	10.46	8.73	1.43
	0.0	7.43	6.56	1.55	8.39	6.62	1.58	8.85	7.23	1.59	9.47	7.58	1.61	10.13	7.76	1.62	10.44	8.62	1.63
	5.0	7.27	6.51	1.92	8.21	6.57	1.95	8.66	7.17	1.97	9.27	7.53	1.99	9.91	7.70	2.01	10.22	8.56	2.02
	10.0	7.26	6.50	1.90	8.20	6.56	1.94	8.65	7.16	1.95	9.26	7.51	1.98	9.90	7.69	2.00	10.20	8.54	2.01
	15.0	7.19	6.49	1.89	8.13	6.54	1.93	8.57	7.15	1.94	9.17	7.50	1.96	9.80	7.67	1.99	10.11	8.53	2.00
	19.4	7.71	6.64	2.29	8.71	6.70	2.33	9.19	7.31	2.35	9.83	7.67	2.38	10.51	7.85	2.40	10.84	8.73	2.42
	25.0	8.23	6.79	2.89	9.30	6.85	2.94	9.80	7.48	2.96	10.50	7.85	2.99	11.22	8.03	3.03	11.57	8.93	3.04
	30.6	8.14	6.79	3.49	9.19	6.85	3.55	9.69	7.48	3.58	10.38	7.85	3.62	11.09	8.03	3.66	11.44	8.92	3.68
	35.0	8.04	6.78	4.09	9.09	6.84	4.16	9.58	7.47	4.19	10.26	7.84	4.24	10.97	8.02	4.29	11.30	8.92	4.31
	40.0	6.37	5.98	3.19	7.20	6.03	3.25	7.59	6.59	3.27	8.12	6.92	3.31	8.68	7.08	3.35	8.95	7.86	3.37
	46.1	4.70	4.69	2.29	5.31	5.02	2.33	5.60	5.48	2.35	5.99	5.75	2.38	6.40	5.88	2.41	6.60	6.54	2.42

TC : Total Capacity (kW) SHC : Sensible Heat Capacity (kW) IP : Input Power (kW)

● Indoor unit : 7,000Btu + 12,000Btu + 14,000Btu

		Indoor temperature																	
		64 °FDB			70 °FDB			75 °FDB			80 °FDB			85 °FDB			90 °FDB		
		54 °FWB			60 °FWB			63 °FWB			67 °FWB			71 °FWB			73 °FWB		
Outdoor temperature	(°FDB)	TC	SHC	IP	TC	SHC	IP	TC	SHC	IP	TC	SHC	IP	TC	SHC	IP	TC	SHC	IP
	14	26.85	23.57	1.12	30.34	23.77	1.14	31.98	25.97	1.15	34.24	27.25	1.16	36.61	27.88	1.18	37.74	30.98	1.18
	23	26.12	23.29	1.31	29.52	23.50	1.33	31.12	25.66	1.34	33.32	26.93	1.35	35.62	27.55	1.37	36.72	30.62	1.38
	32	26.06	23.02	1.49	29.45	23.22	1.52	31.05	25.36	1.53	33.24	26.61	1.55	35.54	27.23	1.56	36.64	30.26	1.57
	41	25.51	22.84	1.84	28.83	23.04	1.88	30.39	25.17	1.89	32.54	26.41	1.91	34.78	27.02	1.93	35.86	30.03	1.94
	50	25.48	22.81	1.83	28.79	23.00	1.87	30.35	25.13	1.88	32.50	26.37	1.90	34.74	26.98	1.92	35.81	29.98	1.93
	59	25.24	22.76	1.82	28.52	22.96	1.85	30.06	25.08	1.87	32.19	26.32	1.89	34.41	26.93	1.91	35.47	29.92	1.92
	67	27.06	23.30	2.20	30.58	23.50	2.24	32.23	25.67	2.26	34.51	26.93	2.29	36.89	27.56	2.31	38.03	30.63	2.33
	77	28.88	23.83	2.78	32.64	24.04	2.83	34.41	26.25	2.85	36.84	27.55	2.88	39.38	28.19	2.91	40.59	31.33	2.93
	87	28.55	23.82	3.35	32.27	24.02	3.41	34.02	26.24	3.44	36.42	27.53	3.48	38.93	28.17	3.52	40.13	31.31	3.54
	95	28.22	23.80	3.93	31.90	24.01	4.00	33.62	26.22	4.04	36.00	27.52	4.08	38.48	28.15	4.13	39.67	31.29	4.15
	104	22.35	20.99	3.07	25.26	21.18	3.12	26.63	23.13	3.15	28.51	24.27	3.18	30.48	24.83	3.22	31.42	27.60	3.24
	115	16.48	16.47	2.21	18.63	17.61	2.25	19.64	19.23	2.26	21.02	20.18	2.29	22.47	20.65	2.32	23.17	22.95	2.33

TC : Total Capacity (kBtu/h) SHC : Sensible Heat Capacity (kBtu/h) IP : Input Power (kW)

		Indoor temperature																	
		17.8°CDB			21.1°CDB			23.9°CDB			26.7°CDB			29.4°CDB			32.2°CDB		
		12.2°CWB			15.6°CWB			17.2°CWB			19.4°CWB			21.7°CWB			22.8°CWB		
Outdoor temperature	(°CDB)	TC	SHC	IP	TC	SHC	IP	TC	SHC	IP	TC	SHC	IP	TC	SHC	IP	TC	SHC	IP
	-10.0	7.87	6.91	1.12	8.89	6.97	1.14	9.37	7.61	1.15	10.04	7.99	1.16	10.73	8.17	1.18	11.06	9.08	1.18
	-5.0	7.66	6.83	1.31	8.65	6.89	1.33	9.12	7.52	1.34	9.77	7.89	1.35	10.44	8.08	1.37	10.76	8.97	1.38
	0.0	7.64	6.75	1.49	8.63	6.81	1.52	9.10	7.43	1.53	9.74	7.80	1.55	10.42	7.98	1.56	10.74	8.87	1.57
	5.0	7.48	6.70	1.84	8.45	6.75	1.88	8.91	7.38	1.89	9.54	7.74	1.91	10.19	7.92	1.93	10.51	8.80	1.94
	10.0	7.47	6.68	1.83	8.44	6.74	1.87	8.90	7.36	1.88	9.52	7.73	1.90	10.18	7.91	1.92	10.50	8.79	1.93
	15.0	7.40	6.67	1.82	8.36	6.73	1.85	8.81	7.35	1.87	9.43	7.71	1.89	10.08	7.89	1.91	10.40	8.77	1.92
	19.4	7.93	6.83	2.20	8.96	6.89	2.24	9.45	7.52	2.26	10.12	7.89	2.29	10.81	8.08	2.31	11.15	8.98	2.33
	25.0	8.46	6.98	2.78	9.57	7.05	2.83	10.08	7.69	2.85	10.80	8.07	2.88	11.54	8.26	2.91	11.90	9.18	2.93
	30.6	8.37	6.98	3.35	9.46	7.04	3.41	9.97	7.69	3.44	10.67	8.07	3.48	11.41	8.26	3.52	11.76	9.18	3.54
	35.0	8.27	6.98	3.93	9.35	7.04	4.00	9.85	7.68	4.04	10.55	8.06	4.08	11.28	8.25	4.13	11.63	9.17	4.15
	40.0	6.55	6.15	3.07	7.40	6.21	3.12	7.80	6.78	3.15	8.36	7.11	3.18	8.93	7.28	3.22	9.21	8.09	3.24
	46.1	4.83	4.83	2.21	5.46	5.16	2.25	5.75	5.64	2.26	6.16	5.92	2.29	6.59	6.05	2.32	6.79	6.73	2.33

TC : Total Capacity (kW) SHC : Sensible Heat Capacity (kW) IP : Input Power (kW)

OUTDOOR UNIT
AOU36RLXFZ1

● Indoor unit : 7,000Btu + 12,000Btu + 18,000Btu

		Indoor temperature																	
		64 °FDB			70 °FDB			75 °FDB			80 °FDB			85 °FDB			90 °FDB		
		54 °FWB			60 °FWB			63 °FWB			67 °FWB			71 °FWB			73 °FWB		
Outdoor temperature	(°FDB)	TC	SHC	IP	TC	SHC	IP	TC	SHC	IP	TC	SHC	IP	TC	SHC	IP	TC	SHC	IP
	14	27.59	24.22	1.23	31.18	24.43	1.25	32.87	26.69	1.26	35.19	28.00	1.28	37.62	28.65	1.29	38.78	31.84	1.30
	23	26.85	23.94	1.43	30.34	24.15	1.46	31.99	26.38	1.47	34.25	27.68	1.49	36.61	28.32	1.50	37.74	31.47	1.51
	32	26.79	23.66	1.64	30.27	23.87	1.66	31.91	26.07	1.68	34.17	27.35	1.70	36.53	27.99	1.72	37.65	31.10	1.73
	41	26.22	23.48	2.02	29.63	23.68	2.06	31.23	25.87	2.08	33.44	27.14	2.10	35.75	27.77	2.12	36.85	30.87	2.14
	50	26.19	23.44	2.01	29.59	23.64	2.05	31.20	25.82	2.07	33.40	27.10	2.09	35.71	27.72	2.11	36.81	30.81	2.12
	59	25.94	23.40	2.00	29.31	23.60	2.04	30.90	25.77	2.05	33.08	27.05	2.08	35.36	27.67	2.10	36.46	30.76	2.11
	67	27.81	23.94	2.42	31.43	24.15	2.46	33.13	26.38	2.48	35.47	27.68	2.51	37.92	28.32	2.54	39.09	31.48	2.55
	77	29.68	24.49	3.05	33.54	24.71	3.10	35.36	26.98	3.13	37.86	28.32	3.16	40.47	28.97	3.20	41.72	32.20	3.22
	87	29.35	24.48	3.68	33.16	24.69	3.75	34.96	26.97	3.78	37.43	28.30	3.82	40.01	28.95	3.87	41.25	32.18	3.89
	95	29.01	24.46	4.32	32.78	24.68	4.39	34.56	26.95	4.43	37.00	28.28	4.48	39.55	28.93	4.53	40.77	32.16	4.56
	104	22.97	21.58	3.37	25.96	21.76	3.43	27.37	23.77	3.46	29.30	24.94	3.50	31.33	25.52	3.54	32.29	28.36	3.56
	115	16.94	16.93	2.42	19.14	18.10	2.47	20.18	19.77	2.49	21.61	20.74	2.51	23.10	21.22	2.54	23.81	23.59	2.56

TC : Total Capacity (kBtu/h) SHC : Sensible Heat Capacity (kBtu/h) IP : Input Power (kW)

		Indoor temperature																	
		17.8°CDB			21.1°CDB			23.9°CDB			26.7°CDB			29.4°CDB			32.2°CDB		
		12.2°CWB			15.6°CWB			17.2°CWB			19.4°CWB			21.7°CWB			22.8°CWB		
Outdoor temperature	(°CDB)	TC	SHC	IP	TC	SHC	IP	TC	SHC	IP	TC	SHC	IP	TC	SHC	IP	TC	SHC	IP
	-10.0	8.09	7.10	1.23	9.14	7.16	1.25	9.63	7.82	1.26	10.31	8.21	1.28	11.03	8.40	1.29	11.37	9.33	1.30
	-5.0	7.87	7.02	1.43	8.89	7.08	1.46	9.37	7.73	1.47	10.04	8.11	1.49	10.73	8.30	1.50	11.06	9.22	1.51
	0.0	7.85	6.93	1.64	8.87	6.99	1.66	9.35	7.64	1.68	10.01	8.02	1.70	10.71	8.20	1.72	11.04	9.12	1.73
	5.0	7.68	6.88	2.02	8.68	6.94	2.06	9.15	7.58	2.08	9.80	7.96	2.10	10.48	8.14	2.12	10.80	9.05	2.14
	10.0	7.67	6.87	2.01	8.67	6.93	2.05	9.14	7.57	2.07	9.79	7.94	2.09	10.46	8.13	2.11	10.79	9.03	2.12
	15.0	7.60	6.86	2.00	8.59	6.92	2.04	9.06	7.55	2.05	9.70	7.93	2.08	10.36	8.11	2.10	10.68	9.01	2.11
	19.4	8.15	7.02	2.42	9.21	7.08	2.46	9.71	7.73	2.48	10.40	8.11	2.51	11.11	8.30	2.54	11.46	9.23	2.55
	25.0	8.70	7.18	3.05	9.83	7.24	3.10	10.36	7.91	3.13	11.10	8.30	3.16	11.86	8.49	3.20	12.23	9.44	3.22
	30.6	8.60	7.17	3.68	9.72	7.24	3.75	10.25	7.90	3.78	10.97	8.29	3.82	11.73	8.49	3.87	12.09	9.43	3.89
	35.0	8.50	7.17	4.32	9.61	7.23	4.39	10.13	7.90	4.43	10.84	8.29	4.48	11.59	8.48	4.53	11.95	9.42	4.56
	40.0	6.73	6.32	3.37	7.61	6.38	3.43	8.02	6.97	3.46	8.59	7.31	3.50	9.18	7.48	3.54	9.46	8.31	3.56
	46.1	4.96	4.96	2.42	5.61	5.30	2.47	5.91	5.79	2.49	6.33	6.08	2.51	6.77	6.22	2.54	6.98	6.91	2.56

TC : Total Capacity (kW) SHC : Sensible Heat Capacity (kW) IP : Input Power (kW)

● Indoor unit : 9,000Btu + 9,000Btu + 9,000Btu

		Indoor temperature																	
		64 °FDB			70 °FDB			75 °FDB			80 °FDB			85 °FDB			90 °FDB		
		54 °FWB			60 °FWB			63 °FWB			67 °FWB			71 °FWB			73 °FWB		
Outdoor temperature	(°FDB)	TC	SHC	IP	TC	SHC	IP	TC	SHC	IP	TC	SHC	IP	TC	SHC	IP	TC	SHC	IP
	14	22.82	20.03	1.02	25.79	20.21	1.03	27.19	22.07	1.04	29.11	23.16	1.05	31.11	23.70	1.07	32.07	26.34	1.07
	23	22.21	19.80	1.18	25.09	19.97	1.20	26.45	21.81	1.21	28.32	22.89	1.23	30.28	23.42	1.24	31.21	26.03	1.25
	32	22.15	19.57	1.35	25.04	19.74	1.37	26.39	21.56	1.39	28.26	22.62	1.40	30.21	23.15	1.42	31.14	25.72	1.43
	41	21.68	19.42	1.67	24.50	19.59	1.70	25.83	21.39	1.72	27.66	22.45	1.73	29.56	22.97	1.75	30.48	25.53	1.76
	50	21.66	19.38	1.66	24.47	19.55	1.69	25.80	21.36	1.71	27.62	22.41	1.72	29.53	22.93	1.74	30.44	25.48	1.75
	59	21.45	19.35	1.65	24.24	19.52	1.68	25.55	21.32	1.70	27.36	22.37	1.71	29.25	22.89	1.73	30.15	25.44	1.74
	67	23.00	19.80	2.00	25.99	19.98	2.03	27.40	21.82	2.05	29.34	22.89	2.07	31.36	23.42	2.10	32.33	26.03	2.11
	77	24.55	20.26	2.52	27.74	20.43	2.56	29.25	22.32	2.58	31.31	23.42	2.61	33.47	23.96	2.64	34.51	26.63	2.66
	87	24.27	20.24	3.04	27.43	20.42	3.10	28.91	22.30	3.12	30.96	23.40	3.16	33.09	23.94	3.19	34.11	26.61	3.21
	95	23.99	20.23	3.57	27.11	20.41	3.63	28.58	22.29	3.66	30.60	23.39	3.70	32.71	23.93	3.74	33.72	26.59	3.76
	104	19.00	17.84	2.78	21.47	18.00	2.83	22.64	19.66	2.86	24.23	20.63	2.89	25.91	21.11	2.92	26.71	23.46	2.94
	115	14.01	14.00	2.00	15.83	14.97	2.04	16.69	16.35	2.05	17.87	17.16	2.08	19.10	17.55	2.10	19.69	19.51	2.11

TC : Total Capacity (kBtu/h) SHC : Sensible Heat Capacity (kBtu/h) IP : Input Power (kW)

		Indoor temperature																	
		17.8°CDB			21.1°CDB			23.9°CDB			26.7°CDB			29.4°CDB			32.2°CDB		
		12.2°CWB			15.6°CWB			17.2°CWB			19.4°CWB			21.7°CWB			22.8°CWB		
Outdoor temperature	(°CDB)	TC	SHC	IP	TC	SHC	IP	TC	SHC	IP	TC	SHC	IP	TC	SHC	IP	TC	SHC	IP
	-10.0	6.69	5.87	1.02	7.56	5.92	1.03	7.97	6.47	1.04	8.53	6.79	1.05	9.12	6.94	1.07	9.40	7.72	1.07
	-5.0	6.51	5.80	1.18	7.35	5.85	1.20	7.75	6.39	1.21	8.30	6.71	1.23	8.87	6.86	1.24	9.15	7.63	1.25
	0.0	6.49	5.73	1.35	7.34	5.78	1.37	7.74	6.32	1.39	8.28	6.63	1.40	8.85	6.78	1.42	9.13	7.54	1.43
	5.0	6.35	5.69	1.67	7.18	5.74	1.70	7.57	6.27	1.72	8.11	6.58	1.73	8.66	6.73	1.75	8.93	7.48	1.76
	10.0	6.35	5.68	1.66	7.17	5.73	1.69	7.56	6.26	1.71	8.10	6.57	1.72	8.65	6.72	1.74	8.92	7.47	1.75
	15.0	6.29	5.67	1.65	7.10	5.72	1.68	7.49	6.25	1.70	8.02	6.56	1.71	8.57	6.71	1.73	8.84	7.45	1.74
	19.4	6.74	5.80	2.00	7.62	5.85	2.03	8.03	6.39	2.05	8.60	6.71	2.07	9.19	6.86	2.10	9.47	7.63	2.11
	25.0	7.19	5.94	2.52	8.13	5.99	2.56	8.57	6.54	2.58	9.18	6.86	2.61	9.81	7.02	2.64	10.11	7.80	2.66
	30.6	7.11	5.93	3.04	8.04	5.98	3.10	8.47	6.54	3.12	9.07	6.86	3.16	9.70	7.02	3.19	10.00	7.80	3.21
	35.0	7.03	5.93	3.57	7.95	5.98	3.63	8.38	6.53	3.66	8.97	6.85	3.70	9.59	7.01	3.74	9.88	7.79	3.76
	40.0	5.57	5.23	2.78	6.29	5.28	2.83	6.63	5.76	2.86	7.10	6.05	2.89	7.59	6.19	2.92	7.83	6.87	2.94
	46.1	4.11	4.10	2.00	4.64	4.39	2.04	4.89	4.79	2.05	5.24	5.03	2.08	5.60	5.14	2.10	5.77	5.72	2.11

TC : Total Capacity (kW) SHC : Sensible Heat Capacity (kW) IP : Input Power (kW)

OUTDOOR UNIT
AOU36RLXFZ1

● Indoor unit : 9,000Btu + 9,000Btu + 12,000Btu

		Indoor temperature																	
		64 °FDB			70 °FDB			75 °FDB			80 °FDB			85 °FDB			90 °FDB		
		54 °FWB			60 °FWB			63 °FWB			67 °FWB			71 °FWB			73 °FWB		
Outdoor temperature	(°FDB)	TC	SHC	IP	TC	SHC	IP	TC	SHC	IP	TC	SHC	IP	TC	SHC	IP	TC	SHC	IP
	14	25.28	22.19	1.13	28.57	22.39	1.15	30.12	24.45	1.16	32.25	25.66	1.17	34.47	26.25	1.18	35.53	29.18	1.19
	23	24.60	21.94	1.31	27.80	22.13	1.34	29.31	24.17	1.35	31.38	25.36	1.36	33.54	25.95	1.38	34.58	28.84	1.38
	32	24.54	21.68	1.50	27.74	21.87	1.52	29.24	23.88	1.54	31.31	25.06	1.55	33.47	25.64	1.57	34.50	28.50	1.58
	41	24.02	21.51	1.85	27.15	21.70	1.89	28.62	23.70	1.90	30.64	24.87	1.92	32.75	25.45	1.94	33.76	28.28	1.95
	50	23.99	21.48	1.84	27.11	21.66	1.87	28.58	23.66	1.89	30.60	24.83	1.91	32.71	25.40	1.93	33.72	28.23	1.94
	59	23.76	21.44	1.83	26.86	21.62	1.86	28.31	23.62	1.88	30.31	24.78	1.90	32.40	25.35	1.92	33.40	28.18	1.93
	67	25.48	21.94	2.22	28.79	22.13	2.25	30.35	24.17	2.27	32.50	25.36	2.30	34.74	25.95	2.32	35.81	28.84	2.34
	77	27.20	22.44	2.79	30.73	22.64	2.84	32.40	24.72	2.86	34.69	25.94	2.89	37.08	26.54	2.93	38.23	29.50	2.94
	87	26.89	22.43	3.37	30.38	22.62	3.43	32.03	24.71	3.46	34.29	25.93	3.50	36.66	26.53	3.54	37.79	29.48	3.56
	95	26.58	22.41	3.95	30.04	22.61	4.02	31.66	24.69	4.05	33.90	25.91	4.10	36.24	26.51	4.15	37.36	29.46	4.17
	104	21.05	19.77	3.09	23.79	19.94	3.14	25.08	21.78	3.17	26.85	22.85	3.20	28.70	23.38	3.24	29.59	25.99	3.25
	115	15.52	15.51	2.22	17.54	16.58	2.26	18.49	18.11	2.28	19.80	19.01	2.30	21.16	19.44	2.33	21.82	21.61	2.34

TC : Total Capacity (kBtu/h) SHC : Sensible Heat Capacity (kBtu/h) IP : Input Power (kW)

		Indoor temperature																	
		17.8°CDB			21.1°CDB			23.9°CDB			26.7°CDB			29.4°CDB			32.2°CDB		
		12.2°CWB			15.6°CWB			17.2°CWB			19.4°CWB			21.7°CWB			22.8°CWB		
Outdoor temperature	(°CDB)	TC	SHC	IP	TC	SHC	IP	TC	SHC	IP	TC	SHC	IP	TC	SHC	IP	TC	SHC	IP
	-10.0	7.41	6.50	1.13	8.37	6.56	1.15	8.83	7.17	1.16	9.45	7.52	1.17	10.10	7.69	1.18	10.41	8.55	1.19
	-5.0	7.21	6.43	1.31	8.15	6.49	1.34	8.59	7.08	1.35	9.20	7.43	1.36	9.83	7.60	1.38	10.13	8.45	1.38
	0.0	7.19	6.35	1.50	8.13	6.41	1.52	8.57	7.00	1.54	9.18	7.35	1.55	9.81	7.51	1.57	10.11	8.35	1.58
	5.0	7.04	6.30	1.85	7.96	6.36	1.89	8.39	6.95	1.90	8.98	7.29	1.92	9.60	7.46	1.94	9.90	8.29	1.95
	10.0	7.03	6.29	1.84	7.95	6.35	1.87	8.38	6.93	1.89	8.97	7.28	1.91	9.59	7.44	1.93	9.88	8.27	1.94
	15.0	6.96	6.28	1.83	7.87	6.34	1.86	8.30	6.92	1.88	8.88	7.26	1.90	9.50	7.43	1.92	9.79	8.26	1.93
	19.4	7.47	6.43	2.22	8.44	6.49	2.25	8.90	7.08	2.27	9.53	7.43	2.30	10.18	7.61	2.32	10.50	8.45	2.34
	25.0	7.97	6.58	2.79	9.01	6.63	2.84	9.50	7.25	2.86	10.17	7.60	2.89	10.87	7.78	2.93	11.20	8.65	2.94
	30.6	7.88	6.57	3.37	8.91	6.63	3.43	9.39	7.24	3.46	10.05	7.60	3.50	10.74	7.77	3.54	11.08	8.64	3.56
	35.0	7.79	6.57	3.95	8.80	6.63	4.02	9.28	7.24	4.05	9.94	7.59	4.10	10.62	7.77	4.15	10.95	8.63	4.17
	40.0	6.17	5.79	3.09	6.97	5.84	3.14	7.35	6.38	3.17	7.87	6.70	3.20	8.41	6.85	3.24	8.67	7.62	3.25
	46.1	4.55	4.55	2.22	5.14	4.86	2.26	5.42	5.31	2.28	5.80	5.57	2.30	6.20	5.70	2.33	6.39	6.33	2.34

TC : Total Capacity (kW) SHC : Sensible Heat Capacity (kW) IP : Input Power (kW)

● Indoor unit : 9,000Btu + 9,000Btu + 14,000Btu

		Indoor temperature																	
		64 °FDB			70 °FDB			75 °FDB			80 °FDB			85 °FDB			90 °FDB		
		54 °FWB			60 °FWB			63 °FWB			67 °FWB			71 °FWB			73 °FWB		
Outdoor temperature	(°FDB)	TC	SHC	IP	TC	SHC	IP	TC	SHC	IP	TC	SHC	IP	TC	SHC	IP	TC	SHC	IP
	14	26.92	23.63	1.12	30.42	23.84	1.14	32.07	26.04	1.15	34.34	27.32	1.17	36.71	27.95	1.18	37.84	31.07	1.19
	23	26.20	23.36	1.31	29.60	23.56	1.33	31.21	25.73	1.34	33.41	27.01	1.36	35.72	27.63	1.37	36.82	30.71	1.38
	32	26.14	23.08	1.49	29.54	23.29	1.52	31.14	25.43	1.53	33.34	26.69	1.55	35.64	27.31	1.57	36.74	30.35	1.58
	41	25.58	22.91	1.85	28.91	23.11	1.88	30.47	25.24	1.90	32.63	26.48	1.92	34.88	27.10	1.94	35.96	30.12	1.95
	50	25.55	22.87	1.84	28.87	23.07	1.87	30.44	25.19	1.89	32.59	26.44	1.91	34.84	27.05	1.93	35.91	30.06	1.94
	59	25.31	22.83	1.83	28.60	23.03	1.86	30.15	25.15	1.87	32.28	26.39	1.90	34.50	27.00	1.92	35.57	30.01	1.93
	67	27.13	23.36	2.21	30.66	23.57	2.25	32.32	25.74	2.27	34.61	27.01	2.29	37.00	27.63	2.32	38.14	30.71	2.33
	77	28.96	23.90	2.78	32.73	24.11	2.83	34.50	26.33	2.86	36.94	27.63	2.89	39.49	28.27	2.92	40.71	31.41	2.94
	87	28.63	23.88	3.36	32.36	24.09	3.42	34.11	26.31	3.45	36.52	27.61	3.49	39.04	28.25	3.53	40.24	31.39	3.55
	95	28.30	23.87	3.94	31.98	24.07	4.01	33.72	26.29	4.05	36.10	27.59	4.09	38.59	28.23	4.14	39.78	31.37	4.16
	104	22.42	21.05	3.08	25.33	21.23	3.13	26.70	23.19	3.16	28.59	24.34	3.19	30.56	24.90	3.23	31.51	27.67	3.25
	115	16.53	16.51	2.21	18.68	17.66	2.25	19.69	19.29	2.27	21.08	20.24	2.30	22.54	20.71	2.32	23.23	23.01	2.33

TC : Total Capacity (kBtu/h) SHC : Sensible Heat Capacity (kBtu/h) IP : Input Power (kW)

		Indoor temperature																	
		17.8°CDB			21.1°CDB			23.9°CDB			26.7°CDB			29.4°CDB			32.2°CDB		
		12.2°CWB			15.6°CWB			17.2°CWB			19.4°CWB			21.7°CWB			22.8°CWB		
Outdoor temperature	(°CDB)	TC	SHC	IP	TC	SHC	IP	TC	SHC	IP	TC	SHC	IP	TC	SHC	IP	TC	SHC	IP
	-10.0	7.89	6.93	1.12	8.92	6.99	1.14	9.40	7.63	1.15	10.06	8.01	1.17	10.76	8.19	1.18	11.09	9.11	1.19
	-5.0	7.68	6.85	1.31	8.68	6.91	1.33	9.15	7.54	1.34	9.79	7.91	1.36	10.47	8.10	1.37	10.79	9.00	1.38
	0.0	7.66	6.77	1.49	8.66	6.82	1.52	9.13	7.45	1.53	9.77	7.82	1.55	10.44	8.00	1.57	10.77	8.89	1.58
	5.0	7.50	6.71	1.85	8.47	6.77	1.88	8.93	7.40	1.90	9.56	7.76	1.92	10.22	7.94	1.94	10.54	8.83	1.95
	10.0	7.49	6.70	1.84	8.46	6.76	1.87	8.92	7.38	1.89	9.55	7.75	1.91	10.21	7.93	1.93	10.53	8.81	1.94
	15.0	7.42	6.69	1.83	8.38	6.75	1.86	8.84	7.37	1.87	9.46	7.73	1.90	10.11	7.91	1.92	10.42	8.79	1.93
	19.4	7.95	6.85	2.21	8.99	6.91	2.25	9.47	7.54	2.27	10.14	7.92	2.29	10.84	8.10	2.32	11.18	9.00	2.33
	25.0	8.49	7.00	2.78	9.59	7.06	2.83	10.11	7.72	2.86	10.83	8.10	2.89	11.57	8.28	2.92	11.93	9.21	2.94
	30.6	8.39	7.00	3.36	9.48	7.06	3.42	10.00	7.71	3.45	10.70	8.09	3.49	11.44	8.28	3.53	11.80	9.20	3.55
	35.0	8.29	6.99	3.94	9.37	7.06	4.01	9.88	7.71	4.05	10.58	8.09	4.09	11.31	8.27	4.14	11.66	9.20	4.16
	40.0	6.57	6.17	3.08	7.42	6.22	3.13	7.83	6.80	3.16	8.38	7.13	3.19	8.96	7.30	3.23	9.23	8.11	3.25
	46.1	4.84	4.84	2.21	5.47	5.18	2.25	5.77	5.65	2.27	6.18	5.93	2.30	6.61	6.07	2.32	6.81	6.74	2.33

TC : Total Capacity (kW) SHC : Sensible Heat Capacity (kW) IP : Input Power (kW)

OUTDOOR UNIT
AOU36RLXFZ1

● Indoor unit : 9,000Btu + 9,000Btu + 18,000Btu

		Indoor temperature																	
		64 °FDB			70 °FDB			75 °FDB			80 °FDB			85 °FDB			90 °FDB		
		54 °FWB			60 °FWB			63 °FWB			67 °FWB			71 °FWB			73 °FWB		
Outdoor temperature	(°FDB)	TC	SHC	IP	TC	SHC	IP	TC	SHC	IP	TC	SHC	IP	TC	SHC	IP	TC	SHC	IP
	14	27.59	24.22	1.23	31.18	24.43	1.25	32.87	26.69	1.26	35.19	28.00	1.28	37.62	28.65	1.29	38.78	31.84	1.30
	23	26.85	23.94	1.43	30.34	24.15	1.46	31.99	26.38	1.47	34.25	27.68	1.49	36.61	28.32	1.50	37.74	31.47	1.51
	32	26.79	23.66	1.64	30.27	23.87	1.66	31.91	26.07	1.68	34.17	27.35	1.70	36.53	27.99	1.72	37.65	31.10	1.73
	41	26.22	23.48	2.02	29.63	23.68	2.06	31.23	25.87	2.08	33.44	27.14	2.10	35.75	27.77	2.12	36.85	30.87	2.14
	50	26.19	23.44	2.01	29.59	23.64	2.05	31.20	25.82	2.07	33.40	27.10	2.09	35.71	27.72	2.11	36.81	30.81	2.12
	59	25.94	23.40	2.00	29.31	23.60	2.04	30.90	25.77	2.05	33.08	27.05	2.08	35.36	27.67	2.10	36.46	30.76	2.11
	67	27.81	23.94	2.42	31.43	24.15	2.46	33.13	26.38	2.48	35.47	27.68	2.51	37.92	28.32	2.54	39.09	31.48	2.55
	77	29.68	24.49	3.05	33.54	24.71	3.10	35.36	26.98	3.13	37.86	28.32	3.16	40.47	28.97	3.20	41.72	32.20	3.22
	87	29.35	24.48	3.68	33.16	24.69	3.75	34.96	26.97	3.78	37.43	28.30	3.82	40.01	28.95	3.87	41.25	32.18	3.89
	95	29.01	24.46	4.32	32.78	24.68	4.39	34.56	26.95	4.43	37.00	28.28	4.48	39.55	28.93	4.53	40.77	32.16	4.56
	104	22.97	21.58	3.37	25.96	21.76	3.43	27.37	23.77	3.46	29.30	24.94	3.50	31.33	25.52	3.54	32.29	28.36	3.56
	115	16.94	16.93	2.42	19.14	18.10	2.47	20.18	19.77	2.49	21.61	20.74	2.51	23.10	21.22	2.54	23.81	23.59	2.56

TC : Total Capacity (kBtu/h) SHC : Sensible Heat Capacity (kBtu/h) IP : Input Power (kW)

		Indoor temperature																	
		17.8°CDB			21.1°CDB			23.9°CDB			26.7°CDB			29.4°CDB			32.2°CDB		
		12.2°CWB			15.6°CWB			17.2°CWB			19.4°CWB			21.7°CWB			22.8°CWB		
Outdoor temperature	(°CDB)	TC	SHC	IP	TC	SHC	IP	TC	SHC	IP	TC	SHC	IP	TC	SHC	IP	TC	SHC	IP
	-10.0	8.09	7.10	1.23	9.14	7.16	1.25	9.63	7.82	1.26	10.31	8.21	1.28	11.03	8.40	1.29	11.37	9.33	1.30
	-5.0	7.87	7.02	1.43	8.89	7.08	1.46	9.37	7.73	1.47	10.04	8.11	1.49	10.73	8.30	1.50	11.06	9.22	1.51
	0.0	7.85	6.93	1.64	8.87	6.99	1.66	9.35	7.64	1.68	10.01	8.02	1.70	10.71	8.20	1.72	11.04	9.12	1.73
	5.0	7.68	6.88	2.02	8.68	6.94	2.06	9.15	7.58	2.08	9.80	7.96	2.10	10.48	8.14	2.12	10.80	9.05	2.14
	10.0	7.67	6.87	2.01	8.67	6.93	2.05	9.14	7.57	2.07	9.79	7.94	2.09	10.46	8.13	2.11	10.79	9.03	2.12
	15.0	7.60	6.86	2.00	8.59	6.92	2.04	9.06	7.55	2.05	9.70	7.93	2.08	10.36	8.11	2.10	10.68	9.01	2.11
	19.4	8.15	7.02	2.42	9.21	7.08	2.46	9.71	7.73	2.48	10.40	8.11	2.51	11.11	8.30	2.54	11.46	9.23	2.55
	25.0	8.70	7.18	3.05	9.83	7.24	3.10	10.36	7.91	3.13	11.10	8.30	3.16	11.86	8.49	3.20	12.23	9.44	3.22
	30.6	8.60	7.17	3.68	9.72	7.24	3.75	10.25	7.90	3.78	10.97	8.29	3.82	11.73	8.49	3.87	12.09	9.43	3.89
	35.0	8.50	7.17	4.32	9.61	7.23	4.39	10.13	7.90	4.43	10.84	8.29	4.48	11.59	8.48	4.53	11.95	9.42	4.56
	40.0	6.73	6.32	3.37	7.61	6.38	3.43	8.02	6.97	3.46	8.59	7.31	3.50	9.18	7.48	3.54	9.46	8.31	3.56
	46.1	4.96	4.96	2.42	5.61	5.30	2.47	5.91	5.79	2.49	6.33	6.08	2.51	6.77	6.22	2.54	6.98	6.91	2.56

TC : Total Capacity (kW) SHC : Sensible Heat Capacity (kW) IP : Input Power (kW)

● Indoor unit : 9,000Btu + 12,000Btu + 12,000Btu

		Indoor temperature																	
		64 °FDB			70 °FDB			75 °FDB			80 °FDB			85 °FDB			90 °FDB		
		54 °FWB			60 °FWB			63 °FWB			67 °FWB			71 °FWB			73 °FWB		
Outdoor temperature	(°FDB)	TC	SHC	IP	TC	SHC	IP	TC	SHC	IP	TC	SHC	IP	TC	SHC	IP	TC	SHC	IP
	14	26.92	23.63	1.20	30.42	23.84	1.22	32.07	26.04	1.23	34.34	27.32	1.25	36.71	27.95	1.26	37.84	31.07	1.27
	23	26.20	23.36	1.40	29.60	23.56	1.42	31.21	25.73	1.43	33.41	27.01	1.45	35.72	27.63	1.47	36.82	30.71	1.48
	32	26.14	23.08	1.60	29.54	23.29	1.62	31.14	25.43	1.64	33.34	26.69	1.66	35.64	27.31	1.67	36.74	30.35	1.68
	41	25.58	22.91	1.97	28.91	23.11	2.01	30.47	25.24	2.03	32.63	26.48	2.05	34.88	27.10	2.07	35.96	30.12	2.08
	50	25.55	22.87	1.96	28.87	23.07	2.00	30.44	25.19	2.01	32.59	26.44	2.04	34.84	27.05	2.06	35.91	30.06	2.07
	59	25.31	22.83	1.95	28.60	23.03	1.99	30.15	25.15	2.00	32.28	26.39	2.03	34.50	27.00	2.05	35.57	30.01	2.06
	67	27.13	23.36	2.36	30.66	23.57	2.40	32.32	25.74	2.42	34.61	27.01	2.45	37.00	27.63	2.48	38.14	30.71	2.49
	77	28.96	23.90	2.97	32.73	24.11	3.03	34.50	26.33	3.05	36.94	27.63	3.09	39.49	28.27	3.12	40.71	31.41	3.14
	87	28.63	23.88	3.59	32.36	24.09	3.66	34.11	26.31	3.69	36.52	27.61	3.73	39.04	28.25	3.77	40.24	31.39	3.79
	95	28.30	23.87	4.21	31.98	24.07	4.29	33.72	26.29	4.32	36.10	27.59	4.37	38.59	28.23	4.42	39.78	31.37	4.44
	104	22.42	21.05	3.29	25.33	21.23	3.35	26.70	23.19	3.37	28.59	24.34	3.41	30.56	24.90	3.45	31.51	27.67	3.47
	115	16.53	16.51	2.36	18.68	17.66	2.41	19.69	19.29	2.43	21.08	20.24	2.45	22.54	20.71	2.48	23.23	23.01	2.49

TC : Total Capacity (kBtu/h) SHC : Sensible Heat Capacity (kBtu/h) IP : Input Power (kW)

		Indoor temperature																	
		17.8°CDB			21.1°CDB			23.9°CDB			26.7°CDB			29.4°CDB			32.2°CDB		
		12.2°CWB			15.6°CWB			17.2°CWB			19.4°CWB			21.7°CWB			22.8°CWB		
Outdoor temperature	(°CDB)	TC	SHC	IP	TC	SHC	IP	TC	SHC	IP	TC	SHC	IP	TC	SHC	IP	TC	SHC	IP
	-10.0	7.89	6.93	1.20	8.92	6.99	1.22	9.40	7.63	1.23	10.06	8.01	1.25	10.76	8.19	1.26	11.09	9.11	1.27
	-5.0	7.68	6.85	1.40	8.68	6.91	1.42	9.15	7.54	1.43	9.79	7.91	1.45	10.47	8.10	1.47	10.79	9.00	1.48
	0.0	7.66	6.77	1.60	8.66	6.82	1.62	9.13	7.45	1.64	9.77	7.82	1.66	10.44	8.00	1.67	10.77	8.89	1.68
	5.0	7.50	6.71	1.97	8.47	6.77	2.01	8.93	7.40	2.03	9.56	7.76	2.05	10.22	7.94	2.07	10.54	8.83	2.08
	10.0	7.49	6.70	1.96	8.46	6.76	2.00	8.92	7.38	2.01	9.55	7.75	2.04	10.21	7.93	2.06	10.53	8.81	2.07
	15.0	7.42	6.69	1.95	8.38	6.75	1.99	8.84	7.37	2.00	9.46	7.73	2.03	10.11	7.91	2.05	10.42	8.79	2.06
	19.4	7.95	6.85	2.36	8.99	6.91	2.40	9.47	7.54	2.42	10.14	7.92	2.45	10.84	8.10	2.48	11.18	9.00	2.49
	25.0	8.49	7.00	2.97	9.59	7.06	3.03	10.11	7.72	3.05	10.83	8.10	3.09	11.57	8.28	3.12	11.93	9.21	3.14
	30.6	8.39	7.00	3.59	9.48	7.06	3.66	10.00	7.71	3.69	10.70	8.09	3.73	11.44	8.28	3.77	11.80	9.20	3.79
	35.0	8.29	6.99	4.21	9.37	7.06	4.29	9.88	7.71	4.32	10.58	8.09	4.37	11.31	8.27	4.42	11.66	9.20	4.44
	40.0	6.57	6.17	3.29	7.42	6.22	3.35	7.83	6.80	3.37	8.38	7.13	3.41	8.96	7.30	3.45	9.23	8.11	3.47
	46.1	4.84	4.84	2.36	5.47	5.18	2.41	5.77	5.65	2.43	6.18	5.93	2.45	6.61	6.07	2.48	6.81	6.74	2.49

TC : Total Capacity (kW) SHC : Sensible Heat Capacity (kW) IP : Input Power (kW)

OUTDOOR UNIT
AOU36RLXFZ1

● Indoor unit : 9,000Btu + 12,000Btu + 14,000Btu

		Indoor temperature																	
		64 °FDB			70 °FDB			75 °FDB			80 °FDB			85 °FDB			90 °FDB		
		54 °FWB			60 °FWB			63 °FWB			67 °FWB			71 °FWB			73 °FWB		
Outdoor temperature	(°FDB)	TC	SHC	IP	TC	SHC	IP	TC	SHC	IP	TC	SHC	IP	TC	SHC	IP	TC	SHC	IP
	14	27.59	24.22	1.15	31.18	24.43	1.17	32.87	26.69	1.18	35.19	28.00	1.19	37.62	28.65	1.21	38.78	31.84	1.22
	23	26.85	23.94	1.34	30.34	24.15	1.36	31.99	26.38	1.38	34.25	27.68	1.39	36.61	28.32	1.41	37.74	31.47	1.41
	32	26.79	23.66	1.53	30.27	23.87	1.56	31.91	26.07	1.57	34.17	27.35	1.59	36.53	27.99	1.61	37.65	31.10	1.61
	41	26.22	23.48	1.89	29.63	23.68	1.93	31.23	25.87	1.94	33.44	27.14	1.96	35.75	27.77	1.99	36.85	30.87	2.00
	50	26.19	23.44	1.88	29.59	23.64	1.92	31.20	25.82	1.93	33.40	27.10	1.95	35.71	27.72	1.98	36.81	30.81	1.99
	59	25.94	23.40	1.87	29.31	23.60	1.90	30.90	25.77	1.92	33.08	27.05	1.94	35.36	27.67	1.96	36.46	30.76	1.97
	67	27.81	23.94	2.26	31.43	24.15	2.30	33.13	26.38	2.32	35.47	27.68	2.35	37.92	28.32	2.38	39.09	31.48	2.39
	77	29.68	24.49	2.85	33.54	24.71	2.90	35.36	26.98	2.93	37.86	28.32	2.96	40.47	28.97	2.99	41.72	32.20	3.01
	87	29.35	24.48	3.45	33.16	24.69	3.51	34.96	26.97	3.53	37.43	28.30	3.57	40.01	28.95	3.62	41.25	32.18	3.63
	95	29.01	24.46	4.04	32.78	24.68	4.11	34.56	26.95	4.14	37.00	28.28	4.19	39.55	28.93	4.24	40.77	32.16	4.26
	104	22.97	21.58	3.15	25.96	21.76	3.21	27.37	23.77	3.23	29.30	24.94	3.27	31.33	25.52	3.31	32.29	28.36	3.33
	115	16.94	16.93	2.27	19.14	18.10	2.31	20.18	19.77	2.33	21.61	20.74	2.35	23.10	21.22	2.38	23.81	23.59	2.39

TC : Total Capacity (kBtu/h) SHC : Sensible Heat Capacity (kBtu/h) IP : Input Power (kW)

		Indoor temperature																	
		17.8°CDB			21.1°CDB			23.9°CDB			26.7°CDB			29.4°CDB			32.2°CDB		
		12.2°CWB			15.6°CWB			17.2°CWB			19.4°CWB			21.7°CWB			22.8°CWB		
Outdoor temperature	(°CDB)	TC	SHC	IP	TC	SHC	IP	TC	SHC	IP	TC	SHC	IP	TC	SHC	IP	TC	SHC	IP
	-10.0	8.09	7.10	1.15	9.14	7.16	1.17	9.63	7.82	1.18	10.31	8.21	1.19	11.03	8.40	1.21	11.37	9.33	1.22
	-5.0	7.87	7.02	1.34	8.89	7.08	1.36	9.37	7.73	1.38	10.04	8.11	1.39	10.73	8.30	1.41	11.06	9.22	1.41
	0.0	7.85	6.93	1.53	8.87	6.99	1.56	9.35	7.64	1.57	10.01	8.02	1.59	10.71	8.20	1.61	11.04	9.12	1.61
	5.0	7.68	6.88	1.89	8.68	6.94	1.93	9.15	7.58	1.94	9.80	7.96	1.96	10.48	8.14	1.99	10.80	9.05	2.00
	10.0	7.67	6.87	1.88	8.67	6.93	1.92	9.14	7.57	1.93	9.79	7.94	1.95	10.46	8.13	1.98	10.79	9.03	1.99
	15.0	7.60	6.86	1.87	8.59	6.92	1.90	9.06	7.55	1.92	9.70	7.93	1.94	10.36	8.11	1.96	10.68	9.01	1.97
	19.4	8.15	7.02	2.26	9.21	7.08	2.30	9.71	7.73	2.32	10.40	8.11	2.35	11.11	8.30	2.38	11.46	9.23	2.39
	25.0	8.70	7.18	2.85	9.83	7.24	2.90	10.36	7.91	2.93	11.10	8.30	2.96	11.86	8.49	2.99	12.23	9.44	3.01
	30.6	8.60	7.17	3.45	9.72	7.24	3.51	10.25	7.90	3.53	10.97	8.29	3.57	11.73	8.49	3.62	12.09	9.43	3.63
	35.0	8.50	7.17	4.04	9.61	7.23	4.11	10.13	7.90	4.14	10.84	8.29	4.19	11.59	8.48	4.24	11.95	9.42	4.26
	40.0	6.73	6.32	3.15	7.61	6.38	3.21	8.02	6.97	3.23	8.59	7.31	3.27	9.18	7.48	3.31	9.46	8.31	3.33
	46.1	4.96	4.96	2.27	5.61	5.30	2.31	5.91	5.79	2.33	6.33	6.08	2.35	6.77	6.22	2.38	6.98	6.91	2.39

TC : Total Capacity (kW) SHC : Sensible Heat Capacity (kW) IP : Input Power (kW)

● Indoor unit : 9,000Btu + 12,000Btu + 18,000Btu

		Indoor temperature																	
		64 °FDB			70 °FDB			75 °FDB			80 °FDB			85 °FDB			90 °FDB		
		54 °FWB			60 °FWB			63 °FWB			67 °FWB			71 °FWB			73 °FWB		
Outdoor temperature	(°FDB)	TC	SHC	IP	TC	SHC	IP	TC	SHC	IP	TC	SHC	IP	TC	SHC	IP	TC	SHC	IP
	14	27.59	24.22	1.23	31.18	24.43	1.25	32.87	26.69	1.26	35.19	28.00	1.28	37.62	28.65	1.29	38.78	31.84	1.30
	23	26.85	23.94	1.43	30.34	24.15	1.46	31.99	26.38	1.47	34.25	27.68	1.49	36.61	28.32	1.50	37.74	31.47	1.51
	32	26.79	23.66	1.64	30.27	23.87	1.66	31.91	26.07	1.68	34.17	27.35	1.70	36.53	27.99	1.72	37.65	31.10	1.73
	41	26.22	23.48	2.02	29.63	23.68	2.06	31.23	25.87	2.08	33.44	27.14	2.10	35.75	27.77	2.12	36.85	30.87	2.14
	50	26.19	23.44	2.01	29.59	23.64	2.05	31.20	25.82	2.07	33.40	27.10	2.09	35.71	27.72	2.11	36.81	30.81	2.12
	59	25.94	23.40	2.00	29.31	23.60	2.04	30.90	25.77	2.05	33.08	27.05	2.08	35.36	27.67	2.10	36.46	30.76	2.11
	67	27.81	23.94	2.42	31.43	24.15	2.46	33.13	26.38	2.48	35.47	27.68	2.51	37.92	28.32	2.54	39.09	31.48	2.55
	77	29.68	24.49	3.05	33.54	24.71	3.10	35.36	26.98	3.13	37.86	28.32	3.16	40.47	28.97	3.20	41.72	32.20	3.22
	87	29.35	24.48	3.68	33.16	24.69	3.75	34.96	26.97	3.78	37.43	28.30	3.82	40.01	28.95	3.87	41.25	32.18	3.89
	95	29.01	24.46	4.32	32.78	24.68	4.39	34.56	26.95	4.43	37.00	28.28	4.48	39.55	28.93	4.53	40.77	32.16	4.56
	104	22.97	21.58	3.37	25.96	21.76	3.43	27.37	23.77	3.46	29.30	24.94	3.50	31.33	25.52	3.54	32.29	28.36	3.56
	115	16.94	16.93	2.42	19.14	18.10	2.47	20.18	19.77	2.49	21.61	20.74	2.51	23.10	21.22	2.54	23.81	23.59	2.56

TC : Total Capacity (kBtu/h) SHC : Sensible Heat Capacity (kBtu/h) IP : Input Power (kW)

		Indoor temperature																	
		17.8°CDB			21.1°CDB			23.9°CDB			26.7°CDB			29.4°CDB			32.2°CDB		
		12.2°CWB			15.6°CWB			17.2°CWB			19.4°CWB			21.7°CWB			22.8°CWB		
Outdoor temperature	(°CDB)	TC	SHC	IP	TC	SHC	IP	TC	SHC	IP	TC	SHC	IP	TC	SHC	IP	TC	SHC	IP
	-10.0	8.09	7.10	1.23	9.14	7.16	1.25	9.63	7.82	1.26	10.31	8.21	1.28	11.03	8.40	1.29	11.37	9.33	1.30
	-5.0	7.87	7.02	1.43	8.89	7.08	1.46	9.37	7.73	1.47	10.04	8.11	1.49	10.73	8.30	1.50	11.06	9.22	1.51
	0.0	7.85	6.93	1.64	8.87	6.99	1.66	9.35	7.64	1.68	10.01	8.02	1.70	10.71	8.20	1.72	11.04	9.12	1.73
	5.0	7.68	6.88	2.02	8.68	6.94	2.06	9.15	7.58	2.08	9.80	7.96	2.10	10.48	8.14	2.12	10.80	9.05	2.14
	10.0	7.67	6.87	2.01	8.67	6.93	2.05	9.14	7.57	2.07	9.79	7.94	2.09	10.46	8.13	2.11	10.79	9.03	2.12
	15.0	7.60	6.86	2.00	8.59	6.92	2.04	9.06	7.55	2.05	9.70	7.93	2.08	10.36	8.11	2.10	10.68	9.01	2.11
	19.4	8.15	7.02	2.42	9.21	7.08	2.46	9.71	7.73	2.48	10.40	8.11	2.51	11.11	8.30	2.54	11.46	9.23	2.55
	25.0	8.70	7.18	3.05	9.83	7.24	3.10	10.36	7.91	3.13	11.10	8.30	3.16	11.86	8.49	3.20	12.23	9.44	3.22
	30.6	8.60	7.17	3.68	9.72	7.24	3.75	10.25	7.90	3.78	10.97	8.29	3.82	11.73	8.49	3.87	12.09	9.43	3.89
	35.0	8.50	7.17	4.32	9.61	7.23	4.39	10.13	7.90	4.43	10.84	8.29	4.48	11.59	8.48	4.53	11.95	9.42	4.56
	40.0	6.73	6.32	3.37	7.61	6.38	3.43	8.02	6.97	3.46	8.59	7.31	3.50	9.18	7.48	3.54	9.46	8.31	3.56
	46.1	4.96	4.96	2.42	5.61	5.30	2.47	5.91	5.79	2.49	6.33	6.08	2.51	6.77	6.22	2.54	6.98	6.91	2.56

TC : Total Capacity (kW) SHC : Sensible Heat Capacity (kW) IP : Input Power (kW)

OUTDOOR UNIT
AOU36RLXFZ1

● Indoor unit : 12,000Btu + 12,000Btu + 12,000Btu

		Indoor temperature																	
		64 °FDB			70 °FDB			75 °FDB			80 °FDB			85 °FDB			90 °FDB		
		54 °FWB			60 °FWB			63 °FWB			67 °FWB			71 °FWB			73 °FWB		
	(°FDB)	TC	SHC	IP	TC	SHC	IP	TC	SHC	IP	TC	SHC	IP	TC	SHC	IP	TC	SHC	IP
Outdoor temperature	14	27.52	24.16	1.23	31.10	24.37	1.25	32.78	26.61	1.26	35.10	27.93	1.27	37.52	28.57	1.29	38.68	31.76	1.30
	23	26.78	23.88	1.43	30.26	24.09	1.46	31.90	26.31	1.47	34.15	27.60	1.48	36.51	28.24	1.50	37.64	31.39	1.51
	32	26.72	23.60	1.63	30.19	23.80	1.66	31.83	26.00	1.67	34.08	27.28	1.69	36.43	27.91	1.71	37.55	31.02	1.72
	41	26.15	23.42	2.02	29.55	23.62	2.06	31.15	25.80	2.07	33.35	27.07	2.10	35.65	27.70	2.12	36.75	30.78	2.13
	50	26.12	23.38	2.01	29.51	23.58	2.04	31.11	25.75	2.06	33.31	27.02	2.08	35.61	27.65	2.11	36.71	30.73	2.12
	59	25.87	23.33	2.00	29.23	23.54	2.03	30.82	25.71	2.05	32.99	26.97	2.07	35.27	27.60	2.10	36.36	30.67	2.11
	67	27.73	23.88	2.42	31.34	24.09	2.46	33.04	26.31	2.48	35.38	27.61	2.51	37.82	28.25	2.53	38.98	31.39	2.55
	77	29.60	24.43	3.04	33.45	24.64	3.10	35.27	26.91	3.12	37.76	28.24	3.16	40.36	28.89	3.19	41.61	32.11	3.21
	87	29.27	24.41	3.68	33.07	24.62	3.74	34.87	26.89	3.77	37.33	28.22	3.81	39.90	28.87	3.86	41.14	32.09	3.88
	95	28.93	24.40	4.31	32.69	24.61	4.39	34.46	26.88	4.42	36.90	28.20	4.47	39.45	28.86	4.52	40.66	32.07	4.55
	104	22.91	21.52	3.36	25.89	21.71	3.42	27.30	23.71	3.45	29.22	24.88	3.49	31.24	25.45	3.53	32.21	28.29	3.55
	115	16.89	16.88	2.42	19.09	18.05	2.46	20.13	19.71	2.48	21.55	20.69	2.51	23.04	21.17	2.54	23.75	23.52	2.55

TC : Total Capacity (kBtu/h) SHC : Sensible Heat Capacity (kBtu/h) IP : Input Power (kW)

		Indoor temperature																	
		17.8°CDB			21.1°CDB			23.9°CDB			26.7°CDB			29.4°CDB			32.2°CDB		
		12.2°CWB			15.6°CWB			17.2°CWB			19.4°CWB			21.7°CWB			22.8°CWB		
	(°CDB)	TC	SHC	IP	TC	SHC	IP	TC	SHC	IP	TC	SHC	IP	TC	SHC	IP	TC	SHC	IP
Outdoor temperature	-10.0	8.06	7.08	1.23	9.11	7.14	1.25	9.61	7.80	1.26	10.29	8.19	1.27	11.00	8.37	1.29	11.34	9.31	1.30
	-5.0	7.85	7.00	1.43	8.87	7.06	1.46	9.35	7.71	1.47	10.01	8.09	1.48	10.70	8.28	1.50	11.03	9.20	1.51
	0.0	7.83	6.92	1.63	8.85	6.98	1.66	9.33	7.62	1.67	9.99	8.00	1.69	10.68	8.18	1.71	11.01	9.09	1.72
	5.0	7.66	6.86	2.02	8.66	6.92	2.06	9.13	7.56	2.07	9.77	7.93	2.10	10.45	8.12	2.12	10.77	9.02	2.13
	10.0	7.65	6.85	2.01	8.65	6.91	2.04	9.12	7.55	2.06	9.76	7.92	2.08	10.44	8.10	2.11	10.76	9.01	2.12
	15.0	7.58	6.84	2.00	8.57	6.90	2.03	9.03	7.53	2.05	9.67	7.91	2.07	10.34	8.09	2.10	10.66	8.99	2.11
	19.4	8.13	7.00	2.42	9.19	7.06	2.46	9.68	7.71	2.48	10.37	8.09	2.51	11.08	8.28	2.53	11.43	9.20	2.55
	25.0	8.68	7.16	3.04	9.80	7.22	3.10	10.34	7.89	3.12	11.07	8.28	3.16	11.83	8.47	3.19	12.20	9.41	3.21
	30.6	8.58	7.15	3.68	9.69	7.22	3.74	10.22	7.88	3.77	10.94	8.27	3.81	11.70	8.46	3.86	12.06	9.41	3.88
	35.0	8.48	7.15	4.31	9.58	7.21	4.39	10.10	7.88	4.42	10.81	8.27	4.47	11.56	8.46	4.52	11.92	9.40	4.55
	40.0	6.72	6.31	3.36	7.59	6.36	3.42	8.00	6.95	3.45	8.57	7.29	3.49	9.16	7.46	3.53	9.44	8.29	3.55
	46.1	4.95	4.95	2.42	5.60	5.29	2.46	5.90	5.78	2.48	6.32	6.06	2.51	6.75	6.20	2.54	6.96	6.89	2.55

TC : Total Capacity (kW) SHC : Sensible Heat Capacity (kW) IP : Input Power (kW)

● Indoor unit : 12,000Btu + 12,000Btu + 14,000Btu

		Indoor temperature																	
		64 °FDB			70 °FDB			75 °FDB			80 °FDB			85 °FDB			90 °FDB		
		54 °FWB			60 °FWB			63 °FWB			67 °FWB			71 °FWB			73 °FWB		
	(°FDB)	TC	SHC	IP	TC	SHC	IP	TC	SHC	IP	TC	SHC	IP	TC	SHC	IP	TC	SHC	IP
Outdoor temperature	14	27.59	24.22	1.15	31.18	24.43	1.17	32.87	26.69	1.18	35.19	28.00	1.19	37.62	28.65	1.21	38.78	31.84	1.22
	23	26.85	23.94	1.34	30.34	24.15	1.36	31.99	26.38	1.38	34.25	27.68	1.39	36.61	28.32	1.41	37.74	31.47	1.41
	32	26.79	23.66	1.53	30.27	23.87	1.56	31.91	26.07	1.57	34.17	27.35	1.59	36.53	27.99	1.61	37.65	31.10	1.61
	41	26.22	23.48	1.89	29.63	23.68	1.93	31.23	25.87	1.94	33.44	27.14	1.96	35.75	27.77	1.99	36.85	30.87	2.00
	50	26.19	23.44	1.88	29.59	23.64	1.92	31.20	25.82	1.93	33.40	27.10	1.95	35.71	27.72	1.98	36.81	30.81	1.99
	59	25.94	23.40	1.87	29.31	23.60	1.90	30.90	25.77	1.92	33.08	27.05	1.94	35.36	27.67	1.96	36.46	30.76	1.97
	67	27.81	23.94	2.26	31.43	24.15	2.30	33.13	26.38	2.32	35.47	27.68	2.35	37.92	28.32	2.38	39.09	31.48	2.39
	77	29.68	24.49	2.85	33.54	24.71	2.90	35.36	26.98	2.93	37.86	28.32	2.96	40.47	28.97	2.99	41.72	32.20	3.01
	87	29.35	24.48	3.45	33.16	24.69	3.51	34.96	26.97	3.53	37.43	28.30	3.57	40.01	28.95	3.62	41.25	32.18	3.63
	95	29.01	24.46	4.04	32.78	24.68	4.11	34.56	26.95	4.14	37.00	28.28	4.19	39.55	28.93	4.24	40.77	32.16	4.26
	104	22.97	21.58	3.15	25.96	21.76	3.21	27.37	23.77	3.23	29.30	24.94	3.27	31.33	25.52	3.31	32.29	28.36	3.33
	115	16.94	16.93	2.27	19.14	18.10	2.31	20.18	19.77	2.33	21.61	20.74	2.35	23.10	21.22	2.38	23.81	23.59	2.39

TC : Total Capacity (kBtu/h) SHC : Sensible Heat Capacity (kBtu/h) IP : Input Power (kW)

		Indoor temperature																	
		17.8°CDB			21.1°CDB			23.9°CDB			26.7°CDB			29.4°CDB			32.2°CDB		
		12.2°CWB			15.6°CWB			17.2°CWB			19.4°CWB			21.7°CWB			22.8°CWB		
	(°CDB)	TC	SHC	IP	TC	SHC	IP	TC	SHC	IP	TC	SHC	IP	TC	SHC	IP	TC	SHC	IP
Outdoor temperature	-10.0	8.09	7.10	1.15	9.14	7.16	1.17	9.63	7.82	1.18	10.31	8.21	1.19	11.03	8.40	1.21	11.37	9.33	1.22
	-5.0	7.87	7.02	1.34	8.89	7.08	1.36	9.37	7.73	1.38	10.04	8.11	1.39	10.73	8.30	1.41	11.06	9.22	1.41
	0.0	7.85	6.93	1.53	8.87	6.99	1.56	9.35	7.64	1.57	10.01	8.02	1.59	10.71	8.20	1.61	11.04	9.12	1.61
	5.0	7.68	6.88	1.89	8.68	6.94	1.93	9.15	7.58	1.94	9.80	7.96	1.96	10.48	8.14	1.99	10.80	9.05	2.00
	10.0	7.67	6.87	1.88	8.67	6.93	1.92	9.14	7.57	1.93	9.79	7.94	1.95	10.46	8.13	1.98	10.79	9.03	1.99
	15.0	7.60	6.86	1.87	8.59	6.92	1.90	9.06	7.55	1.92	9.70	7.93	1.94	10.36	8.11	1.96	10.68	9.01	1.97
	19.4	8.15	7.02	2.26	9.21	7.08	2.30	9.71	7.73	2.32	10.40	8.11	2.35	11.11	8.30	2.38	11.46	9.23	2.39
	25.0	8.70	7.18	2.85	9.83	7.24	2.90	10.36	7.91	2.93	11.10	8.30	2.96	11.86	8.49	2.99	12.23	9.44	3.01
	30.6	8.60	7.17	3.45	9.72	7.24	3.51	10.25	7.90	3.53	10.97	8.29	3.57	11.73	8.49	3.62	12.09	9.43	3.63
	35.0	8.50	7.17	4.04	9.61	7.23	4.11	10.13	7.90	4.14	10.84	8.29	4.19	11.59	8.48	4.24	11.95	9.42	4.26
	40.0	6.73	6.32	3.15	7.61	6.38	3.21	8.02	6.97	3.23	8.59	7.31	3.27	9.18	7.48	3.31	9.46	8.31	3.33
	46.1	4.96	4.96	2.27	5.61	5.30	2.31	5.91	5.79	2.33	6.33	6.08	2.35	6.77	6.22	2.38	6.98	6.91	2.39

TC : Total Capacity (kW) SHC : Sensible Heat Capacity (kW) IP : Input Power (kW)

OUTDOOR UNIT
AOU36RLXFZ1

● Indoor unit : 7,000Btu + 7,000Btu + 7,000Btu + 7,000Btu

		Indoor temperature																	
		64 °FDB			70 °FDB			75 °FDB			80 °FDB			85 °FDB			90 °FDB		
		54 °FWB			60 °FWB			63 °FWB			67 °FWB			71 °FWB			73 °FWB		
Outdoor temperature	(°FDB)	TC	SHC	IP	TC	SHC	IP	TC	SHC	IP	TC	SHC	IP	TC	SHC	IP	TC	SHC	IP
	14	23.86	20.95	1.00	26.97	21.13	1.02	28.43	23.08	1.03	30.44	24.22	1.04	32.54	24.78	1.05	33.54	27.54	1.06
	23	23.22	20.71	1.16	26.24	20.89	1.19	27.66	22.81	1.20	29.62	23.94	1.21	31.66	24.49	1.22	32.64	27.22	1.23
	32	23.17	20.46	1.33	26.18	20.64	1.35	27.60	22.54	1.36	29.55	23.66	1.38	31.59	24.20	1.39	32.56	26.90	1.40
	41	22.67	20.31	1.64	25.62	20.48	1.67	27.01	22.37	1.69	28.92	23.48	1.71	30.92	24.02	1.73	31.87	26.69	1.74
	50	22.65	20.27	1.64	25.59	20.45	1.66	26.98	22.33	1.68	28.89	23.44	1.70	30.88	23.98	1.72	31.83	26.65	1.73
	59	22.43	20.23	1.63	25.35	20.41	1.65	26.72	22.29	1.67	28.61	23.39	1.69	30.59	23.93	1.71	31.53	26.60	1.72
	67	24.05	20.71	1.97	27.18	20.89	2.00	28.65	22.81	2.02	30.68	23.94	2.04	32.79	24.49	2.06	33.81	27.22	2.08
	77	25.67	21.18	2.48	29.01	21.37	2.52	30.58	23.34	2.54	32.74	24.49	2.57	35.00	25.06	2.60	36.08	27.85	2.61
	87	25.38	21.17	2.99	28.68	21.35	3.05	30.24	23.32	3.07	32.37	24.47	3.10	34.61	25.04	3.14	35.67	27.83	3.16
	95	25.09	21.16	3.51	28.35	21.34	3.57	29.89	23.31	3.60	32.00	24.46	3.64	34.21	25.02	3.68	35.26	27.81	3.70
	104	19.87	18.66	2.74	22.45	18.82	2.79	23.67	20.56	2.81	25.34	21.57	2.84	27.09	22.07	2.87	27.93	24.53	2.89
	115	14.65	14.64	1.97	16.56	15.65	2.00	17.45	17.10	2.02	18.69	17.94	2.04	19.98	18.36	2.07	20.59	20.40	2.08

TC : Total Capacity (kBtu/h) SHC : Sensible Heat Capacity (kBtu/h) IP : Input Power (kW)

		Indoor temperature																	
		17.8°CDB			21.1°CDB			23.9°CDB			26.7°CDB			29.4°CDB			32.2°CDB		
		12.2°CWB			15.6°CWB			17.2°CWB			19.4°CWB			21.7°CWB			22.8°CWB		
Outdoor temperature	(°CDB)	TC	SHC	IP	TC	SHC	IP	TC	SHC	IP	TC	SHC	IP	TC	SHC	IP	TC	SHC	IP
	-10.0	6.99	6.14	1.00	7.90	6.19	1.02	8.33	6.76	1.03	8.92	7.10	1.04	9.54	7.26	1.05	9.83	8.07	1.06
	-5.0	6.81	6.07	1.16	7.69	6.12	1.19	8.11	6.69	1.20	8.68	7.02	1.21	9.28	7.18	1.22	9.57	7.98	1.23
	0.0	6.79	6.00	1.33	7.67	6.05	1.35	8.09	6.61	1.36	8.66	6.93	1.38	9.26	7.09	1.39	9.54	7.88	1.40
	5.0	6.65	5.95	1.64	7.51	6.00	1.67	7.92	6.56	1.69	8.48	6.88	1.71	9.06	7.04	1.73	9.34	7.82	1.74
	10.0	6.64	5.94	1.64	7.50	5.99	1.66	7.91	6.55	1.68	8.47	6.87	1.70	9.05	7.03	1.72	9.33	7.81	1.73
	15.0	6.57	5.93	1.63	7.43	5.98	1.65	7.83	6.53	1.67	8.39	6.86	1.69	8.96	7.01	1.71	9.24	7.80	1.72
	19.4	7.05	6.07	1.97	7.97	6.12	2.00	8.40	6.69	2.02	8.99	7.02	2.04	9.61	7.18	2.06	9.91	7.98	2.08
	25.0	7.52	6.21	2.48	8.50	6.26	2.52	8.96	6.84	2.54	9.60	7.18	2.57	10.26	7.34	2.60	10.58	8.16	2.61
	30.6	7.44	6.20	2.99	8.41	6.26	3.05	8.86	6.84	3.07	9.49	7.17	3.10	10.14	7.34	3.14	10.46	8.16	3.16
	35.0	7.35	6.20	3.51	8.31	6.25	3.57	8.76	6.83	3.60	9.38	7.17	3.64	10.03	7.33	3.68	10.34	8.15	3.70
	40.0	5.82	5.47	2.74	6.58	5.52	2.79	6.94	6.03	2.81	7.43	6.32	2.84	7.94	6.47	2.87	8.19	7.19	2.89
	46.1	4.29	4.29	1.97	4.85	4.59	2.00	5.12	5.01	2.02	5.48	5.26	2.04	5.85	5.38	2.07	6.04	5.98	2.08

TC : Total Capacity (kW) SHC : Sensible Heat Capacity (kW) IP : Input Power (kW)

● Indoor unit : 7,000Btu + 7,000Btu + 7,000Btu + 9,000Btu

		Indoor temperature																	
		64 °FDB			70 °FDB			75 °FDB			80 °FDB			85 °FDB			90 °FDB		
		54 °FWB			60 °FWB			63 °FWB			67 °FWB			71 °FWB			73 °FWB		
Outdoor temperature	(°FDB)	TC	SHC	IP	TC	SHC	IP	TC	SHC	IP	TC	SHC	IP	TC	SHC	IP	TC	SHC	IP
	14	25.50	22.39	1.07	28.82	22.59	1.09	30.38	24.67	1.10	32.53	25.88	1.11	34.77	26.48	1.12	35.85	29.43	1.13
	23	24.82	22.13	1.25	28.05	22.32	1.27	29.57	24.38	1.28	31.65	25.58	1.29	33.84	26.18	1.31	34.88	29.09	1.32
	32	24.76	21.87	1.42	27.98	22.06	1.45	29.50	24.09	1.46	31.58	25.28	1.48	33.76	25.87	1.49	34.80	28.75	1.50
	41	24.23	21.70	1.76	27.39	21.89	1.79	28.87	23.91	1.81	30.91	25.09	1.83	33.04	25.67	1.85	34.06	28.53	1.86
	50	24.20	21.67	1.75	27.35	21.85	1.78	28.84	23.87	1.80	30.87	25.05	1.82	33.00	25.63	1.84	34.02	28.48	1.85
	59	23.97	21.62	1.74	27.09	21.81	1.77	28.56	23.82	1.79	30.58	25.00	1.81	32.69	25.58	1.83	33.70	28.43	1.84
	67	25.71	22.13	2.11	29.05	22.33	2.14	30.62	24.38	2.16	32.79	25.59	2.19	35.05	26.18	2.21	36.13	29.09	2.22
	77	27.44	22.64	2.65	31.01	22.84	2.70	32.69	24.94	2.72	35.00	26.17	2.75	37.41	26.78	2.79	38.57	29.76	2.80
	87	27.12	22.62	3.21	30.65	22.82	3.26	32.31	24.93	3.29	34.60	26.16	3.33	36.98	26.76	3.36	38.13	29.74	3.38
	95	26.81	22.61	3.76	30.30	22.81	3.83	31.94	24.91	3.86	34.20	26.14	3.90	36.56	26.74	3.94	37.69	29.72	3.97
	104	21.24	19.94	2.93	24.00	20.12	2.99	25.30	21.97	3.01	27.09	23.06	3.04	28.96	23.59	3.08	29.85	26.22	3.10
	115	15.66	15.65	2.11	17.70	16.73	2.15	18.65	18.27	2.16	19.97	19.17	2.19	21.35	19.62	2.21	22.01	21.80	2.23

TC : Total Capacity (kBtu/h) SHC : Sensible Heat Capacity (kBtu/h) IP : Input Power (kW)

		Indoor temperature																	
		17.8°CDB			21.1°CDB			23.9°CDB			26.7°CDB			29.4°CDB			32.2°CDB		
		12.2°CWB			15.6°CWB			17.2°CWB			19.4°CWB			21.7°CWB			22.8°CWB		
Outdoor temperature	(°CDB)	TC	SHC	IP	TC	SHC	IP	TC	SHC	IP	TC	SHC	IP	TC	SHC	IP	TC	SHC	IP
	-10.0	7.47	6.56	1.07	8.45	6.62	1.09	8.90	7.23	1.10	9.53	7.59	1.11	10.19	7.76	1.12	10.51	8.63	1.13
	-5.0	7.27	6.49	1.25	8.22	6.54	1.27	8.67	7.15	1.28	9.28	7.50	1.29	9.92	7.67	1.31	10.22	8.53	1.32
	0.0	7.26	6.41	1.42	8.20	6.47	1.45	8.65	7.06	1.46	9.26	7.41	1.48	9.89	7.58	1.49	10.20	8.43	1.50
	5.0	7.10	6.36	1.76	8.03	6.42	1.79	8.46	7.01	1.81	9.06	7.35	1.83	9.68	7.52	1.85	9.98	8.36	1.86
	10.0	7.09	6.35	1.75	8.02	6.41	1.78	8.45	7.00	1.80	9.05	7.34	1.82	9.67	7.51	1.84	9.97	8.35	1.85
	15.0	7.03	6.34	1.74	7.94	6.39	1.77	8.37	6.98	1.79	8.96	7.33	1.81	9.58	7.50	1.83	9.88	8.33	1.84
	19.4	7.53	6.49	2.11	8.51	6.54	2.14	8.98	7.15	2.16	9.61	7.50	2.19	10.27	7.67	2.21	10.59	8.53	2.22
	25.0	8.04	6.64	2.65	9.09	6.69	2.70	9.58	7.31	2.72	10.26	7.67	2.75	10.96	7.85	2.79	11.30	8.72	2.80
	30.6	7.95	6.63	3.21	8.98	6.69	3.26	9.47	7.31	3.29	10.14	7.67	3.33	10.84	7.84	3.36	11.17	8.72	3.38
	35.0	7.86	6.63	3.76	8.88	6.68	3.83	9.36	7.30	3.86	10.02	7.66	3.90	10.72	7.84	3.94	11.05	8.71	3.97
	40.0	6.22	5.84	2.93	7.03	5.90	2.99	7.41	6.44	3.01	7.94	6.76	3.04	8.49	6.91	3.08	8.75	7.68	3.10
	46.1	4.59	4.59	2.11	5.19	4.90	2.15	5.47	5.36	2.16	5.85	5.62	2.19	6.26	5.75	2.21	6.45	6.39	2.23

TC : Total Capacity (kW) SHC : Sensible Heat Capacity (kW) IP : Input Power (kW)

OUTDOOR UNIT
AOU36RLXFZ1

● Indoor unit : 7,000Btu + 7,000Btu + 7,000Btu + 12,000Btu

		Indoor temperature																	
		64 °FDB			70 °FDB			75 °FDB			80 °FDB			85 °FDB			90 °FDB		
		54 °FWB			60 °FWB			63 °FWB			67 °FWB			71 °FWB			73 °FWB		
	(°FDB)	TC	SHC	IP	TC	SHC	IP	TC	SHC	IP	TC	SHC	IP	TC	SHC	IP	TC	SHC	IP
Outdoor temperature	14	26.92	23.63	1.14	30.42	23.84	1.16	32.07	26.04	1.17	34.34	27.32	1.19	36.71	27.95	1.20	37.84	31.07	1.21
	23	26.20	23.36	1.33	29.60	23.56	1.35	31.21	25.73	1.37	33.41	27.01	1.38	35.72	27.63	1.40	36.82	30.71	1.40
	32	26.14	23.08	1.52	29.54	23.29	1.55	31.14	25.43	1.56	33.34	26.69	1.58	35.64	27.31	1.59	36.74	30.35	1.60
	41	25.58	22.91	1.88	28.91	23.11	1.91	30.47	25.24	1.93	32.63	26.48	1.95	34.88	27.10	1.97	35.96	30.12	1.98
	50	25.55	22.87	1.87	28.87	23.07	1.90	30.44	25.19	1.92	32.59	26.44	1.94	34.84	27.05	1.96	35.91	30.06	1.97
	59	25.31	22.83	1.86	28.60	23.03	1.89	30.15	25.15	1.91	32.28	26.39	1.93	34.50	27.00	1.95	35.57	30.01	1.96
	67	27.13	23.36	2.25	30.66	23.57	2.29	32.32	25.74	2.31	34.61	27.01	2.33	37.00	27.63	2.36	38.14	30.71	2.37
	77	28.96	23.90	2.83	32.73	24.11	2.88	34.50	26.33	2.90	36.94	27.63	2.94	39.49	28.27	2.97	40.71	31.41	2.99
	87	28.63	23.88	3.42	32.36	24.09	3.48	34.11	26.31	3.51	36.52	27.61	3.55	39.04	28.25	3.59	40.24	31.39	3.61
	95	28.30	23.87	4.01	31.98	24.07	4.08	33.72	26.29	4.11	36.10	27.59	4.16	38.59	28.23	4.21	39.78	31.37	4.23
	104	22.42	21.05	3.13	25.33	21.23	3.19	26.70	23.19	3.21	28.59	24.34	3.25	30.56	24.90	3.28	31.51	27.67	3.30
	115	16.53	16.51	2.25	18.68	17.66	2.29	19.69	19.29	2.31	21.08	20.24	2.33	22.54	20.71	2.36	23.23	23.01	2.37

TC : Total Capacity (kBtu/h) SHC : Sensible Heat Capacity (kBtu/h) IP : Input Power (kW)

		Indoor temperature																	
		17.8°CDB			21.1°CDB			23.9°CDB			26.7°CDB			29.4°CDB			32.2°CDB		
		12.2°CWB			15.6°CWB			17.2°CWB			19.4°CWB			21.7°CWB			22.8°CWB		
	(°CDB)	TC	SHC	IP	TC	SHC	IP	TC	SHC	IP	TC	SHC	IP	TC	SHC	IP	TC	SHC	IP
Outdoor temperature	-10.0	7.89	6.93	1.14	8.92	6.99	1.16	9.40	7.63	1.17	10.06	8.01	1.19	10.76	8.19	1.20	11.09	9.11	1.21
	-5.0	7.68	6.85	1.33	8.68	6.91	1.35	9.15	7.54	1.37	9.79	7.91	1.38	10.47	8.10	1.40	10.79	9.00	1.40
	0.0	7.66	6.77	1.52	8.66	6.82	1.55	9.13	7.45	1.56	9.77	7.82	1.58	10.44	8.00	1.59	10.77	8.89	1.60
	5.0	7.50	6.71	1.88	8.47	6.77	1.91	8.93	7.40	1.93	9.56	7.76	1.95	10.22	7.94	1.97	10.54	8.83	1.98
	10.0	7.49	6.70	1.87	8.46	6.76	1.90	8.92	7.38	1.92	9.55	7.75	1.94	10.21	7.93	1.96	10.53	8.81	1.97
	15.0	7.42	6.69	1.86	8.38	6.75	1.89	8.84	7.37	1.91	9.46	7.73	1.93	10.11	7.91	1.95	10.42	8.79	1.96
	19.4	7.95	6.85	2.25	8.99	6.91	2.29	9.47	7.54	2.31	10.14	7.92	2.33	10.84	8.10	2.36	11.18	9.00	2.37
	25.0	8.49	7.00	2.83	9.59	7.06	2.88	10.11	7.72	2.90	10.83	8.10	2.94	11.57	8.28	2.97	11.93	9.21	2.99
	30.6	8.39	7.00	3.42	9.48	7.06	3.48	10.00	7.71	3.51	10.70	8.09	3.55	11.44	8.28	3.59	11.80	9.20	3.61
	35.0	8.29	6.99	4.01	9.37	7.06	4.08	9.88	7.71	4.11	10.58	8.09	4.16	11.31	8.27	4.21	11.66	9.20	4.23
	40.0	6.57	6.17	3.13	7.42	6.22	3.19	7.83	6.80	3.21	8.38	7.13	3.25	8.96	7.30	3.28	9.23	8.11	3.30
	46.1	4.84	4.84	2.25	5.47	5.18	2.29	5.77	5.65	2.31	6.18	5.93	2.33	6.61	6.07	2.36	6.81	6.74	2.37

TC : Total Capacity (kW) SHC : Sensible Heat Capacity (kW) IP : Input Power (kW)

● Indoor unit : 7,000Btu + 7,000Btu + 7,000Btu + 14,000Btu

		Indoor temperature																	
		64 °FDB			70 °FDB			75 °FDB			80 °FDB			85 °FDB			90 °FDB		
		54 °FWB			60 °FWB			63 °FWB			67 °FWB			71 °FWB			73 °FWB		
	(°FDB)	TC	SHC	IP	TC	SHC	IP	TC	SHC	IP	TC	SHC	IP	TC	SHC	IP	TC	SHC	IP
Outdoor temperature	14	28.34	24.88	1.13	32.02	25.09	1.15	33.76	27.41	1.16	36.14	28.76	1.17	38.64	29.43	1.18	39.83	32.70	1.19
	23	27.57	24.59	1.31	31.16	24.80	1.34	32.85	27.09	1.35	35.17	28.43	1.36	37.60	29.08	1.38	38.76	32.32	1.38
	32	27.51	24.30	1.50	31.09	24.51	1.52	32.78	26.77	1.54	35.09	28.09	1.55	37.51	28.74	1.57	38.67	31.94	1.58
	41	26.93	24.11	1.85	30.43	24.32	1.89	32.08	26.57	1.90	34.34	27.88	1.92	36.71	28.52	1.94	37.85	31.70	1.95
	50	26.89	24.07	1.84	30.39	24.28	1.87	32.04	26.52	1.89	34.30	27.83	1.91	36.67	28.47	1.93	37.80	31.65	1.94
	59	26.64	24.03	1.83	30.10	24.24	1.86	31.73	26.47	1.88	33.98	27.78	1.90	36.32	28.42	1.92	37.44	31.59	1.93
	67	28.56	24.59	2.22	32.28	24.81	2.25	34.03	27.09	2.27	36.43	28.43	2.30	38.94	29.09	2.32	40.15	32.33	2.34
	77	30.48	25.15	2.79	34.45	25.37	2.84	36.32	27.71	2.86	38.88	29.08	2.89	41.57	29.75	2.93	42.85	33.07	2.94
	87	30.14	25.14	3.37	34.06	25.36	3.43	35.90	27.70	3.46	38.44	29.06	3.50	41.09	29.73	3.54	42.36	33.05	3.56
	95	29.79	25.12	3.95	33.67	25.34	4.02	35.49	27.68	4.05	38.00	29.04	4.10	40.62	29.72	4.15	41.88	33.03	4.17
	104	23.59	22.16	3.09	26.66	22.35	3.14	28.11	24.41	3.17	30.10	25.62	3.20	32.17	26.21	3.24	33.17	29.13	3.25
	115	17.40	17.38	2.22	19.66	18.59	2.26	20.73	20.30	2.28	22.19	21.30	2.30	23.72	21.80	2.33	24.45	24.22	2.34

TC : Total Capacity (kBtu/h) SHC : Sensible Heat Capacity (kBtu/h) IP : Input Power (kW)

		Indoor temperature																	
		17.8°CDB			21.1°CDB			23.9°CDB			26.7°CDB			29.4°CDB			32.2°CDB		
		12.2°CWB			15.6°CWB			17.2°CWB			19.4°CWB			21.7°CWB			22.8°CWB		
	(°CDB)	TC	SHC	IP	TC	SHC	IP	TC	SHC	IP	TC	SHC	IP	TC	SHC	IP	TC	SHC	IP
Outdoor temperature	-10.0	8.31	7.29	1.13	9.39	7.35	1.15	9.89	8.03	1.16	10.59	8.43	1.17	11.32	8.62	1.18	11.67	9.58	1.19
	-5.0	8.08	7.21	1.31	9.13	7.27	1.34	9.63	7.94	1.35	10.31	8.33	1.36	11.02	8.52	1.38	11.36	9.47	1.38
	0.0	8.06	7.12	1.50	9.11	7.18	1.52	9.61	7.85	1.54	10.28	8.23	1.55	10.99	8.42	1.57	11.33	9.36	1.58
	5.0	7.89	7.07	1.85	8.92	7.13	1.89	9.40	7.79	1.90	10.07	8.17	1.92	10.76	8.36	1.94	11.09	9.29	1.95
	10.0	7.88	7.06	1.84	8.91	7.12	1.87	9.39	7.77	1.89	10.05	8.16	1.91	10.75	8.35	1.93	11.08	9.27	1.94
	15.0	7.81	7.04	1.83	8.82	7.10	1.86	9.30	7.76	1.88	9.96	8.14	1.90	10.64	8.33	1.92	10.97	9.26	1.93
	19.4	8.37	7.21	2.22	9.46	7.27	2.25	9.97	7.94	2.27	10.68	8.33	2.30	11.41	8.53	2.32	11.77	9.47	2.34
	25.0	8.93	7.37	2.79	10.10	7.44	2.84	10.64	8.12	2.86	11.40	8.52	2.89	12.18	8.72	2.93	12.56	9.69	2.94
	30.6	8.83	7.37	3.37	9.98	7.43	3.43	10.52	8.12	3.46	11.27	8.52	3.50	12.04	8.71	3.54	12.42	9.69	3.56
	35.0	8.73	7.36	3.95	9.87	7.43	4.02	10.40	8.11	4.05	11.14	8.51	4.10	11.91	8.71	4.15	12.27	9.68	4.17
	40.0	6.92	6.49	3.09	7.81	6.55	3.14	8.24	7.15	3.17	8.82	7.51	3.20	9.43	7.68	3.24	9.72	8.54	3.25
	46.1	5.10	5.09	2.22	5.76	5.45	2.26	6.07	5.95	2.28	6.50	6.24	2.30	6.95	6.39	2.33	7.17	7.10	2.34

TC : Total Capacity (kW) SHC : Sensible Heat Capacity (kW) IP : Input Power (kW)

OUTDOOR UNIT
AOU36RLXFZ1

● Indoor unit : 7,000Btu + 7,000Btu + 7,000Btu + 18,000Btu*

*Wall mounted ASU18RLF cannot be connected in this combination.

		Indoor temperature																	
		64 °FDB			70 °FDB			75 °FDB			80 °FDB			85 °FDB			90 °FDB		
		54 °FWB			60 °FWB			63 °FWB			67 °FWB			71 °FWB			73 °FWB		
Outdoor temperature	(°FDB)	TC	SHC	IP	TC	SHC	IP	TC	SHC	IP	TC	SHC	IP	TC	SHC	IP	TC	SHC	IP
	14	28.34	24.88	1.20	32.02	25.09	1.23	33.76	27.41	1.24	36.14	28.76	1.25	38.64	29.43	1.26	39.83	32.70	1.27
	23	27.57	24.59	1.40	31.16	24.80	1.43	32.85	27.09	1.44	35.17	28.43	1.45	37.60	29.08	1.47	38.76	32.32	1.48
	32	27.51	24.30	1.60	31.09	24.51	1.63	32.78	26.77	1.64	35.09	28.09	1.66	37.51	28.74	1.68	38.67	31.94	1.69
	41	26.93	24.11	1.98	30.43	24.32	2.01	32.08	26.57	2.03	34.34	27.88	2.05	36.71	28.52	2.08	37.85	31.70	2.09
	50	26.89	24.07	1.97	30.39	24.28	2.00	32.04	26.52	2.02	34.30	27.83	2.04	36.67	28.47	2.06	37.80	31.65	2.08
	59	26.64	24.03	1.96	30.10	24.24	1.99	31.73	26.47	2.01	33.98	27.78	2.03	36.32	28.42	2.05	37.44	31.59	2.06
	67	28.56	24.59	2.37	32.28	24.81	2.41	34.03	27.09	2.43	36.43	28.43	2.46	38.94	29.09	2.48	40.15	32.33	2.50
	77	30.48	25.15	2.98	34.45	25.37	3.03	36.32	27.71	3.06	38.88	29.08	3.09	41.57	29.75	3.13	42.85	33.07	3.14
	87	30.14	25.14	3.60	34.06	25.36	3.67	35.90	27.70	3.70	38.44	29.06	3.74	41.09	29.73	3.78	42.36	33.05	3.80
	95	29.79	25.12	4.22	33.67	25.34	4.30	35.49	27.68	4.33	38.00	29.04	4.38	40.62	29.72	4.43	41.88	33.03	4.45
	104	23.59	22.16	3.30	26.66	22.35	3.35	28.11	24.41	3.38	30.10	25.62	3.42	32.17	26.21	3.46	33.17	29.13	3.48
	115	17.40	17.38	2.37	19.66	18.59	2.41	20.73	20.30	2.43	22.19	21.30	2.46	23.72	21.80	2.49	24.45	24.22	2.50

TC : Total Capacity (kBtu/h) SHC : Sensible Heat Capacity (kBtu/h) IP : Input Power (kW)

		Indoor temperature																	
		17.8°CDB			21.1°CDB			23.9°CDB			26.7°CDB			29.4°CDB			32.2°CDB		
		12.2°CWB			15.6°CWB			17.2°CWB			19.4°CWB			21.7°CWB			22.8°CWB		
Outdoor temperature	(°CDB)	TC	SHC	IP	TC	SHC	IP	TC	SHC	IP	TC	SHC	IP	TC	SHC	IP	TC	SHC	IP
	-10.0	8.31	7.29	1.20	9.39	7.35	1.23	9.89	8.03	1.24	10.59	8.43	1.25	11.32	8.62	1.26	11.67	9.58	1.27
	-5.0	8.08	7.21	1.40	9.13	7.27	1.43	9.63	7.94	1.44	10.31	8.33	1.45	11.02	8.52	1.47	11.36	9.47	1.48
	0.0	8.06	7.12	1.60	9.11	7.18	1.63	9.61	7.85	1.64	10.28	8.23	1.66	10.99	8.42	1.68	11.33	9.36	1.69
	5.0	7.89	7.07	1.98	8.92	7.13	2.01	9.40	7.79	2.03	10.07	8.17	2.05	10.76	8.36	2.08	11.09	9.29	2.09
	10.0	7.88	7.06	1.97	8.91	7.12	2.00	9.39	7.77	2.02	10.05	8.16	2.04	10.75	8.35	2.06	11.08	9.27	2.08
	15.0	7.81	7.04	1.96	8.82	7.10	1.99	9.30	7.76	2.01	9.96	8.14	2.03	10.64	8.33	2.05	10.97	9.26	2.06
	19.4	8.37	7.21	2.37	9.46	7.27	2.41	9.97	7.94	2.43	10.68	8.33	2.46	11.41	8.53	2.48	11.77	9.47	2.50
	25.0	8.93	7.37	2.98	10.10	7.44	3.03	10.64	8.12	3.06	11.40	8.52	3.09	12.18	8.72	3.13	12.56	9.69	3.14
	30.6	8.83	7.37	3.60	9.98	7.43	3.67	10.52	8.12	3.70	11.27	8.52	3.74	12.04	8.71	3.78	12.42	9.69	3.80
	35.0	8.73	7.36	4.22	9.87	7.43	4.30	10.40	8.11	4.33	11.14	8.51	4.38	11.91	8.71	4.43	12.27	9.68	4.45
	40.0	6.92	6.49	3.30	7.81	6.55	3.35	8.24	7.15	3.38	8.82	7.51	3.42	9.43	7.68	3.46	9.72	8.54	3.48
	46.1	5.10	5.09	2.37	5.76	5.45	2.41	6.07	5.95	2.43	6.50	6.24	2.46	6.95	6.39	2.49	7.17	7.10	2.50

TC : Total Capacity (kW) SHC : Sensible Heat Capacity (kW) IP : Input Power (kW)

● Indoor unit : 7,000Btu + 7,000Btu + 9,000Btu + 9,000Btu

		Indoor temperature																	
		64 °FDB			70 °FDB			75 °FDB			80 °FDB			85 °FDB			90 °FDB		
		54 °FWB			60 °FWB			63 °FWB			67 °FWB			71 °FWB			73 °FWB		
Outdoor temperature	(°FDB)	TC	SHC	IP	TC	SHC	IP	TC	SHC	IP	TC	SHC	IP	TC	SHC	IP	TC	SHC	IP
	14	26.55	23.31	1.11	30.00	23.51	1.13	31.63	25.68	1.14	33.86	26.94	1.15	36.20	27.57	1.16	37.32	30.64	1.17
	23	25.83	23.04	1.29	29.19	23.24	1.31	30.78	25.38	1.32	32.95	26.63	1.34	35.22	27.25	1.35	36.31	30.28	1.36
	32	25.77	22.76	1.47	29.13	22.96	1.50	30.71	25.08	1.51	32.88	26.32	1.53	35.14	26.93	1.54	36.23	29.93	1.55
	41	25.23	22.59	1.82	28.51	22.79	1.85	30.05	24.89	1.87	32.18	26.12	1.89	34.40	26.72	1.91	35.46	29.70	1.92
	50	25.20	22.55	1.81	28.47	22.75	1.84	30.02	24.85	1.86	32.14	26.07	1.88	34.35	26.68	1.90	35.41	29.65	1.91
	59	24.96	22.51	1.80	28.20	22.71	1.83	29.73	24.80	1.85	31.83	26.02	1.87	34.03	26.63	1.89	35.08	29.59	1.90
	67	26.76	23.04	2.18	30.24	23.24	2.22	31.88	25.38	2.23	34.13	26.63	2.26	36.48	27.25	2.29	37.61	30.29	2.30
	77	28.56	23.57	2.74	32.28	23.77	2.79	34.02	25.96	2.81	36.43	27.24	2.85	38.94	27.87	2.88	40.14	30.98	2.89
	87	28.24	23.55	3.31	31.91	23.76	3.37	33.64	25.95	3.40	36.01	27.23	3.44	38.50	27.86	3.48	39.69	30.96	3.50
	95	27.91	23.54	3.88	31.54	23.74	3.95	33.25	25.93	3.99	35.60	27.21	4.03	38.06	27.84	4.08	39.23	30.94	4.10
	104	22.10	20.76	3.03	24.98	20.94	3.09	26.33	22.87	3.11	28.19	24.00	3.15	30.14	24.55	3.18	31.07	27.29	3.20
	115	16.30	16.29	2.18	18.42	17.41	2.22	19.42	19.02	2.24	20.79	19.96	2.26	22.22	20.42	2.29	22.91	22.69	2.30

TC : Total Capacity (kBtu/h) SHC : Sensible Heat Capacity (kBtu/h) IP : Input Power (kW)

		Indoor temperature																	
		17.8°CDB			21.1°CDB			23.9°CDB			26.7°CDB			29.4°CDB			32.2°CDB		
		12.2°CWB			15.6°CWB			17.2°CWB			19.4°CWB			21.7°CWB			22.8°CWB		
Outdoor temperature	(°CDB)	TC	SHC	IP	TC	SHC	IP	TC	SHC	IP	TC	SHC	IP	TC	SHC	IP	TC	SHC	IP
	-10.0	7.78	6.83	1.11	8.79	6.89	1.13	9.27	7.53	1.14	9.92	7.90	1.15	10.61	8.08	1.16	10.94	8.98	1.17
	-5.0	7.57	6.75	1.29	8.56	6.81	1.31	9.02	7.44	1.32	9.66	7.81	1.34	10.32	7.99	1.35	10.64	8.88	1.36
	0.0	7.55	6.67	1.47	8.54	6.73	1.50	9.00	7.35	1.51	9.64	7.71	1.53	10.30	7.89	1.54	10.62	8.77	1.55
	5.0	7.39	6.62	1.82	8.36	6.68	1.85	8.81	7.29	1.87	9.43	7.65	1.89	10.08	7.83	1.91	10.39	8.70	1.92
	10.0	7.38	6.61	1.81	8.35	6.67	1.84	8.80	7.28	1.86	9.42	7.64	1.88	10.07	7.82	1.90	10.38	8.69	1.91
	15.0	7.31	6.60	1.80	8.27	6.66	1.83	8.71	7.27	1.85	9.33	7.63	1.87	9.97	7.80	1.89	10.28	8.67	1.90
	19.4	7.84	6.75	2.18	8.86	6.81	2.22	9.34	7.44	2.23	10.00	7.81	2.26	10.69	7.99	2.29	11.02	8.88	2.30
	25.0	8.37	6.91	2.74	9.46	6.97	2.79	9.97	7.61	2.81	10.68	7.98	2.85	11.41	8.17	2.88	11.77	9.08	2.89
	30.6	8.28	6.90	3.31	9.35	6.96	3.37	9.86	7.60	3.40	10.56	7.98	3.44	11.28	8.16	3.48	11.63	9.07	3.50
	35.0	8.18	6.90	3.88	9.24	6.96	3.95	9.75	7.60	3.99	10.43	7.97	4.03	11.15	8.16	4.08	11.50	9.07	4.10
	40.0	6.48	6.08	3.03	7.32	6.14	3.09	7.72	6.70	3.11	8.26	7.03	3.15	8.83	7.20	3.18	9.11	8.00	3.20
	46.1	4.78	4.77	2.18	5.40	5.10	2.22	5.69	5.57	2.24	6.09	5.85	2.26	6.51	5.98	2.29	6.71	6.65	2.30

TC : Total Capacity (kW) SHC : Sensible Heat Capacity (kW) IP : Input Power (kW)

OUTDOOR UNIT
AOU36RLXFZ1

● Indoor unit : 7,000Btu + 7,000Btu + 9,000Btu + 12,000Btu

		Indoor temperature																	
		64 °FDB			70 °FDB			75 °FDB			80 °FDB			85 °FDB			90 °FDB		
		54 °FWB			60 °FWB			63 °FWB			67 °FWB			71 °FWB			73 °FWB		
Outdoor temperature	(°FDB)	TC	SHC	IP	TC	SHC	IP	TC	SHC	IP	TC	SHC	IP	TC	SHC	IP	TC	SHC	IP
	14	28.04	24.62	1.19	31.69	24.83	1.21	33.40	27.12	1.22	35.76	28.46	1.23	38.23	29.12	1.25	39.41	32.36	1.26
	23	27.28	24.33	1.39	30.83	24.54	1.41	32.50	26.80	1.42	34.80	28.13	1.44	37.20	28.78	1.45	38.35	31.98	1.46
	32	27.22	24.04	1.58	30.76	24.25	1.61	32.43	26.49	1.62	34.72	27.80	1.64	37.12	28.44	1.66	38.26	31.61	1.67
	41	26.64	23.86	1.96	30.11	24.07	1.99	31.74	26.29	2.01	33.98	27.58	2.03	36.33	28.22	2.05	37.45	31.37	2.06
	50	26.61	23.82	1.95	30.07	24.03	1.98	31.70	26.24	2.00	33.94	27.54	2.02	36.28	28.17	2.04	37.40	31.31	2.05
	59	26.36	23.77	1.93	29.79	23.98	1.97	31.40	26.19	1.98	33.62	27.49	2.01	35.94	28.12	2.03	37.05	31.25	2.04
	67	28.26	24.33	2.34	31.94	24.54	2.38	33.67	26.81	2.40	36.05	28.13	2.43	38.53	28.78	2.46	39.72	31.99	2.47
	77	30.16	24.89	2.95	34.09	25.11	3.00	35.94	27.42	3.02	38.47	28.77	3.06	41.13	29.44	3.09	42.40	32.72	3.11
	87	29.82	24.87	3.56	33.70	25.09	3.62	35.53	27.40	3.65	38.04	28.76	3.69	40.66	29.42	3.74	41.92	32.70	3.76
	95	29.48	24.86	4.17	33.31	25.08	4.25	35.12	27.39	4.28	37.60	28.74	4.33	40.19	29.40	4.38	41.44	32.68	4.40
	104	23.35	21.93	3.26	26.38	22.12	3.32	27.81	24.16	3.34	29.78	25.35	3.38	31.83	25.93	3.42	32.82	28.82	3.44
	115	17.21	17.20	2.34	19.45	18.39	2.38	20.51	20.09	2.40	21.96	21.08	2.43	23.47	21.57	2.46	24.20	23.97	2.47

TC : Total Capacity (kBtu/h) SHC : Sensible Heat Capacity (kBtu/h) IP : Input Power (kW)

		Indoor temperature																	
		17.8°CDB			21.1°CDB			23.9°CDB			26.7°CDB			29.4°CDB			32.2°CDB		
		12.2°CWB			15.6°CWB			17.2°CWB			19.4°CWB			21.7°CWB			22.8°CWB		
Outdoor temperature	(°CDB)	TC	SHC	IP	TC	SHC	IP	TC	SHC	IP	TC	SHC	IP	TC	SHC	IP	TC	SHC	IP
	-10.0	8.22	7.21	1.19	9.29	7.28	1.21	9.79	7.95	1.22	10.48	8.34	1.23	11.21	8.53	1.25	11.55	9.48	1.26
	-5.0	8.00	7.13	1.39	9.04	7.19	1.41	9.53	7.86	1.42	10.20	8.24	1.44	10.90	8.43	1.45	11.24	9.37	1.46
	0.0	7.98	7.05	1.58	9.02	7.11	1.61	9.50	7.76	1.62	10.18	8.15	1.64	10.88	8.34	1.66	11.21	9.26	1.67
	5.0	7.81	6.99	1.96	8.82	7.05	1.99	9.30	7.70	2.01	9.96	8.08	2.03	10.65	8.27	2.05	10.98	9.19	2.06
	10.0	7.80	6.98	1.95	8.81	7.04	1.98	9.29	7.69	2.00	9.95	8.07	2.02	10.63	8.26	2.04	10.96	9.18	2.05
	15.0	7.72	6.97	1.93	8.73	7.03	1.97	9.20	7.68	1.98	9.85	8.06	2.01	10.53	8.24	2.03	10.86	9.16	2.04
	19.4	8.28	7.13	2.34	9.36	7.19	2.38	9.87	7.86	2.40	10.56	8.24	2.43	11.29	8.44	2.46	11.64	9.37	2.47
	25.0	8.84	7.29	2.95	9.99	7.36	3.00	10.53	8.04	3.02	11.28	8.43	3.06	12.05	8.63	3.09	12.43	9.59	3.11
	30.6	8.74	7.29	3.56	9.88	7.35	3.62	10.41	8.03	3.65	11.15	8.43	3.69	11.92	8.62	3.74	12.29	9.58	3.76
	35.0	8.64	7.29	4.17	9.76	7.35	4.25	10.29	8.03	4.28	11.02	8.42	4.33	11.78	8.62	4.38	12.14	9.58	4.40
	40.0	6.84	6.43	3.26	7.73	6.48	3.32	8.15	7.08	3.34	8.73	7.43	3.38	9.33	7.60	3.42	9.62	8.45	3.44
	46.1	5.05	5.04	2.34	5.70	5.39	2.38	6.01	5.89	2.40	6.44	6.18	2.43	6.88	6.32	2.46	7.09	7.03	2.47

TC : Total Capacity (kW) SHC : Sensible Heat Capacity (kW) IP : Input Power (kW)

● Indoor unit : 7,000Btu + 7,000Btu + 9,000Btu + 14,000Btu

		Indoor temperature																	
		64 °FDB			70 °FDB			75 °FDB			80 °FDB			85 °FDB			90 °FDB		
		54 °FWB			60 °FWB			63 °FWB			67 °FWB			71 °FWB			73 °FWB		
Outdoor temperature	(°FDB)	TC	SHC	IP	TC	SHC	IP	TC	SHC	IP	TC	SHC	IP	TC	SHC	IP	TC	SHC	IP
	14	28.34	24.88	1.13	32.02	25.09	1.15	33.76	27.41	1.16	36.14	28.76	1.17	38.64	29.43	1.18	39.83	32.70	1.19
	23	27.57	24.59	1.31	31.16	24.80	1.34	32.85	27.09	1.35	35.17	28.43	1.36	37.60	29.08	1.38	38.76	32.32	1.38
	32	27.51	24.30	1.50	31.09	24.51	1.52	32.78	26.77	1.54	35.09	28.09	1.55	37.51	28.74	1.57	38.67	31.94	1.58
	41	26.93	24.11	1.85	30.43	24.32	1.89	32.08	26.57	1.90	34.34	27.88	1.92	36.71	28.52	1.94	37.85	31.70	1.95
	50	26.89	24.07	1.84	30.39	24.28	1.87	32.04	26.52	1.89	34.30	27.83	1.91	36.67	28.47	1.93	37.80	31.65	1.94
	59	26.64	24.03	1.83	30.10	24.24	1.86	31.73	26.47	1.88	33.98	27.78	1.90	36.32	28.42	1.92	37.44	31.59	1.93
	67	28.56	24.59	2.22	32.28	24.81	2.25	34.03	27.09	2.27	36.43	28.43	2.30	38.94	29.09	2.32	40.15	32.33	2.34
	77	30.48	25.15	2.79	34.45	25.37	2.84	36.32	27.71	2.86	38.88	29.08	2.89	41.57	29.75	2.93	42.85	33.07	2.94
	87	30.14	25.14	3.37	34.06	25.36	3.43	35.90	27.70	3.46	38.44	29.06	3.50	41.09	29.73	3.54	42.36	33.05	3.56
	95	29.79	25.12	3.95	33.67	25.34	4.02	35.49	27.68	4.05	38.00	29.04	4.10	40.62	29.72	4.15	41.88	33.03	4.17
	104	23.59	22.16	3.09	26.66	22.35	3.14	28.11	24.41	3.17	30.10	25.62	3.20	32.17	26.21	3.24	33.17	29.13	3.25
	115	17.40	17.38	2.22	19.66	18.59	2.26	20.73	20.30	2.28	22.19	21.30	2.30	23.72	21.80	2.33	24.45	24.22	2.34

TC : Total Capacity (kBtu/h) SHC : Sensible Heat Capacity (kBtu/h) IP : Input Power (kW)

		Indoor temperature																	
		17.8°CDB			21.1°CDB			23.9°CDB			26.7°CDB			29.4°CDB			32.2°CDB		
		12.2°CWB			15.6°CWB			17.2°CWB			19.4°CWB			21.7°CWB			22.8°CWB		
Outdoor temperature	(°CDB)	TC	SHC	IP	TC	SHC	IP	TC	SHC	IP	TC	SHC	IP	TC	SHC	IP	TC	SHC	IP
	-10.0	8.31	7.29	1.13	9.39	7.35	1.15	9.89	8.03	1.16	10.59	8.43	1.17	11.32	8.62	1.18	11.67	9.58	1.19
	-5.0	8.08	7.21	1.31	9.13	7.27	1.34	9.63	7.94	1.35	10.31	8.33	1.36	11.02	8.52	1.38	11.36	9.47	1.38
	0.0	8.06	7.12	1.50	9.11	7.18	1.52	9.61	7.85	1.54	10.28	8.23	1.55	10.99	8.42	1.57	11.33	9.36	1.58
	5.0	7.89	7.07	1.85	8.92	7.13	1.89	9.40	7.79	1.90	10.07	8.17	1.92	10.76	8.36	1.94	11.09	9.29	1.95
	10.0	7.88	7.06	1.84	8.91	7.12	1.87	9.39	7.77	1.89	10.05	8.16	1.91	10.75	8.35	1.93	11.08	9.27	1.94
	15.0	7.81	7.04	1.83	8.82	7.10	1.86	9.30	7.76	1.88	9.96	8.14	1.90	10.64	8.33	1.92	10.97	9.26	1.93
	19.4	8.37	7.21	2.22	9.46	7.27	2.25	9.97	7.94	2.27	10.68	8.33	2.30	11.41	8.53	2.32	11.77	9.47	2.34
	25.0	8.93	7.37	2.79	10.10	7.44	2.84	10.64	8.12	2.86	11.40	8.52	2.89	12.18	8.72	2.93	12.56	9.69	2.94
	30.6	8.83	7.37	3.37	9.98	7.43	3.43	10.52	8.12	3.46	11.27	8.52	3.50	12.04	8.71	3.54	12.42	9.69	3.56
	35.0	8.73	7.36	3.95	9.87	7.43	4.02	10.40	8.11	4.05	11.14	8.51	4.10	11.91	8.71	4.15	12.27	9.68	4.17
	40.0	6.92	6.49	3.09	7.81	6.55	3.14	8.24	7.15	3.17	8.82	7.51	3.20	9.43	7.68	3.24	9.72	8.54	3.25
	46.1	5.10	5.09	2.22	5.76	5.45	2.26	6.07	5.95	2.28	6.50	6.24	2.30	6.95	6.39	2.33	7.17	7.10	2.34

TC : Total Capacity (kW) SHC : Sensible Heat Capacity (kW) IP : Input Power (kW)

OUTDOOR UNIT
AOU36RLXFZ1

● Indoor unit : 7,000Btu + 7,000Btu + 12,000Btu + 12,000Btu

		Indoor temperature																	
		64 °FDB			70 °FDB			75 °FDB			80 °FDB			85 °FDB			90 °FDB		
		54 °FWB			60 °FWB			63 °FWB			67 °FWB			71 °FWB			73 °FWB		
Outdoor temperature	(°FDB)	TC	SHC	IP	TC	SHC	IP	TC	SHC	IP	TC	SHC	IP	TC	SHC	IP	TC	SHC	IP
	14	28.34	24.88	1.20	32.02	25.09	1.23	33.76	27.41	1.24	36.14	28.76	1.25	38.64	29.43	1.26	39.83	32.70	1.27
	23	27.57	24.59	1.40	31.16	24.80	1.43	32.85	27.09	1.44	35.17	28.43	1.45	37.60	29.08	1.47	38.76	32.32	1.48
	32	27.51	24.30	1.60	31.09	24.51	1.63	32.78	26.77	1.64	35.09	28.09	1.66	37.51	28.74	1.68	38.67	31.94	1.69
	41	26.93	24.11	1.98	30.43	24.32	2.01	32.08	26.57	2.03	34.34	27.88	2.05	36.71	28.52	2.08	37.85	31.70	2.09
	50	26.89	24.07	1.97	30.39	24.28	2.00	32.04	26.52	2.02	34.30	27.83	2.04	36.67	28.47	2.06	37.80	31.65	2.08
	59	26.64	24.03	1.96	30.10	24.24	1.99	31.73	26.47	2.01	33.98	27.78	2.03	36.32	28.42	2.05	37.44	31.59	2.06
	67	28.56	24.59	2.37	32.28	24.81	2.41	34.03	27.09	2.43	36.43	28.43	2.46	38.94	29.09	2.48	40.15	32.33	2.50
	77	30.48	25.15	2.98	34.45	25.37	3.03	36.32	27.71	3.06	38.88	29.08	3.09	41.57	29.75	3.13	42.85	33.07	3.14
	87	30.14	25.14	3.60	34.06	25.36	3.67	35.90	27.70	3.70	38.44	29.06	3.74	41.09	29.73	3.78	42.36	33.05	3.80
	95	29.79	25.12	4.22	33.67	25.34	4.30	35.49	27.68	4.33	38.00	29.04	4.38	40.62	29.72	4.43	41.88	33.03	4.45
	104	23.59	22.16	3.30	26.66	22.35	3.35	28.11	24.41	3.38	30.10	25.62	3.42	32.17	26.21	3.46	33.17	29.13	3.48
	115	17.40	17.38	2.37	19.66	18.59	2.41	20.73	20.30	2.43	22.19	21.30	2.46	23.72	21.80	2.49	24.45	24.22	2.50

TC : Total Capacity (kBtu/h) SHC : Sensible Heat Capacity (kBtu/h) IP : Input Power (kW)

		Indoor temperature																	
		17.8°CDB			21.1°CDB			23.9°CDB			26.7°CDB			29.4°CDB			32.2°CDB		
		12.2°CWB			15.6°CWB			17.2°CWB			19.4°CWB			21.7°CWB			22.8°CWB		
Outdoor temperature	(°CDB)	TC	SHC	IP	TC	SHC	IP	TC	SHC	IP	TC	SHC	IP	TC	SHC	IP	TC	SHC	IP
	-10.0	8.31	7.29	1.20	9.39	7.35	1.23	9.89	8.03	1.24	10.59	8.43	1.25	11.32	8.62	1.26	11.67	9.58	1.27
	-5.0	8.08	7.21	1.40	9.13	7.27	1.43	9.63	7.94	1.44	10.31	8.33	1.45	11.02	8.52	1.47	11.36	9.47	1.48
	0.0	8.06	7.12	1.60	9.11	7.18	1.63	9.61	7.85	1.64	10.28	8.23	1.66	10.99	8.42	1.68	11.33	9.36	1.69
	5.0	7.89	7.07	1.98	8.92	7.13	2.01	9.40	7.79	2.03	10.07	8.17	2.05	10.76	8.36	2.08	11.09	9.29	2.09
	10.0	7.88	7.06	1.97	8.91	7.12	2.00	9.39	7.77	2.02	10.05	8.16	2.04	10.75	8.35	2.06	11.08	9.27	2.08
	15.0	7.81	7.04	1.96	8.82	7.10	1.99	9.30	7.76	2.01	9.96	8.14	2.03	10.64	8.33	2.05	10.97	9.26	2.06
	19.4	8.37	7.21	2.37	9.46	7.27	2.41	9.97	7.94	2.43	10.68	8.33	2.46	11.41	8.53	2.48	11.77	9.47	2.50
	25.0	8.93	7.37	2.98	10.10	7.44	3.03	10.64	8.12	3.06	11.40	8.52	3.09	12.18	8.72	3.13	12.56	9.69	3.14
	30.6	8.83	7.37	3.60	9.98	7.43	3.67	10.52	8.12	3.70	11.27	8.52	3.74	12.04	8.71	3.78	12.42	9.69	3.80
	35.0	8.73	7.36	4.22	9.87	7.43	4.30	10.40	8.11	4.33	11.14	8.51	4.38	11.91	8.71	4.43	12.27	9.68	4.45
	40.0	6.92	6.49	3.30	7.81	6.55	3.35	8.24	7.15	3.38	8.82	7.51	3.42	9.43	7.68	3.46	9.72	8.54	3.48
	46.1	5.10	5.09	2.37	5.76	5.45	2.41	6.07	5.95	2.43	6.50	6.24	2.46	6.95	6.39	2.49	7.17	7.10	2.50

TC : Total Capacity (kW) SHC : Sensible Heat Capacity (kW) IP : Input Power (kW)

● Indoor unit : 7,000Btu + 9,000Btu + 9,000Btu + 9,000Btu

		Indoor temperature																	
		64 °FDB			70 °FDB			75 °FDB			80 °FDB			85 °FDB			90 °FDB		
		54 °FWB			60 °FWB			63 °FWB			67 °FWB			71 °FWB			73 °FWB		
Outdoor temperature	(°FDB)	TC	SHC	IP	TC	SHC	IP	TC	SHC	IP	TC	SHC	IP	TC	SHC	IP	TC	SHC	IP
	14	27.89	24.48	1.18	31.52	24.70	1.21	33.23	26.97	1.22	35.57	28.31	1.23	38.03	28.96	1.24	39.20	32.19	1.25
	23	27.14	24.20	1.38	30.67	24.41	1.40	32.33	26.66	1.42	34.62	27.98	1.43	37.01	28.62	1.45	38.15	31.81	1.46
	32	27.08	23.92	1.57	30.60	24.12	1.60	32.26	26.35	1.61	34.54	27.65	1.63	36.92	28.29	1.65	38.06	31.44	1.66
	41	26.50	23.73	1.95	29.95	23.94	1.98	31.57	26.15	2.00	33.80	27.44	2.02	36.13	28.07	2.04	37.25	31.20	2.05
	50	26.47	23.69	1.94	29.91	23.90	1.97	31.53	26.10	1.99	33.76	27.39	2.01	36.09	28.02	2.03	37.21	31.15	2.04
	59	26.22	23.65	1.93	29.63	23.86	1.96	31.23	26.05	1.98	33.44	27.34	2.00	35.75	27.97	2.02	36.85	31.09	2.03
	67	28.11	24.20	2.33	31.77	24.41	2.37	33.49	26.66	2.39	35.85	27.98	2.42	38.33	28.63	2.44	39.51	31.82	2.46
	77	30.00	24.76	2.93	33.91	24.97	2.99	35.74	27.28	3.01	38.27	28.62	3.04	40.91	29.28	3.08	42.17	32.55	3.09
	87	29.66	24.74	3.54	33.52	24.96	3.61	35.34	27.26	3.64	37.83	28.60	3.68	40.45	29.27	3.72	41.69	32.52	3.74
	95	29.32	24.73	4.15	33.14	24.94	4.23	34.93	27.24	4.26	37.40	28.59	4.31	39.98	29.25	4.36	41.21	32.50	4.38
	104	23.22	21.81	3.24	26.24	22.00	3.30	27.67	24.03	3.33	29.62	25.21	3.36	31.66	25.80	3.40	32.64	28.67	3.42
	115	17.12	17.11	2.33	19.35	18.29	2.37	20.40	19.98	2.39	21.84	20.97	2.42	23.35	21.45	2.45	24.07	23.84	2.46

TC : Total Capacity (kBtu/h) SHC : Sensible Heat Capacity (kBtu/h) IP : Input Power (kW)

		Indoor temperature																	
		17.8°CDB			21.1°CDB			23.9°CDB			26.7°CDB			29.4°CDB			32.2°CDB		
		12.2°CWB			15.6°CWB			17.2°CWB			19.4°CWB			21.7°CWB			22.8°CWB		
Outdoor temperature	(°CDB)	TC	SHC	IP	TC	SHC	IP	TC	SHC	IP	TC	SHC	IP	TC	SHC	IP	TC	SHC	IP
	-10.0	8.17	7.18	1.18	9.24	7.24	1.21	9.74	7.91	1.22	10.43	8.30	1.23	11.15	8.49	1.24	11.49	9.43	1.25
	-5.0	7.95	7.09	1.38	8.99	7.15	1.40	9.48	7.81	1.42	10.15	8.20	1.43	10.85	8.39	1.45	11.18	9.32	1.46
	0.0	7.94	7.01	1.57	8.97	7.07	1.60	9.45	7.72	1.61	10.12	8.10	1.63	10.82	8.29	1.65	11.15	9.21	1.66
	5.0	7.77	6.96	1.95	8.78	7.02	1.98	9.25	7.66	2.00	9.91	8.04	2.02	10.59	8.23	2.04	10.92	9.14	2.05
	10.0	7.76	6.94	1.94	8.77	7.00	1.97	9.24	7.65	1.99	9.89	8.03	2.01	10.58	8.21	2.03	10.90	9.13	2.04
	15.0	7.68	6.93	1.93	8.68	6.99	1.96	9.15	7.64	1.98	9.80	8.01	2.00	10.48	8.20	2.02	10.80	9.11	2.03
	19.4	8.24	7.09	2.33	9.31	7.16	2.37	9.81	7.81	2.39	10.51	8.20	2.42	11.23	8.39	2.44	11.58	9.32	2.46
	25.0	8.79	7.26	2.93	9.94	7.32	2.99	10.48	7.99	3.01	11.22	8.39	3.04	11.99	8.58	3.08	12.36	9.54	3.09
	30.6	8.69	7.25	3.54	9.82	7.31	3.61	10.36	7.99	3.64	11.09	8.38	3.68	11.85	8.58	3.72	12.22	9.53	3.74
	35.0	8.59	7.25	4.15	9.71	7.31	4.23	10.24	7.98	4.26	10.96	8.38	4.31	11.72	8.57	4.36	12.08	9.53	4.38
	40.0	6.81	6.39	3.24	7.69	6.45	3.30	8.11	7.04	3.33	8.68	7.39	3.36	9.28	7.56	3.40	9.57	8.40	3.42
	46.1	5.02	5.01	2.33	5.67	5.36	2.37	5.98	5.86	2.39	6.40	6.15	2.42	6.84	6.29	2.45	7.05	6.99	2.46

TC : Total Capacity (kW) SHC : Sensible Heat Capacity (kW) IP : Input Power (kW)

OUTDOOR UNIT
AOU36RLXFZ1

● Indoor unit : 7,000Btu + 9,000Btu + 9,000Btu + 12,000Btu

		Indoor temperature																	
		64 °FDB			70 °FDB			75 °FDB			80 °FDB			85 °FDB			90 °FDB		
		54 °FWB			60 °FWB			63 °FWB			67 °FWB			71 °FWB			73 °FWB		
Outdoor temperature	(°FDB)	TC	SHC	IP	TC	SHC	IP	TC	SHC	IP	TC	SHC	IP	TC	SHC	IP	TC	SHC	IP
	14	28.34	24.88	1.20	32.02	25.09	1.23	33.76	27.41	1.24	36.14	28.76	1.25	38.64	29.43	1.26	39.83	32.70	1.27
	23	27.57	24.59	1.40	31.16	24.80	1.43	32.85	27.09	1.44	35.17	28.43	1.45	37.60	29.08	1.47	38.76	32.32	1.48
	32	27.51	24.30	1.60	31.09	24.51	1.63	32.78	26.77	1.64	35.09	28.09	1.66	37.51	28.74	1.68	38.67	31.94	1.69
	41	26.93	24.11	1.98	30.43	24.32	2.01	32.08	26.57	2.03	34.34	27.88	2.05	36.71	28.52	2.08	37.85	31.70	2.09
	50	26.89	24.07	1.97	30.39	24.28	2.00	32.04	26.52	2.02	34.30	27.83	2.04	36.67	28.47	2.06	37.80	31.65	2.08
	59	26.64	24.03	1.96	30.10	24.24	1.99	31.73	26.47	2.01	33.98	27.78	2.03	36.32	28.42	2.05	37.44	31.59	2.06
	67	28.56	24.59	2.37	32.28	24.81	2.41	34.03	27.09	2.43	36.43	28.43	2.46	38.94	29.09	2.48	40.15	32.33	2.50
	77	30.48	25.15	2.98	34.45	25.37	3.03	36.32	27.71	3.06	38.88	29.08	3.09	41.57	29.75	3.13	42.85	33.07	3.14
	87	30.14	25.14	3.60	34.06	25.36	3.67	35.90	27.70	3.70	38.44	29.06	3.74	41.09	29.73	3.78	42.36	33.05	3.80
	95	29.79	25.12	4.22	33.67	25.34	4.30	35.49	27.68	4.33	38.00	29.04	4.38	40.62	29.72	4.43	41.88	33.03	4.45
	104	23.59	22.16	3.30	26.66	22.35	3.35	28.11	24.41	3.38	30.10	25.62	3.42	32.17	26.21	3.46	33.17	29.13	3.48
	115	17.40	17.38	2.37	19.66	18.59	2.41	20.73	20.30	2.43	22.19	21.30	2.46	23.72	21.80	2.49	24.45	24.22	2.50

TC : Total Capacity (kBtu/h) SHC : Sensible Heat Capacity (kBtu/h) IP : Input Power (kW)

		Indoor temperature																	
		17.8°CDB			21.1°CDB			23.9°CDB			26.7°CDB			29.4°CDB			32.2°CDB		
		12.2°CWB			15.6°CWB			17.2°CWB			19.4°CWB			21.7°CWB			22.8°CWB		
Outdoor temperature	(°CDB)	TC	SHC	IP	TC	SHC	IP	TC	SHC	IP	TC	SHC	IP	TC	SHC	IP	TC	SHC	IP
	-10.0	8.31	7.29	1.20	9.39	7.35	1.23	9.89	8.03	1.24	10.59	8.43	1.25	11.32	8.62	1.26	11.67	9.58	1.27
	-5.0	8.08	7.21	1.40	9.13	7.27	1.43	9.63	7.94	1.44	10.31	8.33	1.45	11.02	8.52	1.47	11.36	9.47	1.48
	0.0	8.06	7.12	1.60	9.11	7.18	1.63	9.61	7.85	1.64	10.28	8.23	1.66	10.99	8.42	1.68	11.33	9.36	1.69
	5.0	7.89	7.07	1.98	8.92	7.13	2.01	9.40	7.79	2.03	10.07	8.17	2.05	10.76	8.36	2.08	11.09	9.29	2.09
	10.0	7.88	7.06	1.97	8.91	7.12	2.00	9.39	7.77	2.02	10.05	8.16	2.04	10.75	8.35	2.06	11.08	9.27	2.08
	15.0	7.81	7.04	1.96	8.82	7.10	1.99	9.30	7.76	2.01	9.96	8.14	2.03	10.64	8.33	2.05	10.97	9.26	2.06
	19.4	8.37	7.21	2.37	9.46	7.27	2.41	9.97	7.94	2.43	10.68	8.33	2.46	11.41	8.53	2.48	11.77	9.47	2.50
	25.0	8.93	7.37	2.98	10.10	7.44	3.03	10.64	8.12	3.06	11.40	8.52	3.09	12.18	8.72	3.13	12.56	9.69	3.14
	30.6	8.83	7.37	3.60	9.98	7.43	3.67	10.52	8.12	3.70	11.27	8.52	3.74	12.04	8.71	3.78	12.42	9.69	3.80
	35.0	8.73	7.36	4.22	9.87	7.43	4.30	10.40	8.11	4.33	11.14	8.51	4.38	11.91	8.71	4.43	12.27	9.68	4.45
	40.0	6.92	6.49	3.30	7.81	6.55	3.35	8.24	7.15	3.38	8.82	7.51	3.42	9.43	7.68	3.46	9.72	8.54	3.48
	46.1	5.10	5.09	2.37	5.76	5.45	2.41	6.07	5.95	2.43	6.50	6.24	2.46	6.95	6.39	2.49	7.17	7.10	2.50

TC : Total Capacity (kW) SHC : Sensible Heat Capacity (kW) IP : Input Power (kW)

● Indoor unit : 9,000Btu + 9,000Btu + 9,000Btu + 9,000Btu

		Indoor temperature																	
		64 °FDB			70 °FDB			75 °FDB			80 °FDB			85 °FDB			90 °FDB		
		54 °FWB			60 °FWB			63 °FWB			67 °FWB			71 °FWB			73 °FWB		
Outdoor temperature	(°FDB)	TC	SHC	IP	TC	SHC	IP	TC	SHC	IP	TC	SHC	IP	TC	SHC	IP	TC	SHC	IP
	14	28.34	24.88	1.20	32.02	25.09	1.23	33.76	27.41	1.24	36.14	28.76	1.25	38.64	29.43	1.26	39.83	32.70	1.27
	23	27.57	24.59	1.40	31.16	24.80	1.43	32.85	27.09	1.44	35.17	28.43	1.45	37.60	29.08	1.47	38.76	32.32	1.48
	32	27.51	24.30	1.60	31.09	24.51	1.63	32.78	26.77	1.64	35.09	28.09	1.66	37.51	28.74	1.68	38.67	31.94	1.69
	41	26.93	24.11	1.98	30.43	24.32	2.01	32.08	26.57	2.03	34.34	27.88	2.05	36.71	28.52	2.08	37.85	31.70	2.09
	50	26.89	24.07	1.97	30.39	24.28	2.00	32.04	26.52	2.02	34.30	27.83	2.04	36.67	28.47	2.06	37.80	31.65	2.08
	59	26.64	24.03	1.96	30.10	24.24	1.99	31.73	26.47	2.01	33.98	27.78	2.03	36.32	28.42	2.05	37.44	31.59	2.06
	67	28.56	24.59	2.37	32.28	24.81	2.41	34.03	27.09	2.43	36.43	28.43	2.46	38.94	29.09	2.48	40.15	32.33	2.50
	77	30.48	25.15	2.98	34.45	25.37	3.03	36.32	27.71	3.06	38.88	29.08	3.09	41.57	29.75	3.13	42.85	33.07	3.14
	87	30.14	25.14	3.60	34.06	25.36	3.67	35.90	27.70	3.70	38.44	29.06	3.74	41.09	29.73	3.78	42.36	33.05	3.80
	95	29.79	25.12	4.22	33.67	25.34	4.30	35.49	27.68	4.33	38.00	29.04	4.38	40.62	29.72	4.43	41.88	33.03	4.45
	104	23.59	22.16	3.30	26.66	22.35	3.35	28.11	24.41	3.38	30.10	25.62	3.42	32.17	26.21	3.46	33.17	29.13	3.48
	115	17.40	17.38	2.37	19.66	18.59	2.41	20.73	20.30	2.43	22.19	21.30	2.46	23.72	21.80	2.49	24.45	24.22	2.50

TC : Total Capacity (kBtu/h) SHC : Sensible Heat Capacity (kBtu/h) IP : Input Power (kW)

		Indoor temperature																	
		17.8°CDB			21.1°CDB			23.9°CDB			26.7°CDB			29.4°CDB			32.2°CDB		
		12.2°CWB			15.6°CWB			17.2°CWB			19.4°CWB			21.7°CWB			22.8°CWB		
Outdoor temperature	(°CDB)	TC	SHC	IP	TC	SHC	IP	TC	SHC	IP	TC	SHC	IP	TC	SHC	IP	TC	SHC	IP
	-10.0	8.31	7.29	1.20	9.39	7.35	1.23	9.89	8.03	1.24	10.59	8.43	1.25	11.32	8.62	1.26	11.67	9.58	1.27
	-5.0	8.08	7.21	1.40	9.13	7.27	1.43	9.63	7.94	1.44	10.31	8.33	1.45	11.02	8.52	1.47	11.36	9.47	1.48
	0.0	8.06	7.12	1.60	9.11	7.18	1.63	9.61	7.85	1.64	10.28	8.23	1.66	10.99	8.42	1.68	11.33	9.36	1.69
	5.0	7.89	7.07	1.98	8.92	7.13	2.01	9.40	7.79	2.03	10.07	8.17	2.05	10.76	8.36	2.08	11.09	9.29	2.09
	10.0	7.88	7.06	1.97	8.91	7.12	2.00	9.39	7.77	2.02	10.05	8.16	2.04	10.75	8.35	2.06	11.08	9.27	2.08
	15.0	7.81	7.04	1.96	8.82	7.10	1.99	9.30	7.76	2.01	9.96	8.14	2.03	10.64	8.33	2.05	10.97	9.26	2.06
	19.4	8.37	7.21	2.37	9.46	7.27	2.41	9.97	7.94	2.43	10.68	8.33	2.46	11.41	8.53	2.48	11.77	9.47	2.50
	25.0	8.93	7.37	2.98	10.10	7.44	3.03	10.64	8.12	3.06	11.40	8.52	3.09	12.18	8.72	3.13	12.56	9.69	3.14
	30.6	8.83	7.37	3.60	9.98	7.43	3.67	10.52	8.12	3.70	11.27	8.52	3.74	12.04	8.71	3.78	12.42	9.69	3.80
	35.0	8.73	7.36	4.22	9.87	7.43	4.30	10.40	8.11	4.33	11.14	8.51	4.38	11.91	8.71	4.43	12.27	9.68	4.45
	40.0	6.92	6.49	3.30	7.81	6.55	3.35	8.24	7.15	3.38	8.82	7.51	3.42	9.43	7.68	3.46	9.72	8.54	3.48
	46.1	5.10	5.09	2.37	5.76	5.45	2.41	6.07	5.95	2.43	6.50	6.24	2.46	6.95	6.39	2.49	7.17	7.10	2.50

TC : Total Capacity (kW) SHC : Sensible Heat Capacity (kW) IP : Input Power (kW)

OUTDOOR UNIT
AOU36RLXFZ1

● Indoor unit : 18,000Btu + 18,000Btu (With optional parts "K9FZ1818")

		Indoor temperature																	
		64 °FDB			70 °FDB			75 °FDB			80 °FDB			85 °FDB			90 °FDB		
		54 °FWB			60 °FWB			63 °FWB			67 °FWB			71 °FWB			73 °FWB		
Outdoor temperature	(°FDB)	TC	SHC	IP	TC	SHC	IP	TC	SHC	IP	TC	SHC	IP	TC	SHC	IP	TC	SHC	IP
	14	26.85	23.57	1.20	30.34	23.77	1.22	31.98	25.97	1.23	34.24	27.25	1.24	36.61	27.88	1.26	37.74	30.98	1.26
	23	26.12	23.29	1.40	29.52	23.50	1.42	31.12	25.66	1.43	33.32	26.93	1.45	35.62	27.55	1.46	36.72	30.62	1.47
	32	26.06	23.02	1.59	29.45	23.22	1.62	31.05	25.36	1.63	33.24	26.61	1.65	35.54	27.23	1.67	36.64	30.26	1.68
	41	25.51	22.84	1.97	28.83	23.04	2.00	30.39	25.17	2.02	32.54	26.41	2.04	34.78	27.02	2.07	35.86	30.03	2.08
	50	25.48	22.81	1.96	28.79	23.00	1.99	30.35	25.13	2.01	32.50	26.37	2.03	34.74	26.98	2.06	35.81	29.98	2.07
	59	25.24	22.76	1.95	28.52	22.96	1.98	30.06	25.08	2.00	32.19	26.32	2.02	34.41	26.93	2.04	35.47	29.92	2.05
	67	27.06	23.30	2.36	30.58	23.50	2.40	32.23	25.67	2.42	34.51	26.93	2.44	36.89	27.56	2.47	38.03	30.63	2.49
	77	28.88	23.83	2.97	32.64	24.04	3.02	34.41	26.25	3.04	36.84	27.55	3.08	39.38	28.19	3.11	40.59	31.33	3.13
	87	28.55	23.82	3.59	32.27	24.02	3.65	34.02	26.24	3.68	36.42	27.53	3.72	38.93	28.17	3.76	40.13	31.31	3.78
	95	28.22	23.80	4.20	31.90	24.01	4.28	33.62	26.22	4.31	36.00	27.52	4.36	38.48	28.15	4.41	39.67	31.29	4.43
	104	22.35	20.99	3.28	25.26	21.18	3.34	26.63	23.13	3.37	28.51	24.27	3.40	30.48	24.83	3.44	31.42	27.60	3.46
	115	16.48	16.47	2.36	18.63	17.61	2.40	19.64	19.23	2.42	21.02	20.18	2.45	22.47	20.65	2.48	23.17	22.95	2.49

TC : Total Capacity (kBtu/h) SHC : Sensible Heat Capacity (kBtu/h) IP : Input Power (kW)

		Indoor temperature																	
		17.8°CDB			21.1°CDB			23.9°CDB			26.7°CDB			29.4°CDB			32.2°CDB		
		12.2°CWB			15.6°CWB			17.2°CWB			19.4°CWB			21.7°CWB			22.8°CWB		
Outdoor temperature	(°CDB)	TC	SHC	IP	TC	SHC	IP	TC	SHC	IP	TC	SHC	IP	TC	SHC	IP	TC	SHC	IP
	-10.0	7.87	6.91	1.20	8.89	6.97	1.22	9.37	7.61	1.23	10.04	7.99	1.24	10.73	8.17	1.26	11.06	9.08	1.26
	-5.0	7.66	6.83	1.40	8.65	6.89	1.42	9.12	7.52	1.43	9.77	7.89	1.45	10.44	8.08	1.46	10.76	8.97	1.47
	0.0	7.64	6.75	1.59	8.63	6.81	1.62	9.10	7.43	1.63	9.74	7.80	1.65	10.42	7.98	1.67	10.74	8.87	1.68
	5.0	7.48	6.70	1.97	8.45	6.75	2.00	8.91	7.38	2.02	9.54	7.74	2.04	10.19	7.92	2.07	10.51	8.80	2.08
	10.0	7.47	6.68	1.96	8.44	6.74	1.99	8.90	7.36	2.01	9.52	7.73	2.03	10.18	7.91	2.06	10.50	8.79	2.07
	15.0	7.40	6.67	1.95	8.36	6.73	1.98	8.81	7.35	2.00	9.43	7.71	2.02	10.08	7.89	2.04	10.40	8.77	2.05
	19.4	7.93	6.83	2.36	8.96	6.89	2.40	9.45	7.52	2.42	10.12	7.89	2.44	10.81	8.08	2.47	11.15	8.98	2.49
	25.0	8.46	6.98	2.97	9.57	7.05	3.02	10.08	7.69	3.04	10.80	8.07	3.08	11.54	8.26	3.11	11.90	9.18	3.13
	30.6	8.37	6.98	3.59	9.46	7.04	3.65	9.97	7.69	3.68	10.67	8.07	3.72	11.41	8.26	3.76	11.76	9.18	3.78
	35.0	8.27	6.98	4.20	9.35	7.04	4.28	9.85	7.68	4.31	10.55	8.06	4.36	11.28	8.25	4.41	11.63	9.17	4.43
	40.0	6.55	6.15	3.28	7.40	6.21	3.34	7.80	6.78	3.37	8.36	7.11	3.40	8.93	7.28	3.44	9.21	8.09	3.46
	46.1	4.83	4.83	2.36	5.46	5.16	2.40	5.75	5.64	2.42	6.16	5.92	2.45	6.59	6.05	2.48	6.79	6.73	2.49

TC : Total Capacity (kW) SHC : Sensible Heat Capacity (kW) IP : Input Power (kW)

OUTDOOR UNIT
AOU36RLXFZ1

5-3. HEATING CAPACITY

■ MODEL: AOU36RLXFZ1

This table is created using the maximum capacity.

● Indoor unit : 7,000Btu

			Indoor temperature									
			60°FDB		65°FDB		70°FDB		75°FDB		78°FDB	
Outdoor temperature	(°FDB)	(°FWB)	TC	IP	TC	IP	TC	IP	TC	IP	TC	IP
	5	3	7.26	1.21	7.08	1.24	6.91	1.26	6.74	1.29	6.56	1.31
	14	12	8.83	1.23	8.62	1.26	8.41	1.28	8.20	1.31	7.99	1.33
	23	19	10.19	1.25	9.95	1.27	9.71	1.30	9.46	1.33	9.22	1.35
	32	28	10.84	1.18	10.58	1.20	10.32	1.23	10.06	1.25	9.81	1.28
	41	37	11.36	1.16	11.09	1.19	10.82	1.21	10.55	1.24	10.28	1.26
	47	43	11.99	1.22	11.71	1.25	11.42	1.28	11.14	1.30	10.85	1.33
	50	47	12.19	1.22	11.90	1.25	11.61	1.27	11.32	1.30	11.03	1.32
	59	50	12.78	1.21	12.47	1.23	12.17	1.26	11.86	1.28	11.56	1.31
	68	59	12.99	1.04	12.68	1.06	12.37	1.09	12.06	1.11	11.75	1.13
	75	65	13.71	1.04	13.39	1.06	13.06	1.08	12.73	1.10	12.41	1.12

TC : Total Capacity (kBtu/h) IP : Input Power (kW)

			Indoor temperature									
			15.6°CDB		18.3°CDB		21.1°CDB		23.9°CDB		25.6°CDB	
Outdoor temperature	(°CDB)	(°CWB)	TC	IP	TC	IP	TC	IP	TC	IP	TC	IP
	-15.0	-16.1	2.13	1.21	2.08	1.24	2.03	1.26	1.97	1.29	1.92	1.31
	-10.0	-11.1	2.59	1.23	2.53	1.26	2.46	1.28	2.40	1.31	2.34	1.33
	-5.0	-7.2	2.99	1.25	2.92	1.27	2.84	1.30	2.77	1.33	2.70	1.35
	0.0	-2.2	3.18	1.18	3.10	1.20	3.03	1.23	2.95	1.25	2.87	1.28
	5.0	2.8	3.33	1.16	3.25	1.19	3.17	1.21	3.09	1.24	3.01	1.26
	8.3	6.1	3.52	1.22	3.43	1.25	3.35	1.28	3.26	1.30	3.18	1.33
	10.0	8.3	3.57	1.22	3.49	1.25	3.40	1.27	3.32	1.30	3.23	1.32
	15.0	10.0	3.74	1.21	3.66	1.23	3.57	1.26	3.48	1.28	3.39	1.31
	20.0	15.0	3.81	1.04	3.72	1.06	3.63	1.09	3.54	1.11	3.44	1.13
	23.9	18.3	4.02	1.04	3.92	1.06	3.83	1.08	3.73	1.10	3.64	1.12

TC : Total Capacity (kW) IP : Input Power (kW)

● Indoor unit : 9,000Btu

			Indoor temperature									
			60°FDB		65°FDB		70°FDB		75°FDB		78°FDB	
Outdoor temperature	(°FDB)	(°FWB)	TC	IP	TC	IP	TC	IP	TC	IP	TC	IP
	5	3	8.82	1.35	8.61	1.38	8.40	1.40	8.19	1.43	7.98	1.46
	14	12	10.74	1.37	10.48	1.40	10.23	1.43	9.97	1.45	9.71	1.48
	23	19	12.39	1.39	12.10	1.42	11.80	1.45	11.51	1.47	11.21	1.50
	32	28	13.18	1.31	12.87	1.34	12.55	1.36	12.24	1.39	11.92	1.42
	41	37	13.81	1.29	13.48	1.32	13.16	1.35	12.83	1.38	12.50	1.40
	47	43	14.58	1.36	14.24	1.39	13.89	1.42	13.54	1.45	13.19	1.47
	50	47	14.82	1.36	14.47	1.38	14.12	1.41	13.76	1.44	13.41	1.47
	59	50	15.54	1.34	15.17	1.37	14.80	1.40	14.43	1.43	14.06	1.46
	68	59	15.79	1.16	15.42	1.18	15.04	1.21	14.67	1.23	14.29	1.26
	75	65	16.68	1.15	16.28	1.18	15.88	1.20	15.48	1.23	15.09	1.25

TC : Total Capacity (kBtu/h) IP : Input Power (kW)

			Indoor temperature									
			15.6°CDB		18.3°CDB		21.1°CDB		23.9°CDB		25.6°CDB	
Outdoor temperature	(°CDB)	(°CWB)	TC	IP	TC	IP	TC	IP	TC	IP	TC	IP
	-15.0	-16.1	2.59	1.35	2.52	1.38	2.46	1.40	2.40	1.43	2.34	1.46
	-10.0	-11.1	3.15	1.37	3.07	1.40	3.00	1.43	2.92	1.45	2.85	1.48
	-5.0	-7.2	3.63	1.39	3.55	1.42	3.46	1.45	3.37	1.47	3.29	1.50
	0.0	-2.2	3.86	1.31	3.77	1.34	3.68	1.36	3.59	1.39	3.49	1.42
	5.0	2.8	4.05	1.29	3.95	1.32	3.86	1.35	3.76	1.38	3.66	1.40
	8.3	6.1	4.27	1.36	4.17	1.39	4.07	1.42	3.97	1.45	3.87	1.47
	10.0	8.3	4.34	1.36	4.24	1.38	4.14	1.41	4.03	1.44	3.93	1.47
	15.0	10.0	4.55	1.34	4.45	1.37	4.34	1.40	4.23	1.43	4.12	1.46
	20.0	15.0	4.63	1.16	4.52	1.18	4.41	1.21	4.30	1.23	4.19	1.26
	23.9	18.3	4.89	1.15	4.77	1.18	4.65	1.20	4.54	1.23	4.42	1.25

TC : Total Capacity (kW) IP : Input Power (kW)

OUTDOOR UNIT
AOU36RLXFZ1

● Indoor unit : 12,000Btu

			Indoor temperature									
			60°FDB		65°FDB		70°FDB		75°FDB		78°FDB	
Outdoor temperature	(°FDB)	(°FWB)	TC	IP	TC	IP	TC	IP	TC	IP	TC	IP
	5	3	10.73	1.75	10.47	1.78	10.22	1.82	9.96	1.86	9.71	1.89
	14	12	13.06	1.77	12.75	1.81	12.44	1.85	12.13	1.88	11.82	1.92
	23	19	15.07	1.80	14.71	1.84	14.36	1.87	14.00	1.91	13.64	1.95
	32	28	16.03	1.69	15.65	1.73	15.27	1.77	14.88	1.80	14.50	1.84
	41	37	16.80	1.68	16.40	1.71	16.00	1.75	15.60	1.78	15.20	1.82
	47	43	17.74	1.76	17.31	1.80	16.89	1.84	16.47	1.87	16.05	1.91
	50	47	18.03	1.76	17.60	1.79	17.17	1.83	16.74	1.87	16.31	1.90
	59	50	18.90	1.74	18.45	1.78	18.00	1.81	17.55	1.85	17.10	1.89
	68	59	19.21	1.50	18.75	1.53	18.30	1.56	17.84	1.59	17.38	1.63
	75	65	20.28	1.49	19.80	1.53	19.31	1.56	18.83	1.59	18.35	1.62

TC : Total Capacity (kBtu/h) IP : Input Power (kW)

			Indoor temperature									
			15.6°CDB		18.3°CDB		21.1°CDB		23.9°CDB		25.6°CDB	
Outdoor temperature	(°CDB)	(°CWB)	TC	IP	TC	IP	TC	IP	TC	IP	TC	IP
	-15.0	-16.1	3.14	1.75	3.07	1.78	3.00	1.82	2.92	1.86	2.85	1.89
	-10.0	-11.1	3.83	1.77	3.74	1.81	3.65	1.85	3.55	1.88	3.46	1.92
	-5.0	-7.2	4.42	1.80	4.31	1.84	4.21	1.87	4.10	1.91	4.00	1.95
	0.0	-2.2	4.70	1.69	4.59	1.73	4.47	1.77	4.36	1.80	4.25	1.84
	5.0	2.8	4.92	1.68	4.81	1.71	4.69	1.75	4.57	1.78	4.45	1.82
	8.3	6.1	5.20	1.76	5.07	1.80	4.95	1.84	4.83	1.87	4.70	1.91
	10.0	8.3	5.28	1.76	5.16	1.79	5.03	1.83	4.91	1.87	4.78	1.90
	15.0	10.0	5.54	1.74	5.41	1.78	5.27	1.81	5.14	1.85	5.01	1.89
	20.0	15.0	5.63	1.50	5.50	1.53	5.36	1.56	5.23	1.59	5.09	1.63
	23.9	18.3	5.94	1.49	5.80	1.53	5.66	1.56	5.52	1.59	5.38	1.62

TC : Total Capacity (kW) IP : Input Power (kW)

● Indoor unit : 14,000Btu

			Indoor temperature									
			60°FDB		65°FDB		70°FDB		75°FDB		78°FDB	
Outdoor temperature	(°FDB)	(°FWB)	TC	IP	TC	IP	TC	IP	TC	IP	TC	IP
	5	3	14.59	1.92	14.24	1.96	13.90	2.00	13.55	2.04	13.20	2.08
	14	12	17.76	1.95	17.34	1.99	16.91	2.03	16.49	2.07	16.07	2.11
	23	19	20.50	1.98	20.01	2.02	19.52	2.06	19.03	2.10	18.54	2.14
	32	28	21.80	1.86	21.28	1.90	20.76	1.94	20.24	1.98	19.72	2.02
	41	37	22.85	1.84	22.30	1.88	21.76	1.92	21.21	1.96	20.67	2.00
	47	43	24.12	1.94	23.54	1.98	22.97	2.02	22.40	2.06	21.82	2.10
	50	47	24.51	1.93	23.93	1.97	23.35	2.01	22.76	2.05	22.18	2.09
	59	50	25.69	1.91	25.08	1.95	24.47	1.99	23.86	2.03	23.25	2.07
	68	59	26.12	1.65	25.50	1.68	24.88	1.72	24.26	1.75	23.63	1.79
	75	65	27.58	1.64	26.92	1.68	26.26	1.71	25.61	1.75	24.95	1.78

TC : Total Capacity (kBtu/h) IP : Input Power (kW)

			Indoor temperature									
			15.6°CDB		18.3°CDB		21.1°CDB		23.9°CDB		25.6°CDB	
Outdoor temperature	(°CDB)	(°CWB)	TC	IP	TC	IP	TC	IP	TC	IP	TC	IP
	-15.0	-16.1	4.28	1.92	4.17	1.96	4.07	2.00	3.97	2.04	3.87	2.08
	-10.0	-11.1	5.20	1.95	5.08	1.99	4.96	2.03	4.83	2.07	4.71	2.11
	-5.0	-7.2	6.01	1.98	5.86	2.02	5.72	2.06	5.58	2.10	5.44	2.14
	0.0	-2.2	6.39	1.86	6.24	1.90	6.08	1.94	5.93	1.98	5.78	2.02
	5.0	2.8	6.70	1.84	6.54	1.88	6.38	1.92	6.22	1.96	6.06	2.00
	8.3	6.1	7.07	1.94	6.90	1.98	6.73	2.02	6.56	2.06	6.40	2.10
	10.0	8.3	7.18	1.93	7.01	1.97	6.84	2.01	6.67	2.05	6.50	2.09
	15.0	10.0	7.53	1.91	7.35	1.95	7.17	1.99	6.99	2.03	6.81	2.07
	20.0	15.0	7.66	1.65	7.47	1.68	7.29	1.72	7.11	1.75	6.93	1.79
	23.9	18.3	8.08	1.64	7.89	1.68	7.70	1.71	7.51	1.75	7.31	1.78

TC : Total Capacity (kW) IP : Input Power (kW)

OUTDOOR UNIT
AOU36RLXFZ1

● Indoor unit : 18,000Btu

			Indoor temperature									
			60°FDB		65°FDB		70°FDB		75°FDB		78°FDB	
Outdoor temperature	(°FDB)	(°FWB)	TC	IP	TC	IP	TC	IP	TC	IP	TC	IP
	5	3	16.07	2.44	15.68	2.50	15.30	2.55	14.92	2.60	14.54	2.65
	14	12	19.55	2.48	19.09	2.53	18.62	2.58	18.16	2.63	17.69	2.69
	23	19	22.57	2.52	22.03	2.57	21.49	2.62	20.96	2.67	20.42	2.72
	32	28	24.00	2.37	23.43	2.42	22.86	2.47	22.29	2.52	21.71	2.57
	41	37	25.16	2.35	24.56	2.39	23.96	2.44	23.36	2.49	22.76	2.54
	47	43	26.56	2.47	25.93	2.52	25.29	2.57	24.66	2.62	24.03	2.67
	50	47	26.99	2.46	26.35	2.51	25.71	2.56	25.06	2.61	24.42	2.66
	59	50	28.29	2.43	27.62	2.49	26.95	2.54	26.27	2.59	25.60	2.64
	68	59	28.76	2.10	28.08	2.14	27.39	2.19	26.71	2.23	26.02	2.27
	75	65	30.37	2.09	29.64	2.13	28.92	2.18	28.20	2.22	27.47	2.26

TC : Total Capacity (kBtu/h) IP : Input Power (kW)

			Indoor temperature									
			15.6°CDB		18.3°CDB		21.1°CDB		23.9°CDB		25.6°CDB	
Outdoor temperature	(°CDB)	(°CWB)	TC	IP	TC	IP	TC	IP	TC	IP	TC	IP
	-15.0	-16.1	4.71	2.44	4.60	2.50	4.48	2.55	4.37	2.60	4.26	2.65
	-10.0	-11.1	5.73	2.48	5.59	2.53	5.46	2.58	5.32	2.63	5.19	2.69
	-5.0	-7.2	6.61	2.52	6.46	2.57	6.30	2.62	6.14	2.67	5.98	2.72
	0.0	-2.2	7.03	2.37	6.87	2.42	6.70	2.47	6.53	2.52	6.36	2.57
	5.0	2.8	7.37	2.35	7.20	2.39	7.02	2.44	6.85	2.49	6.67	2.54
	8.3	6.1	7.78	2.47	7.60	2.52	7.41	2.57	7.23	2.62	7.04	2.67
	10.0	8.3	7.91	2.46	7.72	2.51	7.53	2.56	7.35	2.61	7.16	2.66
	15.0	10.0	8.29	2.43	8.09	2.49	7.90	2.54	7.70	2.59	7.50	2.64
	20.0	15.0	8.43	2.10	8.23	2.14	8.03	2.19	7.83	2.23	7.63	2.27
	23.9	18.3	8.90	2.09	8.69	2.13	8.48	2.18	8.26	2.22	8.05	2.26

TC : Total Capacity (kW) IP : Input Power (kW)

● Indoor unit : 24,000Btu

			Indoor temperature									
			60°FDB		65°FDB		70°FDB		75°FDB		78°FDB	
Outdoor temperature	(°FDB)	(°FWB)	TC	IP	TC	IP	TC	IP	TC	IP	TC	IP
	5	3	19.70	3.20	19.23	3.27	18.76	3.33	18.29	3.40	17.82	3.47
	14	12	23.97	3.25	23.40	3.31	22.83	3.38	22.26	3.45	21.69	3.52
	23	19	27.67	3.29	27.01	3.36	26.35	3.43	25.69	3.50	25.03	3.57
	32	28	29.42	3.10	28.72	3.17	28.02	3.23	27.32	3.30	26.62	3.36
	41	37	30.84	3.07	30.11	3.14	29.37	3.20	28.64	3.26	27.90	3.33
	47	43	32.56	3.23	31.78	3.30	31.01	3.36	30.23	3.43	29.46	3.50
	50	47	33.09	3.22	32.30	3.29	31.52	3.35	30.73	3.42	29.94	3.49
	59	50	34.69	3.19	33.86	3.25	33.03	3.32	32.21	3.39	31.38	3.45
	68	59	35.26	2.75	34.42	2.81	33.58	2.86	32.74	2.92	31.91	2.98
	75	65	37.23	2.74	36.34	2.79	35.46	2.85	34.57	2.91	33.68	2.96

TC : Total Capacity (kBtu/h) IP : Input Power (kW)

			Indoor temperature									
			15.6°CDB		18.3°CDB		21.1°CDB		23.9°CDB		25.6°CDB	
Outdoor temperature	(°CDB)	(°CWB)	TC	IP	TC	IP	TC	IP	TC	IP	TC	IP
	-15.0	-16.1	5.77	3.20	5.64	3.27	5.50	3.33	5.36	3.40	5.22	3.47
	-10.0	-11.1	7.03	3.25	6.86	3.31	6.69	3.38	6.52	3.45	6.36	3.52
	-5.0	-7.2	8.11	3.29	7.92	3.36	7.72	3.43	7.53	3.50	7.34	3.57
	0.0	-2.2	8.62	3.10	8.42	3.17	8.21	3.23	8.01	3.30	7.80	3.36
	5.0	2.8	9.04	3.07	8.82	3.14	8.61	3.20	8.39	3.26	8.18	3.33
	8.3	6.1	9.54	3.23	9.32	3.30	9.09	3.36	8.86	3.43	8.63	3.50
	10.0	8.3	9.70	3.22	9.47	3.29	9.24	3.35	9.01	3.42	8.77	3.49
	15.0	10.0	10.17	3.19	9.92	3.25	9.68	3.32	9.44	3.39	9.20	3.45
	20.0	15.0	10.34	2.75	10.09	2.81	9.84	2.86	9.60	2.92	9.35	2.98
	23.9	18.3	10.91	2.74	10.65	2.79	10.39	2.85	10.13	2.91	9.87	2.96

TC : Total Capacity (kW) IP : Input Power (kW)

OUTDOOR UNIT
AOU36RLXFZ1

● Indoor unit : 7,000Btu + 7,000Btu + 14,000Btu

			Indoor temperature									
			60°FDB		65°FDB		70°FDB		75°FDB		78°FDB	
	(°FDB)	(°FWB)	TC	IP	TC	IP	TC	IP	TC	IP	TC	IP
Outdoor temperature	5	3	22.93	3.18	22.38	3.24	21.84	3.31	21.29	3.38	20.75	3.44
	14	12	27.91	3.22	27.24	3.29	26.58	3.36	25.92	3.43	25.25	3.49
	23	19	32.21	3.27	31.45	3.34	30.68	3.41	29.91	3.47	29.14	3.54
	32	28	34.25	3.08	33.44	3.15	32.62	3.21	31.81	3.28	30.99	3.34
	41	37	35.90	3.05	35.05	3.11	34.19	3.18	33.34	3.24	32.48	3.30
	47	43	37.91	3.21	37.00	3.27	36.10	3.34	35.20	3.41	34.30	3.47
	50	47	38.52	3.20	37.61	3.26	36.69	3.33	35.77	3.40	34.86	3.46
	59	50	40.38	3.17	39.42	3.23	38.46	3.30	37.50	3.36	36.54	3.43
	68	59	41.05	2.73	40.08	2.79	39.10	2.84	38.12	2.90	37.14	2.96
	75	65	43.34	2.72	42.31	2.77	41.28	2.83	40.24	2.89	39.21	2.94

TC : Total Capacity (kBtu/h) IP : Input Power (kW)

			Indoor temperature									
			15.6°CDB		18.3°CDB		21.1°CDB		23.9°CDB		25.6°CDB	
	(°CDB)	(°CWB)	TC	IP	TC	IP	TC	IP	TC	IP	TC	IP
Outdoor temperature	-15.0	-16.1	6.72	3.18	6.56	3.24	6.40	3.31	6.24	3.38	6.08	3.44
	-10.0	-11.1	8.18	3.22	7.98	3.29	7.79	3.36	7.60	3.43	7.40	3.49
	-5.0	-7.2	9.44	3.27	9.22	3.34	8.99	3.41	8.77	3.47	8.54	3.54
	0.0	-2.2	10.04	3.08	9.80	3.15	9.56	3.21	9.32	3.28	9.08	3.34
	5.0	2.8	10.52	3.05	10.27	3.11	10.02	3.18	9.77	3.24	9.52	3.30
	8.3	6.1	11.11	3.21	10.84	3.27	10.58	3.34	10.32	3.41	10.05	3.47
	10.0	8.3	11.29	3.20	11.02	3.26	10.75	3.33	10.48	3.40	10.22	3.46
	15.0	10.0	11.84	3.17	11.55	3.23	11.27	3.30	10.99	3.36	10.71	3.43
	20.0	15.0	12.03	2.73	11.75	2.79	11.46	2.84	11.17	2.90	10.89	2.96
	23.9	18.3	12.70	2.72	12.40	2.77	12.10	2.83	11.80	2.89	11.49	2.94

TC : Total Capacity (kW) IP : Input Power (kW)

● Indoor unit : 7,000Btu + 7,000Btu + 18,000Btu

			Indoor temperature									
			60°FDB		65°FDB		70°FDB		75°FDB		78°FDB	
	(°FDB)	(°FWB)	TC	IP	TC	IP	TC	IP	TC	IP	TC	IP
Outdoor temperature	5	3	24.84	3.58	24.24	3.65	23.65	3.73	23.06	3.80	22.47	3.88
	14	12	30.23	3.63	29.51	3.71	28.79	3.78	28.07	3.86	27.35	3.93
	23	19	34.89	3.68	34.06	3.76	33.23	3.84	32.40	3.91	31.57	3.99
	32	28	37.10	3.47	36.22	3.54	35.33	3.62	34.45	3.69	33.57	3.76
	41	37	38.89	3.43	37.96	3.51	37.04	3.58	36.11	3.65	35.18	3.72
	47	43	41.06	3.61	40.08	3.68	39.10	3.76	38.12	3.84	37.15	3.91
	50	47	41.73	3.60	40.73	3.67	39.74	3.75	38.75	3.82	37.75	3.90
	59	50	43.74	3.56	42.70	3.64	41.65	3.71	40.61	3.79	39.57	3.86
	68	59	44.46	3.07	43.41	3.14	42.35	3.20	41.29	3.27	40.23	3.33
	75	65	46.94	3.06	45.82	3.12	44.71	3.19	43.59	3.25	42.47	3.32

TC : Total Capacity (kBtu/h) IP : Input Power (kW)

			Indoor temperature									
			15.6°CDB		18.3°CDB		21.1°CDB		23.9°CDB		25.6°CDB	
	(°CDB)	(°CWB)	TC	IP	TC	IP	TC	IP	TC	IP	TC	IP
Outdoor temperature	-15.0	-16.1	7.28	3.58	7.11	3.65	6.93	3.73	6.76	3.80	6.59	3.88
	-10.0	-11.1	8.86	3.63	8.65	3.71	8.44	3.78	8.23	3.86	8.02	3.93
	-5.0	-7.2	10.23	3.68	9.98	3.76	9.74	3.84	9.49	3.91	9.25	3.99
	0.0	-2.2	10.87	3.47	10.61	3.54	10.36	3.62	10.10	3.69	9.84	3.76
	5.0	2.8	11.40	3.43	11.13	3.51	10.85	3.58	10.58	3.65	10.31	3.72
	8.3	6.1	12.03	3.61	11.75	3.68	11.46	3.76	11.17	3.84	10.89	3.91
	10.0	8.3	12.23	3.60	11.94	3.67	11.65	3.75	11.36	3.82	11.06	3.90
	15.0	10.0	12.82	3.56	12.51	3.64	12.21	3.71	11.90	3.79	11.60	3.86
	20.0	15.0	13.03	3.07	12.72	3.14	12.41	3.20	12.10	3.27	11.79	3.33
	23.9	18.3	13.76	3.06	13.43	3.12	13.10	3.19	12.78	3.25	12.45	3.32

TC : Total Capacity (kW) IP : Input Power (kW)

OUTDOOR UNIT
AOU36RLXFZ1

● Indoor unit : 7,000Btu + 7,000Btu + 24,000Btu

			Indoor temperature									
			60°FDB		65°FDB		70°FDB		75°FDB		78°FDB	
Outdoor temperature	(°FDB)	(°FWB)	TC	IP	TC	IP	TC	IP	TC	IP	TC	IP
	5	3	26.04	3.76	25.42	3.84	24.80	3.92	24.18	3.99	23.56	4.07
	14	12	31.70	3.81	30.94	3.89	30.19	3.97	29.43	4.05	28.68	4.13
	23	19	36.58	3.87	35.71	3.95	34.84	4.03	33.97	4.11	33.10	4.19
	32	28	38.90	3.65	37.98	3.72	37.05	3.80	36.12	3.87	35.20	3.95
	41	37	40.78	3.61	39.81	3.68	38.84	3.76	37.86	3.83	36.89	3.91
	47	43	43.05	3.79	42.03	3.87	41.00	3.95	39.98	4.03	38.95	4.11
	50	47	43.75	3.78	42.71	3.86	41.67	3.94	40.63	4.02	39.59	4.10
	59	50	45.86	3.74	44.77	3.82	43.68	3.90	42.59	3.98	41.49	4.06
	68	59	46.63	3.23	45.52	3.30	44.41	3.36	43.30	3.43	42.19	3.50
	75	65	49.22	3.21	48.05	3.28	46.88	3.35	45.71	3.42	44.54	3.48

TC : Total Capacity (kBtu/h) IP : Input Power (kW)

			Indoor temperature									
			15.6°CDB		18.3°CDB		21.1°CDB		23.9°CDB		25.6°CDB	
Outdoor temperature	(°CDB)	(°CWB)	TC	IP	TC	IP	TC	IP	TC	IP	TC	IP
	-15.0	-16.1	7.63	3.76	7.45	3.84	7.27	3.92	7.09	3.99	6.91	4.07
	-10.0	-11.1	9.29	3.81	9.07	3.89	8.85	3.97	8.63	4.05	8.41	4.13
	-5.0	-7.2	10.72	3.87	10.47	3.95	10.21	4.03	9.96	4.11	9.70	4.19
	0.0	-2.2	11.40	3.65	11.13	3.72	10.86	3.80	10.59	3.87	10.32	3.95
	5.0	2.8	11.95	3.61	11.67	3.68	11.38	3.76	11.10	3.83	10.81	3.91
	8.3	6.1	12.62	3.79	12.32	3.87	12.02	3.95	11.72	4.03	11.42	4.11
	10.0	8.3	12.82	3.78	12.52	3.86	12.21	3.94	11.91	4.02	11.60	4.10
	15.0	10.0	13.44	3.74	13.12	3.82	12.80	3.90	12.48	3.98	12.16	4.06
	20.0	15.0	13.67	3.23	13.34	3.30	13.01	3.36	12.69	3.43	12.36	3.50
	23.9	18.3	14.43	3.21	14.08	3.28	13.74	3.35	13.40	3.42	13.05	3.48

TC : Total Capacity (kW) IP : Input Power (kW)

● Indoor unit : 7,000Btu + 9,000Btu + 12,000Btu

			Indoor temperature									
			60°FDB		65°FDB		70°FDB		75°FDB		78°FDB	
Outdoor temperature	(°FDB)	(°FWB)	TC	IP	TC	IP	TC	IP	TC	IP	TC	IP
	5	3	22.23	3.21	21.70	3.27	21.17	3.34	20.64	3.41	20.11	3.47
	14	12	27.06	3.25	26.41	3.32	25.77	3.39	25.13	3.46	24.48	3.52
	23	19	31.23	3.30	30.49	3.37	29.74	3.44	29.00	3.51	28.26	3.57
	32	28	33.21	3.11	32.42	3.18	31.63	3.24	30.84	3.31	30.05	3.37
	41	37	34.81	3.08	33.98	3.14	33.15	3.21	32.32	3.27	31.49	3.33
	47	43	36.75	3.24	35.88	3.30	35.00	3.37	34.13	3.44	33.25	3.50
	50	47	37.35	3.23	36.46	3.29	35.57	3.36	34.68	3.43	33.79	3.49
	59	50	39.15	3.19	38.22	3.26	37.29	3.33	36.35	3.39	35.42	3.46
	68	59	39.80	2.75	38.85	2.81	37.91	2.87	36.96	2.93	36.01	2.98
	75	65	42.02	2.74	41.02	2.80	40.02	2.86	39.02	2.91	38.02	2.97

TC : Total Capacity (kBtu/h) IP : Input Power (kW)

			Indoor temperature									
			15.6°CDB		18.3°CDB		21.1°CDB		23.9°CDB		25.6°CDB	
Outdoor temperature	(°CDB)	(°CWB)	TC	IP	TC	IP	TC	IP	TC	IP	TC	IP
	-15.0	-16.1	6.52	3.21	6.36	3.27	6.21	3.34	6.05	3.41	5.90	3.47
	-10.0	-11.1	7.93	3.25	7.74	3.32	7.55	3.39	7.36	3.46	7.18	3.52
	-5.0	-7.2	9.15	3.30	8.94	3.37	8.72	3.44	8.50	3.51	8.28	3.57
	0.0	-2.2	9.73	3.11	9.50	3.18	9.27	3.24	9.04	3.31	8.81	3.37
	5.0	2.8	10.20	3.08	9.96	3.14	9.72	3.21	9.47	3.27	9.23	3.33
	8.3	6.1	10.77	3.24	10.51	3.30	10.26	3.37	10.00	3.44	9.75	3.50
	10.0	8.3	10.95	3.23	10.69	3.29	10.43	3.36	10.16	3.43	9.90	3.49
	15.0	10.0	11.47	3.19	11.20	3.26	10.93	3.33	10.65	3.39	10.38	3.46
	20.0	15.0	11.67	2.75	11.39	2.81	11.11	2.87	10.83	2.93	10.55	2.98
	23.9	18.3	12.32	2.74	12.02	2.80	11.73	2.86	11.44	2.91	11.14	2.97

TC : Total Capacity (kW) IP : Input Power (kW)

OUTDOOR UNIT
AOU36RLXFZ1

● Indoor unit : 7,000Btu + 9,000Btu + 14,000Btu

			Indoor temperature									
			60°FDB		65°FDB		70°FDB		75°FDB		78°FDB	
	(°FDB)	(°FWB)	TC	IP	TC	IP	TC	IP	TC	IP	TC	IP
Outdoor temperature	5	3	24.52	3.40	23.93	3.47	23.35	3.54	22.77	3.61	22.18	3.68
	14	12	29.84	3.45	29.13	3.52	28.42	3.59	27.71	3.66	27.00	3.73
	23	19	34.44	3.50	33.62	3.57	32.80	3.64	31.98	3.71	31.16	3.79
	32	28	36.63	3.30	35.75	3.36	34.88	3.43	34.01	3.50	33.14	3.57
	41	37	38.39	3.26	37.48	3.33	36.56	3.40	35.65	3.46	34.73	3.53
	47	43	40.53	3.43	39.57	3.50	38.60	3.57	37.64	3.64	36.67	3.71
	50	47	41.19	3.42	40.21	3.49	39.23	3.56	38.25	3.63	37.27	3.70
	59	50	43.18	3.38	42.15	3.45	41.12	3.53	40.09	3.60	39.07	3.67
	68	59	43.90	2.92	42.85	2.98	41.81	3.04	40.76	3.10	39.72	3.16
	75	65	46.34	2.91	45.24	2.97	44.14	3.03	43.03	3.09	41.93	3.15

TC : Total Capacity (kBtu/h) IP : Input Power (kW)

			Indoor temperature									
			15.6°CDB		18.3°CDB		21.1°CDB		23.9°CDB		25.6°CDB	
	(°CDB)	(°CWB)	TC	IP	TC	IP	TC	IP	TC	IP	TC	IP
Outdoor temperature	-15.0	-16.1	7.19	3.40	7.01	3.47	6.84	3.54	6.67	3.61	6.50	3.68
	-10.0	-11.1	8.75	3.45	8.54	3.52	8.33	3.59	8.12	3.66	7.91	3.73
	-5.0	-7.2	10.09	3.50	9.85	3.57	9.61	3.64	9.37	3.71	9.13	3.79
	0.0	-2.2	10.73	3.30	10.48	3.36	10.22	3.43	9.97	3.50	9.71	3.57
	5.0	2.8	11.25	3.26	10.98	3.33	10.72	3.40	10.45	3.46	10.18	3.53
	8.3	6.1	11.88	3.43	11.60	3.50	11.31	3.57	11.03	3.64	10.75	3.71
	10.0	8.3	12.07	3.42	11.79	3.49	11.50	3.56	11.21	3.63	10.92	3.70
	15.0	10.0	12.65	3.38	12.35	3.45	12.05	3.53	11.75	3.60	11.45	3.67
	20.0	15.0	12.87	2.92	12.56	2.98	12.25	3.04	11.95	3.10	11.64	3.16
	23.9	18.3	13.58	2.91	13.26	2.97	12.94	3.03	12.61	3.09	12.29	3.15

TC : Total Capacity (kW) IP : Input Power (kW)

● Indoor unit : 7,000Btu + 9,000Btu + 18,000Btu

			Indoor temperature									
			60°FDB		65°FDB		70°FDB		75°FDB		78°FDB	
	(°FDB)	(°FWB)	TC	IP	TC	IP	TC	IP	TC	IP	TC	IP
Outdoor temperature	5	3	25.53	3.68	24.93	3.76	24.32	3.84	23.71	3.91	23.10	3.99
	14	12	31.08	3.74	30.34	3.81	29.60	3.89	28.86	3.97	28.12	4.05
	23	19	35.87	3.79	35.02	3.87	34.16	3.95	33.31	4.03	32.45	4.11
	32	28	38.14	3.57	37.24	3.65	36.33	3.72	35.42	3.80	34.51	3.87
	41	37	39.98	3.53	39.03	3.61	38.08	3.68	37.13	3.76	36.17	3.83
	47	43	42.21	3.72	41.21	3.79	40.20	3.87	39.20	3.95	38.19	4.02
	50	47	42.90	3.70	41.88	3.78	40.86	3.86	39.84	3.94	38.81	4.01
	59	50	44.97	3.67	43.90	3.75	42.83	3.82	41.76	3.90	40.68	3.97
	68	59	45.72	3.16	44.63	3.23	43.54	3.30	42.45	3.36	41.36	3.43
	75	65	48.26	3.15	47.11	3.22	45.96	3.28	44.82	3.35	43.67	3.41

TC : Total Capacity (kBtu/h) IP : Input Power (kW)

			Indoor temperature									
			15.6°CDB		18.3°CDB		21.1°CDB		23.9°CDB		25.6°CDB	
	(°CDB)	(°CWB)	TC	IP	TC	IP	TC	IP	TC	IP	TC	IP
Outdoor temperature	-15.0	-16.1	7.48	3.68	7.31	3.76	7.13	3.84	6.95	3.91	6.77	3.99
	-10.0	-11.1	9.11	3.74	8.89	3.81	8.67	3.89	8.46	3.97	8.24	4.05
	-5.0	-7.2	10.51	3.79	10.26	3.87	10.01	3.95	9.76	4.03	9.51	4.11
	0.0	-2.2	11.18	3.57	10.91	3.65	10.65	3.72	10.38	3.80	10.11	3.87
	5.0	2.8	11.72	3.53	11.44	3.61	11.16	3.68	10.88	3.76	10.60	3.83
	8.3	6.1	12.37	3.72	12.08	3.79	11.78	3.87	11.49	3.95	11.19	4.02
	10.0	8.3	12.57	3.70	12.27	3.78	11.97	3.86	11.68	3.94	11.38	4.01
	15.0	10.0	13.18	3.67	12.87	3.75	12.55	3.82	12.24	3.90	11.92	3.97
	20.0	15.0	13.40	3.16	13.08	3.23	12.76	3.30	12.44	3.36	12.12	3.43
	23.9	18.3	14.15	3.15	13.81	3.22	13.47	3.28	13.13	3.35	12.80	3.41

TC : Total Capacity (kW) IP : Input Power (kW)

OUTDOOR UNIT
AOU36RLXFZ1

● Indoor unit : 7,000Btu + 12,000Btu + 12,000Btu

			Indoor temperature									
			60°FDB		65°FDB		70°FDB		75°FDB		78°FDB	
	(°FDB)	(°FWB)	TC	IP	TC	IP	TC	IP	TC	IP	TC	IP
Outdoor temperature	5	3	24.52	3.54	23.93	3.61	23.35	3.69	22.77	3.76	22.18	3.84
	14	12	29.84	3.59	29.13	3.67	28.42	3.74	27.71	3.82	27.00	3.89
	23	19	34.44	3.64	33.62	3.72	32.80	3.79	31.98	3.87	31.16	3.95
	32	28	36.63	3.43	35.75	3.51	34.88	3.58	34.01	3.65	33.14	3.72
	41	37	38.39	3.40	37.48	3.47	36.56	3.54	35.65	3.61	34.73	3.68
	47	43	40.53	3.57	39.57	3.65	38.60	3.72	37.64	3.79	36.67	3.87
	50	47	41.19	3.56	40.21	3.63	39.23	3.71	38.25	3.78	37.27	3.86
	59	50	43.18	3.53	42.15	3.60	41.12	3.67	40.09	3.75	39.07	3.82
	68	59	43.90	3.04	42.85	3.10	41.81	3.17	40.76	3.23	39.72	3.29
	75	65	46.34	3.03	45.24	3.09	44.14	3.15	43.03	3.22	41.93	3.28

TC : Total Capacity (kBtu/h) IP : Input Power (kW)

			Indoor temperature									
			15.6°CDB		18.3°CDB		21.1°CDB		23.9°CDB		25.6°CDB	
	(°CDB)	(°CWB)	TC	IP	TC	IP	TC	IP	TC	IP	TC	IP
Outdoor temperature	-15.0	-16.1	7.19	3.54	7.01	3.61	6.84	3.69	6.67	3.76	6.50	3.84
	-10.0	-11.1	8.75	3.59	8.54	3.67	8.33	3.74	8.12	3.82	7.91	3.89
	-5.0	-7.2	10.09	3.64	9.85	3.72	9.61	3.79	9.37	3.87	9.13	3.95
	0.0	-2.2	10.73	3.43	10.48	3.51	10.22	3.58	9.97	3.65	9.71	3.72
	5.0	2.8	11.25	3.40	10.98	3.47	10.72	3.54	10.45	3.61	10.18	3.68
	8.3	6.1	11.88	3.57	11.60	3.65	11.31	3.72	11.03	3.79	10.75	3.87
	10.0	8.3	12.07	3.56	11.79	3.63	11.50	3.71	11.21	3.78	10.92	3.86
	15.0	10.0	12.65	3.53	12.35	3.60	12.05	3.67	11.75	3.75	11.45	3.82
	20.0	15.0	12.87	3.04	12.56	3.10	12.25	3.17	11.95	3.23	11.64	3.29
	23.9	18.3	13.58	3.03	13.26	3.09	12.94	3.15	12.61	3.22	12.29	3.28

TC : Total Capacity (kW) IP : Input Power (kW)

● Indoor unit : 7,000Btu + 12,000Btu + 14,000Btu

			Indoor temperature									
			60°FDB		65°FDB		70°FDB		75°FDB		78°FDB	
	(°FDB)	(°FWB)	TC	IP	TC	IP	TC	IP	TC	IP	TC	IP
Outdoor temperature	5	3	25.28	3.50	24.68	3.58	24.08	3.65	23.48	3.72	22.87	3.79
	14	12	30.77	3.55	30.04	3.63	29.30	3.70	28.57	3.77	27.84	3.85
	23	19	35.51	3.60	34.67	3.68	33.82	3.75	32.98	3.83	32.13	3.90
	32	28	37.76	3.40	36.87	3.47	35.97	3.54	35.07	3.61	34.17	3.68
	41	37	39.58	3.36	38.64	3.43	37.70	3.50	36.76	3.57	35.81	3.64
	47	43	41.79	3.53	40.80	3.61	39.80	3.68	38.81	3.75	37.81	3.83
	50	47	42.47	3.52	41.46	3.60	40.45	3.67	39.44	3.74	38.43	3.82
	59	50	44.52	3.49	43.46	3.56	42.40	3.63	41.34	3.71	40.28	3.78
	68	59	45.26	3.01	44.18	3.07	43.11	3.13	42.03	3.20	40.95	3.26
	75	65	47.78	2.99	46.65	3.06	45.51	3.12	44.37	3.18	43.23	3.24

TC : Total Capacity (kBtu/h) IP : Input Power (kW)

			Indoor temperature									
			15.6°CDB		18.3°CDB		21.1°CDB		23.9°CDB		25.6°CDB	
	(°CDB)	(°CWB)	TC	IP	TC	IP	TC	IP	TC	IP	TC	IP
Outdoor temperature	-15.0	-16.1	7.41	3.50	7.23	3.58	7.06	3.65	6.88	3.72	6.70	3.79
	-10.0	-11.1	9.02	3.55	8.80	3.63	8.59	3.70	8.37	3.77	8.16	3.85
	-5.0	-7.2	10.41	3.60	10.16	3.68	9.91	3.75	9.66	3.83	9.42	3.90
	0.0	-2.2	11.07	3.40	10.80	3.47	10.54	3.54	10.28	3.61	10.01	3.68
	5.0	2.8	11.60	3.36	11.33	3.43	11.05	3.50	10.77	3.57	10.50	3.64
	8.3	6.1	12.25	3.53	11.96	3.61	11.66	3.68	11.37	3.75	11.08	3.83
	10.0	8.3	12.45	3.52	12.15	3.60	11.86	3.67	11.56	3.74	11.26	3.82
	15.0	10.0	13.05	3.49	12.74	3.56	12.43	3.63	12.12	3.71	11.81	3.78
	20.0	15.0	13.27	3.01	12.95	3.07	12.63	3.13	12.32	3.20	12.00	3.26
	23.9	18.3	14.00	2.99	13.67	3.06	13.34	3.12	13.00	3.18	12.67	3.24

TC : Total Capacity (kW) IP : Input Power (kW)

OUTDOOR UNIT
AOU36RLXFZ1

● Indoor unit : 7,000Btu + 12,000Btu + 18,000Btu

			Indoor temperature									
			60°FDB		65°FDB		70°FDB		75°FDB		78°FDB	
Outdoor temperature	(°FDB)	(°FWB)	TC	IP	TC	IP	TC	IP	TC	IP	TC	IP
	5	3	26.04	3.76	25.42	3.84	24.80	3.92	24.18	3.99	23.56	4.07
	14	12	31.70	3.81	30.94	3.89	30.19	3.97	29.43	4.05	28.68	4.13
	23	19	36.58	3.87	35.71	3.95	34.84	4.03	33.97	4.11	33.10	4.19
	32	28	38.90	3.65	37.98	3.72	37.05	3.80	36.12	3.87	35.20	3.95
	41	37	40.78	3.61	39.81	3.68	38.84	3.76	37.86	3.83	36.89	3.91
	47	43	43.05	3.79	42.03	3.87	41.00	3.95	39.98	4.03	38.95	4.11
	50	47	43.75	3.78	42.71	3.86	41.67	3.94	40.63	4.02	39.59	4.10
	59	50	45.86	3.74	44.77	3.82	43.68	3.90	42.59	3.98	41.49	4.06
	68	59	46.63	3.23	45.52	3.30	44.41	3.36	43.30	3.43	42.19	3.50
	75	65	49.22	3.21	48.05	3.28	46.88	3.35	45.71	3.42	44.54	3.48

TC : Total Capacity (kBtu/h) IP : Input Power (kW)

			Indoor temperature									
			15.6°CDB		18.3°CDB		21.1°CDB		23.9°CDB		25.6°CDB	
Outdoor temperature	(°CDB)	(°CWB)	TC	IP	TC	IP	TC	IP	TC	IP	TC	IP
	-15.0	-16.1	7.63	3.76	7.45	3.84	7.27	3.92	7.09	3.99	6.91	4.07
	-10.0	-11.1	9.29	3.81	9.07	3.89	8.85	3.97	8.63	4.05	8.41	4.13
	-5.0	-7.2	10.72	3.87	10.47	3.95	10.21	4.03	9.96	4.11	9.70	4.19
	0.0	-2.2	11.40	3.65	11.13	3.72	10.86	3.80	10.59	3.87	10.32	3.95
	5.0	2.8	11.95	3.61	11.67	3.68	11.38	3.76	11.10	3.83	10.81	3.91
	8.3	6.1	12.62	3.79	12.32	3.87	12.02	3.95	11.72	4.03	11.42	4.11
	10.0	8.3	12.82	3.78	12.52	3.86	12.21	3.94	11.91	4.02	11.60	4.10
	15.0	10.0	13.44	3.74	13.12	3.82	12.80	3.90	12.48	3.98	12.16	4.06
	20.0	15.0	13.67	3.23	13.34	3.30	13.01	3.36	12.69	3.43	12.36	3.50
	23.9	18.3	14.43	3.21	14.08	3.28	13.74	3.35	13.40	3.42	13.05	3.48

TC : Total Capacity (kW) IP : Input Power (kW)

● Indoor unit : 9,000Btu + 9,000Btu + 9,000Btu

			Indoor temperature									
			60°FDB		65°FDB		70°FDB		75°FDB		78°FDB	
Outdoor temperature	(°FDB)	(°FWB)	TC	IP	TC	IP	TC	IP	TC	IP	TC	IP
	5	3	21.53	3.10	21.02	3.17	20.51	3.23	20.00	3.30	19.48	3.36
	14	12	26.21	3.15	25.58	3.21	24.96	3.28	24.34	3.34	23.71	3.41
	23	19	30.25	3.19	29.53	3.26	28.81	3.33	28.09	3.39	27.37	3.46
	32	28	32.17	3.01	31.40	3.07	30.63	3.13	29.87	3.20	29.10	3.26
	41	37	33.72	2.98	32.91	3.04	32.11	3.10	31.31	3.16	30.50	3.23
	47	43	35.60	3.13	34.75	3.19	33.90	3.26	33.05	3.33	32.21	3.39
	50	47	36.18	3.12	35.31	3.18	34.45	3.25	33.59	3.31	32.73	3.38
	59	50	37.92	3.09	37.02	3.15	36.11	3.22	35.21	3.28	34.31	3.35
	68	59	38.55	2.66	37.63	2.72	36.72	2.78	35.80	2.83	34.88	2.89
	75	65	40.70	2.65	39.73	2.71	38.76	2.76	37.79	2.82	36.82	2.87

TC : Total Capacity (kBtu/h) IP : Input Power (kW)

			Indoor temperature									
			15.6°CDB		18.3°CDB		21.1°CDB		23.9°CDB		25.6°CDB	
Outdoor temperature	(°CDB)	(°CWB)	TC	IP	TC	IP	TC	IP	TC	IP	TC	IP
	-15.0	-16.1	6.31	3.10	6.16	3.17	6.01	3.23	5.86	3.30	5.71	3.36
	-10.0	-11.1	7.68	3.15	7.50	3.21	7.32	3.28	7.13	3.34	6.95	3.41
	-5.0	-7.2	8.87	3.19	8.65	3.26	8.44	3.33	8.23	3.39	8.02	3.46
	0.0	-2.2	9.43	3.01	9.20	3.07	8.98	3.13	8.75	3.20	8.53	3.26
	5.0	2.8	9.88	2.98	9.65	3.04	9.41	3.10	9.18	3.16	8.94	3.23
	8.3	6.1	10.43	3.13	10.18	3.19	9.94	3.26	9.69	3.33	9.44	3.39
	10.0	8.3	10.60	3.12	10.35	3.18	10.10	3.25	9.85	3.31	9.59	3.38
	15.0	10.0	11.11	3.09	10.85	3.15	10.58	3.22	10.32	3.28	10.06	3.35
	20.0	15.0	11.30	2.66	11.03	2.72	10.76	2.78	10.49	2.83	10.22	2.89
	23.9	18.3	11.93	2.65	11.64	2.71	11.36	2.76	11.08	2.82	10.79	2.87

TC : Total Capacity (kW) IP : Input Power (kW)

OUTDOOR UNIT
AOU36RLXFZ1

● Indoor unit : 9,000Btu + 9,000Btu + 12,000Btu

			Indoor temperature									
			60°FDB		65°FDB		70°FDB		75°FDB		78°FDB	
	(°FDB)	(°FWB)	TC	IP	TC	IP	TC	IP	TC	IP	TC	IP
Outdoor temperature	5	3	23.82	3.44	23.25	3.51	22.69	3.58	22.12	3.65	21.55	3.72
	14	12	28.99	3.49	28.30	3.56	27.61	3.63	26.92	3.70	26.23	3.78
	23	19	33.46	3.53	32.66	3.61	31.87	3.68	31.07	3.76	30.27	3.83
	32	28	35.58	3.33	34.73	3.40	33.89	3.47	33.04	3.54	32.19	3.61
	41	37	37.30	3.30	36.41	3.37	35.52	3.43	34.63	3.50	33.74	3.57
	47	43	39.38	3.47	38.44	3.54	37.50	3.61	36.56	3.68	35.63	3.75
	50	47	40.02	3.45	39.07	3.53	38.11	3.60	37.16	3.67	36.21	3.74
	59	50	41.95	3.42	40.95	3.49	39.95	3.56	38.95	3.64	37.95	3.71
	68	59	42.65	2.95	41.63	3.01	40.61	3.07	39.60	3.14	38.58	3.20
	75	65	45.02	2.94	43.95	3.00	42.88	3.06	41.81	3.12	40.73	3.18

TC : Total Capacity (kBtu/h) IP : Input Power (kW)

			Indoor temperature									
			15.6°CDB		18.3°CDB		21.1°CDB		23.9°CDB		25.6°CDB	
	(°CDB)	(°CWB)	TC	IP	TC	IP	TC	IP	TC	IP	TC	IP
Outdoor temperature	-15.0	-16.1	6.98	3.44	6.82	3.51	6.65	3.58	6.48	3.65	6.32	3.72
	-10.0	-11.1	8.50	3.49	8.29	3.56	8.09	3.63	7.89	3.70	7.69	3.78
	-5.0	-7.2	9.81	3.53	9.57	3.61	9.34	3.68	9.11	3.76	8.87	3.83
	0.0	-2.2	10.43	3.33	10.18	3.40	9.93	3.47	9.68	3.54	9.44	3.61
	5.0	2.8	10.93	3.30	10.67	3.37	10.41	3.43	10.15	3.50	9.89	3.57
	8.3	6.1	11.54	3.47	11.27	3.54	10.99	3.61	10.72	3.68	10.44	3.75
	10.0	8.3	11.73	3.45	11.45	3.53	11.17	3.60	10.89	3.67	10.61	3.74
	15.0	10.0	12.29	3.42	12.00	3.49	11.71	3.56	11.42	3.64	11.12	3.71
	20.0	15.0	12.50	2.95	12.20	3.01	11.90	3.07	11.61	3.14	11.31	3.20
	23.9	18.3	13.20	2.94	12.88	3.00	12.57	3.06	12.25	3.12	11.94	3.18

TC : Total Capacity (kW) IP : Input Power (kW)

● Indoor unit : 9,000Btu + 9,000Btu + 14,000Btu

			Indoor temperature									
			60°FDB		65°FDB		70°FDB		75°FDB		78°FDB	
	(°FDB)	(°FWB)	TC	IP	TC	IP	TC	IP	TC	IP	TC	IP
Outdoor temperature	5	3	25.28	3.50	24.68	3.58	24.08	3.65	23.48	3.72	22.87	3.79
	14	12	30.77	3.55	30.04	3.63	29.30	3.70	28.57	3.77	27.84	3.85
	23	19	35.51	3.60	34.67	3.68	33.82	3.75	32.98	3.83	32.13	3.90
	32	28	37.76	3.40	36.87	3.47	35.97	3.54	35.07	3.61	34.17	3.68
	41	37	39.58	3.36	38.64	3.43	37.70	3.50	36.76	3.57	35.81	3.64
	47	43	41.79	3.53	40.80	3.61	39.80	3.68	38.81	3.75	37.81	3.83
	50	47	42.47	3.52	41.46	3.60	40.45	3.67	39.44	3.74	38.43	3.82
	59	50	44.52	3.49	43.46	3.56	42.40	3.63	41.34	3.71	40.28	3.78
	68	59	45.26	3.01	44.18	3.07	43.11	3.13	42.03	3.20	40.95	3.26
	75	65	47.78	2.99	46.65	3.06	45.51	3.12	44.37	3.18	43.23	3.24

TC : Total Capacity (kBtu/h) IP : Input Power (kW)

			Indoor temperature									
			15.6°CDB		18.3°CDB		21.1°CDB		23.9°CDB		25.6°CDB	
	(°CDB)	(°CWB)	TC	IP	TC	IP	TC	IP	TC	IP	TC	IP
Outdoor temperature	-15.0	-16.1	7.41	3.50	7.23	3.58	7.06	3.65	6.88	3.72	6.70	3.79
	-10.0	-11.1	9.02	3.55	8.80	3.63	8.59	3.70	8.37	3.77	8.16	3.85
	-5.0	-7.2	10.41	3.60	10.16	3.68	9.91	3.75	9.66	3.83	9.42	3.90
	0.0	-2.2	11.07	3.40	10.80	3.47	10.54	3.54	10.28	3.61	10.01	3.68
	5.0	2.8	11.60	3.36	11.33	3.43	11.05	3.50	10.77	3.57	10.50	3.64
	8.3	6.1	12.25	3.53	11.96	3.61	11.66	3.68	11.37	3.75	11.08	3.83
	10.0	8.3	12.45	3.52	12.15	3.60	11.86	3.67	11.56	3.74	11.26	3.82
	15.0	10.0	13.05	3.49	12.74	3.56	12.43	3.63	12.12	3.71	11.81	3.78
	20.0	15.0	13.27	3.01	12.95	3.07	12.63	3.13	12.32	3.20	12.00	3.26
	23.9	18.3	14.00	2.99	13.67	3.06	13.34	3.12	13.00	3.18	12.67	3.24

TC : Total Capacity (kW) IP : Input Power (kW)

OUTDOOR UNIT
AOU36RLXFZ1

● Indoor unit : 9,000Btu + 9,000Btu + 18,000Btu

			Indoor temperature									
			60°FDB		65°FDB		70°FDB		75°FDB		78°FDB	
Outdoor temperature	(°FDB)	(°FWB)	TC	IP	TC	IP	TC	IP	TC	IP	TC	IP
	5	3	26.04	3.76	25.42	3.84	24.80	3.92	24.18	3.99	23.56	4.07
	14	12	31.70	3.81	30.94	3.89	30.19	3.97	29.43	4.05	28.68	4.13
	23	19	36.58	3.87	35.71	3.95	34.84	4.03	33.97	4.11	33.10	4.19
	32	28	38.90	3.65	37.98	3.72	37.05	3.80	36.12	3.87	35.20	3.95
	41	37	40.78	3.61	39.81	3.68	38.84	3.76	37.86	3.83	36.89	3.91
	47	43	43.05	3.79	42.03	3.87	41.00	3.95	39.98	4.03	38.95	4.11
	50	47	43.75	3.78	42.71	3.86	41.67	3.94	40.63	4.02	39.59	4.10
	59	50	45.86	3.74	44.77	3.82	43.68	3.90	42.59	3.98	41.49	4.06
	68	59	46.63	3.23	45.52	3.30	44.41	3.36	43.30	3.43	42.19	3.50
	75	65	49.22	3.21	48.05	3.28	46.88	3.35	45.71	3.42	44.54	3.48

TC : Total Capacity (kBtu/h) IP : Input Power (kW)

			Indoor temperature									
			15.6°CDB		18.3°CDB		21.1°CDB		23.9°CDB		25.6°CDB	
Outdoor temperature	(°CDB)	(°CWB)	TC	IP	TC	IP	TC	IP	TC	IP	TC	IP
	-15.0	-16.1	7.63	3.76	7.45	3.84	7.27	3.92	7.09	3.99	6.91	4.07
	-10.0	-11.1	9.29	3.81	9.07	3.89	8.85	3.97	8.63	4.05	8.41	4.13
	-5.0	-7.2	10.72	3.87	10.47	3.95	10.21	4.03	9.96	4.11	9.70	4.19
	0.0	-2.2	11.40	3.65	11.13	3.72	10.86	3.80	10.59	3.87	10.32	3.95
	5.0	2.8	11.95	3.61	11.67	3.68	11.38	3.76	11.10	3.83	10.81	3.91
	8.3	6.1	12.62	3.79	12.32	3.87	12.02	3.95	11.72	4.03	11.42	4.11
	10.0	8.3	12.82	3.78	12.52	3.86	12.21	3.94	11.91	4.02	11.60	4.10
	15.0	10.0	13.44	3.74	13.12	3.82	12.80	3.90	12.48	3.98	12.16	4.06
	20.0	15.0	13.67	3.23	13.34	3.30	13.01	3.36	12.69	3.43	12.36	3.50
	23.9	18.3	14.43	3.21	14.08	3.28	13.74	3.35	13.40	3.42	13.05	3.48

TC : Total Capacity (kW) IP : Input Power (kW)

● Indoor unit : 9,000Btu + 12,000Btu + 12,000Btu

			Indoor temperature									
			60°FDB		65°FDB		70°FDB		75°FDB		78°FDB	
Outdoor temperature	(°FDB)	(°FWB)	TC	IP	TC	IP	TC	IP	TC	IP	TC	IP
	5	3	25.34	3.65	24.74	3.73	24.14	3.81	23.53	3.88	22.93	3.96
	14	12	30.85	3.71	30.11	3.78	29.38	3.86	28.64	3.94	27.91	4.02
	23	19	35.60	3.76	34.76	3.84	33.91	3.92	33.06	4.00	32.21	4.07
	32	28	37.86	3.54	36.96	3.62	36.06	3.69	35.16	3.77	34.25	3.84
	41	37	39.68	3.51	38.74	3.58	37.79	3.65	36.85	3.73	35.90	3.80
	47	43	41.90	3.69	40.90	3.76	39.90	3.84	38.90	3.92	37.91	3.99
	50	47	42.58	3.67	41.57	3.75	40.55	3.83	39.54	3.90	38.52	3.98
	59	50	44.63	3.64	43.57	3.72	42.51	3.79	41.44	3.87	40.38	3.94
	68	59	45.37	3.14	44.29	3.20	43.21	3.27	42.13	3.34	41.05	3.40
	75	65	47.90	3.13	46.76	3.19	45.62	3.26	44.48	3.32	43.34	3.39

TC : Total Capacity (kBtu/h) IP : Input Power (kW)

			Indoor temperature									
			15.6°CDB		18.3°CDB		21.1°CDB		23.9°CDB		25.6°CDB	
Outdoor temperature	(°CDB)	(°CWB)	TC	IP	TC	IP	TC	IP	TC	IP	TC	IP
	-15.0	-16.1	7.43	3.65	7.25	3.73	7.07	3.81	6.90	3.88	6.72	3.96
	-10.0	-11.1	9.04	3.71	8.83	3.78	8.61	3.86	8.39	3.94	8.18	4.02
	-5.0	-7.2	10.43	3.76	10.19	3.84	9.94	3.92	9.69	4.00	9.44	4.07
	0.0	-2.2	11.10	3.54	10.83	3.62	10.57	3.69	10.30	3.77	10.04	3.84
	5.0	2.8	11.63	3.51	11.35	3.58	11.08	3.65	10.80	3.73	10.52	3.80
	8.3	6.1	12.28	3.69	11.99	3.76	11.69	3.84	11.40	3.92	11.11	3.99
	10.0	8.3	12.48	3.67	12.18	3.75	11.89	3.83	11.59	3.90	11.29	3.98
	15.0	10.0	13.08	3.64	12.77	3.72	12.46	3.79	12.15	3.87	11.84	3.94
	20.0	15.0	13.30	3.14	12.98	3.20	12.67	3.27	12.35	3.34	12.03	3.40
	23.9	18.3	14.04	3.13	13.71	3.19	13.37	3.26	13.04	3.32	12.70	3.39

TC : Total Capacity (kW) IP : Input Power (kW)

OUTDOOR UNIT
AOU36RLXFZ1

● Indoor unit : 9,000Btu + 12,000Btu + 14,000Btu

			Indoor temperature									
			60°FDB		65°FDB		70°FDB		75°FDB		78°FDB	
	(°FDB)	(°FWB)	TC	IP	TC	IP	TC	IP	TC	IP	TC	IP
Outdoor temperature	5	3	25.98	3.60	25.36	3.67	24.74	3.75	24.12	3.82	23.51	3.90
	14	12	31.62	3.65	30.87	3.73	30.11	3.80	29.36	3.88	28.61	3.95
	23	19	36.50	3.70	35.63	3.78	34.76	3.86	33.89	3.93	33.02	4.01
	32	28	38.81	3.49	37.88	3.56	36.96	3.63	36.04	3.71	35.11	3.78
	41	37	40.68	3.45	39.71	3.52	38.74	3.60	37.77	3.67	36.80	3.74
	47	43	42.95	3.63	41.92	3.70	40.90	3.78	39.88	3.86	38.86	3.93
	50	47	43.65	3.62	42.61	3.69	41.57	3.77	40.53	3.84	39.49	3.92
	59	50	45.75	3.58	44.66	3.66	43.57	3.73	42.48	3.81	41.39	3.88
	68	59	46.51	3.09	45.40	3.15	44.30	3.22	43.19	3.28	42.08	3.35
	75	65	49.10	3.08	47.93	3.14	46.77	3.20	45.60	3.27	44.43	3.33

TC : Total Capacity (kBtu/h) IP : Input Power (kW)

			Indoor temperature									
			15.6°CDB		18.3°CDB		21.1°CDB		23.9°CDB		25.6°CDB	
	(°CDB)	(°CWB)	TC	IP	TC	IP	TC	IP	TC	IP	TC	IP
Outdoor temperature	-15.0	-16.1	7.61	3.60	7.43	3.67	7.25	3.75	7.07	3.82	6.89	3.90
	-10.0	-11.1	9.27	3.65	9.05	3.73	8.83	3.80	8.61	3.88	8.38	3.95
	-5.0	-7.2	10.70	3.70	10.44	3.78	10.19	3.86	9.93	3.93	9.68	4.01
	0.0	-2.2	11.37	3.49	11.10	3.56	10.83	3.63	10.56	3.71	10.29	3.78
	5.0	2.8	11.92	3.45	11.64	3.52	11.35	3.60	11.07	3.67	10.79	3.74
	8.3	6.1	12.59	3.63	12.29	3.70	11.99	3.78	11.69	3.86	11.39	3.93
	10.0	8.3	12.79	3.62	12.49	3.69	12.18	3.77	11.88	3.84	11.57	3.92
	15.0	10.0	13.41	3.58	13.09	3.66	12.77	3.73	12.45	3.81	12.13	3.88
	20.0	15.0	13.63	3.09	13.31	3.15	12.98	3.22	12.66	3.28	12.33	3.35
	23.9	18.3	14.39	3.08	14.05	3.14	13.71	3.20	13.36	3.27	13.02	3.33

TC : Total Capacity (kW) IP : Input Power (kW)

● Indoor unit : 9,000Btu + 12,000Btu + 18,000Btu

			Indoor temperature									
			60°FDB		65°FDB		70°FDB		75°FDB		78°FDB	
	(°FDB)	(°FWB)	TC	IP	TC	IP	TC	IP	TC	IP	TC	IP
Outdoor temperature	5	3	26.04	3.76	25.42	3.84	24.80	3.92	24.18	3.99	23.56	4.07
	14	12	31.70	3.81	30.94	3.89	30.19	3.97	29.43	4.05	28.68	4.13
	23	19	36.58	3.87	35.71	3.95	34.84	4.03	33.97	4.11	33.10	4.19
	32	28	38.90	3.65	37.98	3.72	37.05	3.80	36.12	3.87	35.20	3.95
	41	37	40.78	3.61	39.81	3.68	38.84	3.76	37.86	3.83	36.89	3.91
	47	43	43.05	3.79	42.03	3.87	41.00	3.95	39.98	4.03	38.95	4.11
	50	47	43.75	3.78	42.71	3.86	41.67	3.94	40.63	4.02	39.59	4.10
	59	50	45.86	3.74	44.77	3.82	43.68	3.90	42.59	3.98	41.49	4.06
	68	59	46.63	3.23	45.52	3.30	44.41	3.36	43.30	3.43	42.19	3.50
	75	65	49.22	3.21	48.05	3.28	46.88	3.35	45.71	3.42	44.54	3.48

TC : Total Capacity (kBtu/h) IP : Input Power (kW)

			Indoor temperature									
			15.6°CDB		18.3°CDB		21.1°CDB		23.9°CDB		25.6°CDB	
	(°CDB)	(°CWB)	TC	IP	TC	IP	TC	IP	TC	IP	TC	IP
Outdoor temperature	-15.0	-16.1	7.63	3.76	7.45	3.84	7.27	3.92	7.09	3.99	6.91	4.07
	-10.0	-11.1	9.29	3.81	9.07	3.89	8.85	3.97	8.63	4.05	8.41	4.13
	-5.0	-7.2	10.72	3.87	10.47	3.95	10.21	4.03	9.96	4.11	9.70	4.19
	0.0	-2.2	11.40	3.65	11.13	3.72	10.86	3.80	10.59	3.87	10.32	3.95
	5.0	2.8	11.95	3.61	11.67	3.68	11.38	3.76	11.10	3.83	10.81	3.91
	8.3	6.1	12.62	3.79	12.32	3.87	12.02	3.95	11.72	4.03	11.42	4.11
	10.0	8.3	12.82	3.78	12.52	3.86	12.21	3.94	11.91	4.02	11.60	4.10
	15.0	10.0	13.44	3.74	13.12	3.82	12.80	3.90	12.48	3.98	12.16	4.06
	20.0	15.0	13.67	3.23	13.34	3.30	13.01	3.36	12.69	3.43	12.36	3.50
	23.9	18.3	14.43	3.21	14.08	3.28	13.74	3.35	13.40	3.42	13.05	3.48

TC : Total Capacity (kW) IP : Input Power (kW)

OUTDOOR UNIT
AOU36RLXFZ1

● Indoor unit : 12,000Btu + 12,000Btu + 12,000Btu

			Indoor temperature									
			60°FDB		65°FDB		70°FDB		75°FDB		78°FDB	
Outdoor temperature	(°FDB)	(°FWB)	TC	IP	TC	IP	TC	IP	TC	IP	TC	IP
	5	3	25.92	3.74	25.30	3.82	24.68	3.90	24.06	3.97	23.45	4.05
	14	12	31.54	3.79	30.79	3.87	30.04	3.95	29.29	4.03	28.54	4.11
	23	19	36.41	3.85	35.54	3.93	34.67	4.01	33.81	4.09	32.94	4.17
	32	28	38.71	3.63	37.79	3.70	36.87	3.78	35.95	3.85	35.03	3.93
	41	37	40.58	3.59	39.61	3.66	38.65	3.74	37.68	3.81	36.71	3.89
	47	43	42.84	3.77	41.82	3.85	40.80	3.93	39.78	4.01	38.76	4.09
	50	47	43.54	3.76	42.50	3.84	41.47	3.92	40.43	4.00	39.39	4.07
	59	50	45.64	3.73	44.55	3.80	43.47	3.88	42.38	3.96	41.29	4.04
	68	59	46.40	3.21	45.29	3.28	44.19	3.35	43.08	3.41	41.98	3.48
	75	65	48.98	3.20	47.82	3.27	46.65	3.33	45.48	3.40	44.32	3.46

TC : Total Capacity (kBtu/h) IP : Input Power (kW)

			Indoor temperature									
			15.6°CDB		18.3°CDB		21.1°CDB		23.9°CDB		25.6°CDB	
Outdoor temperature	(°CDB)	(°CWB)	TC	IP	TC	IP	TC	IP	TC	IP	TC	IP
	-15.0	-16.1	7.60	3.74	7.41	3.82	7.23	3.90	7.05	3.97	6.87	4.05
	-10.0	-11.1	9.24	3.79	9.02	3.87	8.80	3.95	8.58	4.03	8.36	4.11
	-5.0	-7.2	10.67	3.85	10.42	3.93	10.16	4.01	9.91	4.09	9.65	4.17
	0.0	-2.2	11.35	3.63	11.08	3.70	10.81	3.78	10.54	3.85	10.27	3.93
	5.0	2.8	11.89	3.59	11.61	3.66	11.33	3.74	11.04	3.81	10.76	3.89
	8.3	6.1	12.56	3.77	12.26	3.85	11.96	3.93	11.66	4.01	11.36	4.09
	10.0	8.3	12.76	3.76	12.46	3.84	12.15	3.92	11.85	4.00	11.55	4.07
	15.0	10.0	13.38	3.73	13.06	3.80	12.74	3.88	12.42	3.96	12.10	4.04
	20.0	15.0	13.60	3.21	13.27	3.28	12.95	3.35	12.63	3.41	12.30	3.48
	23.9	18.3	14.36	3.20	14.01	3.27	13.67	3.33	13.33	3.40	12.99	3.46

TC : Total Capacity (kW) IP : Input Power (kW)

● Indoor unit : 12,000Btu + 12,000Btu + 14,000Btu

			Indoor temperature									
			60°FDB		65°FDB		70°FDB		75°FDB		78°FDB	
Outdoor temperature	(°FDB)	(°FWB)	TC	IP	TC	IP	TC	IP	TC	IP	TC	IP
	5	3	26.04	3.61	25.42	3.68	24.80	3.76	24.18	3.83	23.56	3.91
	14	12	31.70	3.66	30.94	3.74	30.19	3.81	29.43	3.89	28.68	3.96
	23	19	36.58	3.71	35.71	3.79	34.84	3.87	33.97	3.94	33.10	4.02
	32	28	38.90	3.50	37.98	3.57	37.05	3.64	36.12	3.72	35.20	3.79
	41	37	40.78	3.46	39.81	3.53	38.84	3.61	37.86	3.68	36.89	3.75
	47	43	43.05	3.64	42.03	3.71	41.00	3.79	39.98	3.87	38.95	3.94
	50	47	43.75	3.63	42.71	3.70	41.67	3.78	40.63	3.85	39.59	3.93
	59	50	45.86	3.59	44.77	3.67	43.68	3.74	42.59	3.82	41.49	3.89
	68	59	46.63	3.10	45.52	3.16	44.41	3.23	43.30	3.29	42.19	3.36
	75	65	49.22	3.08	48.05	3.15	46.88	3.21	45.71	3.28	44.54	3.34

TC : Total Capacity (kBtu/h) IP : Input Power (kW)

			Indoor temperature									
			15.6°CDB		18.3°CDB		21.1°CDB		23.9°CDB		25.6°CDB	
Outdoor temperature	(°CDB)	(°CWB)	TC	IP	TC	IP	TC	IP	TC	IP	TC	IP
	-15.0	-16.1	7.63	3.61	7.45	3.68	7.27	3.76	7.09	3.83	6.91	3.91
	-10.0	-11.1	9.29	3.66	9.07	3.74	8.85	3.81	8.63	3.89	8.41	3.96
	-5.0	-7.2	10.72	3.71	10.47	3.79	10.21	3.87	9.96	3.94	9.70	4.02
	0.0	-2.2	11.40	3.50	11.13	3.57	10.86	3.64	10.59	3.72	10.32	3.79
	5.0	2.8	11.95	3.46	11.67	3.53	11.38	3.61	11.10	3.68	10.81	3.75
	8.3	6.1	12.62	3.64	12.32	3.71	12.02	3.79	11.72	3.87	11.42	3.94
	10.0	8.3	12.82	3.63	12.52	3.70	12.21	3.78	11.91	3.85	11.60	3.93
	15.0	10.0	13.44	3.59	13.12	3.67	12.80	3.74	12.48	3.82	12.16	3.89
	20.0	15.0	13.67	3.10	13.34	3.16	13.01	3.23	12.69	3.29	12.36	3.36
	23.9	18.3	14.43	3.08	14.08	3.15	13.74	3.21	13.40	3.28	13.05	3.34

TC : Total Capacity (kW) IP : Input Power (kW)

OUTDOOR UNIT
AOU36RLXFZ1

● Indoor unit : 7,000Btu + 7,000Btu + 7,000Btu + 7,000Btu

			Indoor temperature									
			60°FDB		65°FDB		70°FDB		75°FDB		78°FDB	
Outdoor temperature	(°FDB)	(°FWB)	TC	IP	TC	IP	TC	IP	TC	IP	TC	IP
	5	3	22.36	3.04	21.83	3.10	21.29	3.16	20.76	3.23	20.23	3.29
	14	12	27.21	3.08	26.56	3.14	25.92	3.21	25.27	3.27	24.62	3.34
	23	19	31.41	3.12	30.66	3.19	29.91	3.25	29.17	3.32	28.42	3.38
	32	28	33.40	2.94	32.60	3.01	31.81	3.07	31.01	3.13	30.22	3.19
	41	37	35.01	2.91	34.17	2.97	33.34	3.04	32.51	3.10	31.67	3.16
	47	43	36.96	3.06	36.08	3.13	35.20	3.19	34.32	3.25	33.44	3.32
	50	47	37.56	3.05	36.67	3.12	35.77	3.18	34.88	3.24	33.99	3.31
	59	50	39.37	3.02	38.44	3.09	37.50	3.15	36.56	3.21	35.62	3.28
	68	59	40.03	2.61	39.08	2.66	38.12	2.72	37.17	2.77	36.22	2.83
	75	65	42.26	2.60	41.25	2.65	40.25	2.70	39.24	2.76	38.24	2.81

TC : Total Capacity (kBtu/h) IP : Input Power (kW)

			Indoor temperature									
			15.6°CDB		18.3°CDB		21.1°CDB		23.9°CDB		25.6°CDB	
Outdoor temperature	(°CDB)	(°CWB)	TC	IP	TC	IP	TC	IP	TC	IP	TC	IP
	-15.0	-16.1	6.55	3.04	6.40	3.10	6.24	3.16	6.08	3.23	5.93	3.29
	-10.0	-11.1	7.98	3.08	7.79	3.14	7.60	3.21	7.41	3.27	7.22	3.34
	-5.0	-7.2	9.21	3.12	8.99	3.19	8.77	3.25	8.55	3.32	8.33	3.38
	0.0	-2.2	9.79	2.94	9.56	3.01	9.32	3.07	9.09	3.13	8.86	3.19
	5.0	2.8	10.26	2.91	10.02	2.97	9.77	3.04	9.53	3.10	9.28	3.16
	8.3	6.1	10.83	3.06	10.57	3.13	10.32	3.19	10.06	3.25	9.80	3.32
	10.0	8.3	11.01	3.05	10.75	3.12	10.49	3.18	10.22	3.24	9.96	3.31
	15.0	10.0	11.54	3.02	11.27	3.09	10.99	3.15	10.72	3.21	10.44	3.28
	20.0	15.0	11.73	2.61	11.45	2.66	11.17	2.72	10.89	2.77	10.61	2.83
	23.9	18.3	12.39	2.60	12.09	2.65	11.80	2.70	11.50	2.76	11.21	2.81

TC : Total Capacity (kW) IP : Input Power (kW)

● Indoor unit : 7,000Btu + 7,000Btu + 7,000Btu + 9,000Btu

			Indoor temperature									
			60°FDB		65°FDB		70°FDB		75°FDB		78°FDB	
Outdoor temperature	(°FDB)	(°FWB)	TC	IP	TC	IP	TC	IP	TC	IP	TC	IP
	5	3	23.95	3.25	23.38	3.32	22.81	3.39	22.24	3.46	21.67	3.53
	14	12	29.15	3.30	28.45	3.37	27.76	3.44	27.06	3.51	26.37	3.58
	23	19	33.64	3.35	32.84	3.42	32.04	3.49	31.24	3.56	30.44	3.63
	32	28	35.77	3.16	34.92	3.22	34.07	3.29	33.22	3.35	32.36	3.42
	41	37	37.49	3.12	36.60	3.19	35.71	3.25	34.82	3.32	33.92	3.38
	47	43	39.59	3.28	38.64	3.35	37.70	3.42	36.76	3.49	35.82	3.56
	50	47	40.23	3.27	39.27	3.34	38.32	3.41	37.36	3.48	36.40	3.55
	59	50	42.17	3.24	41.17	3.31	40.16	3.38	39.16	3.44	38.15	3.51
	68	59	42.87	2.80	41.85	2.85	40.83	2.91	39.81	2.97	38.79	3.03
	75	65	45.26	2.78	44.18	2.84	43.11	2.90	42.03	2.96	40.95	3.02

TC : Total Capacity (kBtu/h) IP : Input Power (kW)

			Indoor temperature									
			15.6°CDB		18.3°CDB		21.1°CDB		23.9°CDB		25.6°CDB	
Outdoor temperature	(°CDB)	(°CWB)	TC	IP	TC	IP	TC	IP	TC	IP	TC	IP
	-15.0	-16.1	7.02	3.25	6.85	3.32	6.68	3.39	6.52	3.46	6.35	3.53
	-10.0	-11.1	8.54	3.30	8.34	3.37	8.14	3.44	7.93	3.51	7.73	3.58
	-5.0	-7.2	9.86	3.35	9.62	3.42	9.39	3.49	9.15	3.56	8.92	3.63
	0.0	-2.2	10.48	3.16	10.23	3.22	9.98	3.29	9.74	3.35	9.49	3.42
	5.0	2.8	10.99	3.12	10.73	3.19	10.47	3.25	10.20	3.32	9.94	3.38
	8.3	6.1	11.60	3.28	11.33	3.35	11.05	3.42	10.77	3.49	10.50	3.56
	10.0	8.3	11.79	3.27	11.51	3.34	11.23	3.41	10.95	3.48	10.67	3.55
	15.0	10.0	12.36	3.24	12.07	3.31	11.77	3.38	11.48	3.44	11.18	3.51
	20.0	15.0	12.57	2.80	12.27	2.85	11.97	2.91	11.67	2.97	11.37	3.03
	23.9	18.3	13.27	2.78	12.95	2.84	12.63	2.90	12.32	2.96	12.00	3.02

TC : Total Capacity (kW) IP : Input Power (kW)

OUTDOOR UNIT
AOU36RLXFZ1

● Indoor unit : 7,000Btu + 7,000Btu + 7,000Btu + 12,000Btu

			Indoor temperature									
			60°FDB		65°FDB		70°FDB		75°FDB		78°FDB	
Outdoor temperature	(°FDB)	(°FWB)	TC	IP	TC	IP	TC	IP	TC	IP	TC	IP
	5	3	25.34	3.48	24.74	3.56	24.14	3.63	23.53	3.70	22.93	3.77
	14	12	30.85	3.53	30.11	3.61	29.38	3.68	28.64	3.75	27.91	3.83
	23	19	35.60	3.58	34.76	3.66	33.91	3.73	33.06	3.81	32.21	3.88
	32	28	37.86	3.38	36.96	3.45	36.06	3.52	35.16	3.59	34.25	3.66
	41	37	39.68	3.34	38.74	3.41	37.79	3.48	36.85	3.55	35.90	3.62
	47	43	41.90	3.51	40.90	3.59	39.90	3.66	38.90	3.73	37.91	3.81
	50	47	42.58	3.50	41.57	3.58	40.55	3.65	39.54	3.72	38.52	3.79
	59	50	44.63	3.47	43.57	3.54	42.51	3.61	41.44	3.69	40.38	3.76
	68	59	45.37	2.99	44.29	3.05	43.21	3.12	42.13	3.18	41.05	3.24
	75	65	47.90	2.98	46.76	3.04	45.62	3.10	44.48	3.16	43.34	3.23

TC : Total Capacity (kBtu/h) IP : Input Power (kW)

			Indoor temperature									
			15.6°CDB		18.3°CDB		21.1°CDB		23.9°CDB		25.6°CDB	
Outdoor temperature	(°CDB)	(°CWB)	TC	IP	TC	IP	TC	IP	TC	IP	TC	IP
	-15.0	-16.1	7.43	3.48	7.25	3.56	7.07	3.63	6.90	3.70	6.72	3.77
	-10.0	-11.1	9.04	3.53	8.83	3.61	8.61	3.68	8.39	3.75	8.18	3.83
	-5.0	-7.2	10.43	3.58	10.19	3.66	9.94	3.73	9.69	3.81	9.44	3.88
	0.0	-2.2	11.10	3.38	10.83	3.45	10.57	3.52	10.30	3.59	10.04	3.66
	5.0	2.8	11.63	3.34	11.35	3.41	11.08	3.48	10.80	3.55	10.52	3.62
	8.3	6.1	12.28	3.51	11.99	3.59	11.69	3.66	11.40	3.73	11.11	3.81
	10.0	8.3	12.48	3.50	12.18	3.58	11.89	3.65	11.59	3.72	11.29	3.79
	15.0	10.0	13.08	3.47	12.77	3.54	12.46	3.61	12.15	3.69	11.84	3.76
	20.0	15.0	13.30	2.99	12.98	3.05	12.67	3.12	12.35	3.18	12.03	3.24
	23.9	18.3	14.04	2.98	13.71	3.04	13.37	3.10	13.04	3.16	12.70	3.23

TC : Total Capacity (kW) IP : Input Power (kW)

● Indoor unit : 7,000Btu + 7,000Btu + 7,000Btu + 14,000Btu

			Indoor temperature									
			60°FDB		65°FDB		70°FDB		75°FDB		78°FDB	
Outdoor temperature	(°FDB)	(°FWB)	TC	IP	TC	IP	TC	IP	TC	IP	TC	IP
	5	3	26.68	3.52	26.04	3.59	25.41	3.67	24.77	3.74	24.14	3.81
	14	12	32.47	3.57	31.70	3.65	30.92	3.72	30.15	3.80	29.38	3.87
	23	19	37.48	3.62	36.58	3.70	35.69	3.77	34.80	3.85	33.91	3.93
	32	28	39.85	3.42	38.90	3.49	37.95	3.56	37.01	3.63	36.06	3.70
	41	37	41.77	3.38	40.78	3.45	39.78	3.52	38.79	3.59	37.79	3.66
	47	43	44.10	3.55	43.05	3.63	42.00	3.70	40.95	3.77	39.90	3.85
	50	47	44.82	3.54	43.75	3.61	42.69	3.69	41.62	3.76	40.55	3.84
	59	50	46.98	3.51	45.86	3.58	44.74	3.65	43.63	3.73	42.51	3.80
	68	59	47.76	3.02	46.63	3.09	45.49	3.15	44.35	3.21	43.21	3.28
	75	65	50.42	3.01	49.22	3.07	48.02	3.14	46.82	3.20	45.62	3.26

TC : Total Capacity (kBtu/h) IP : Input Power (kW)

			Indoor temperature									
			15.6°CDB		18.3°CDB		21.1°CDB		23.9°CDB		25.6°CDB	
Outdoor temperature	(°CDB)	(°CWB)	TC	IP	TC	IP	TC	IP	TC	IP	TC	IP
	-15.0	-16.1	7.82	3.52	7.63	3.59	7.45	3.67	7.26	3.74	7.07	3.81
	-10.0	-11.1	9.52	3.57	9.29	3.65	9.06	3.72	8.84	3.80	8.61	3.87
	-5.0	-7.2	10.98	3.62	10.72	3.70	10.46	3.77	10.20	3.85	9.94	3.93
	0.0	-2.2	11.68	3.42	11.40	3.49	11.12	3.56	10.85	3.63	10.57	3.70
	5.0	2.8	12.24	3.38	11.95	3.45	11.66	3.52	11.37	3.59	11.08	3.66
	8.3	6.1	12.92	3.55	12.62	3.63	12.31	3.70	12.00	3.77	11.69	3.85
	10.0	8.3	13.14	3.54	12.82	3.61	12.51	3.69	12.20	3.76	11.89	3.84
	15.0	10.0	13.77	3.51	13.44	3.58	13.11	3.65	12.79	3.73	12.46	3.80
	20.0	15.0	14.00	3.02	13.67	3.09	13.33	3.15	13.00	3.21	12.67	3.28
	23.9	18.3	14.78	3.01	14.43	3.07	14.07	3.14	13.72	3.20	13.37	3.26

TC : Total Capacity (kW) IP : Input Power (kW)

OUTDOOR UNIT
AOU36RLXFZ1

● Indoor unit : 7,000Btu + 7,000Btu + 7,000Btu + 18,000Btu*

*Wall mounted ASU18RLF cannot be connected in this combination.

			Indoor temperature									
			60°FDB		65°FDB		70°FDB		75°FDB		78°FDB	
Outdoor temperature	(°FDB)	(°FWB)	TC	IP	TC	IP	TC	IP	TC	IP	TC	IP
	5	3	26.68	3.66	26.04	3.74	25.41	3.82	24.77	3.89	24.14	3.97
	14	12	32.47	3.72	31.70	3.79	30.92	3.87	30.15	3.95	29.38	4.03
	23	19	37.48	3.77	36.58	3.85	35.69	3.93	34.80	4.01	33.91	4.08
	32	28	39.85	3.55	38.90	3.63	37.95	3.70	37.01	3.78	36.06	3.85
	41	37	41.77	3.52	40.78	3.59	39.78	3.66	38.79	3.74	37.79	3.81
	47	43	44.10	3.70	43.05	3.77	42.00	3.85	40.95	3.93	39.90	4.00
	50	47	44.82	3.68	43.75	3.76	42.69	3.84	41.62	3.92	40.55	3.99
	59	50	46.98	3.65	45.86	3.73	44.74	3.80	43.63	3.88	42.51	3.95
	68	59	47.76	3.15	46.63	3.21	45.49	3.28	44.35	3.34	43.21	3.41
	75	65	50.42	3.13	49.22	3.20	48.02	3.26	46.82	3.33	45.62	3.39

TC : Total Capacity (kBtu/h) IP : Input Power (kW)

			Indoor temperature									
			15.6°CDB		18.3°CDB		21.1°CDB		23.9°CDB		25.6°CDB	
Outdoor temperature	(°CDB)	(°CWB)	TC	IP	TC	IP	TC	IP	TC	IP	TC	IP
	-15.0	-16.1	7.82	3.66	7.63	3.74	7.45	3.82	7.26	3.89	7.07	3.97
	-10.0	-11.1	9.52	3.72	9.29	3.79	9.06	3.87	8.84	3.95	8.61	4.03
	-5.0	-7.2	10.98	3.77	10.72	3.85	10.46	3.93	10.20	4.01	9.94	4.08
	0.0	-2.2	11.68	3.55	11.40	3.63	11.12	3.70	10.85	3.78	10.57	3.85
	5.0	2.8	12.24	3.52	11.95	3.59	11.66	3.66	11.37	3.74	11.08	3.81
	8.3	6.1	12.92	3.70	12.62	3.77	12.31	3.85	12.00	3.93	11.69	4.00
	10.0	8.3	13.14	3.68	12.82	3.76	12.51	3.84	12.20	3.92	11.89	3.99
	15.0	10.0	13.77	3.65	13.44	3.73	13.11	3.80	12.79	3.88	12.46	3.95
	20.0	15.0	14.00	3.15	13.67	3.21	13.33	3.28	13.00	3.34	12.67	3.41
	23.9	18.3	14.78	3.13	14.43	3.20	14.07	3.26	13.72	3.33	13.37	3.39

TC : Total Capacity (kW) IP : Input Power (kW)

● Indoor unit : 7,000Btu + 7,000Btu + 9,000Btu + 9,000Btu

			Indoor temperature									
			60°FDB		65°FDB		70°FDB		75°FDB		78°FDB	
Outdoor temperature	(°FDB)	(°FWB)	TC	IP	TC	IP	TC	IP	TC	IP	TC	IP
	5	3	25.03	3.41	24.43	3.48	23.84	3.55	23.24	3.62	22.64	3.69
	14	12	30.46	3.46	29.73	3.53	29.01	3.60	28.28	3.67	27.56	3.74
	23	19	35.16	3.51	34.32	3.58	33.48	3.65	32.65	3.72	31.81	3.80
	32	28	37.38	3.30	36.49	3.37	35.60	3.44	34.71	3.51	33.82	3.58
	41	37	39.19	3.27	38.25	3.34	37.32	3.41	36.39	3.47	35.45	3.54
	47	43	41.37	3.44	40.39	3.51	39.40	3.58	38.42	3.65	37.43	3.72
	50	47	42.05	3.43	41.04	3.50	40.04	3.57	39.04	3.64	38.04	3.71
	59	50	44.07	3.39	43.02	3.46	41.97	3.54	40.92	3.61	39.88	3.68
	68	59	44.81	2.93	43.74	2.99	42.67	3.05	41.61	3.11	40.54	3.17
	75	65	47.30	2.91	46.18	2.97	45.05	3.03	43.92	3.10	42.80	3.16

TC : Total Capacity (kBtu/h) IP : Input Power (kW)

			Indoor temperature									
			15.6°CDB		18.3°CDB		21.1°CDB		23.9°CDB		25.6°CDB	
Outdoor temperature	(°CDB)	(°CWB)	TC	IP	TC	IP	TC	IP	TC	IP	TC	IP
	-15.0	-16.1	7.33	3.41	7.16	3.48	6.99	3.55	6.81	3.62	6.64	3.69
	-10.0	-11.1	8.93	3.46	8.71	3.53	8.50	3.60	8.29	3.67	8.08	3.74
	-5.0	-7.2	10.30	3.51	10.06	3.58	9.81	3.65	9.57	3.72	9.32	3.80
	0.0	-2.2	10.96	3.30	10.70	3.37	10.44	3.44	10.17	3.51	9.91	3.58
	5.0	2.8	11.48	3.27	11.21	3.34	10.94	3.41	10.66	3.47	10.39	3.54
	8.3	6.1	12.12	3.44	11.84	3.51	11.55	3.58	11.26	3.65	10.97	3.72
	10.0	8.3	12.32	3.43	12.03	3.50	11.74	3.57	11.44	3.64	11.15	3.71
	15.0	10.0	12.92	3.39	12.61	3.46	12.30	3.54	11.99	3.61	11.69	3.68
	20.0	15.0	13.13	2.93	12.82	2.99	12.51	3.05	12.19	3.11	11.88	3.17
	23.9	18.3	13.86	2.91	13.53	2.97	13.20	3.03	12.87	3.10	12.54	3.16

TC : Total Capacity (kW) IP : Input Power (kW)

OUTDOOR UNIT
AOU36RLXFZ1

● Indoor unit : 7,000Btu + 7,000Btu + 9,000Btu + 12,000Btu

			Indoor temperature									
			60°FDB		65°FDB		70°FDB		75°FDB		78°FDB	
Outdoor temperature	(°FDB)	(°FWB)	TC	IP	TC	IP	TC	IP	TC	IP	TC	IP
	5	3	26.42	3.63	25.80	3.70	25.17	3.78	24.54	3.85	23.91	3.93
	14	12	32.16	3.68	31.39	3.75	30.63	3.83	29.86	3.91	29.10	3.98
	23	19	37.12	3.73	36.24	3.81	35.35	3.89	34.47	3.96	33.58	4.04
	32	28	39.47	3.52	38.53	3.59	37.59	3.66	36.65	3.74	35.71	3.81
	41	37	41.37	3.48	40.39	3.55	39.40	3.63	38.42	3.70	37.43	3.77
	47	43	43.68	3.66	42.64	3.73	41.60	3.81	40.56	3.89	39.52	3.96
	50	47	44.39	3.65	43.34	3.72	42.28	3.80	41.22	3.87	40.17	3.95
	59	50	46.53	3.61	45.43	3.69	44.32	3.76	43.21	3.84	42.10	3.91
	68	59	47.31	3.11	46.18	3.18	45.06	3.24	43.93	3.31	42.80	3.37
	75	65	49.94	3.10	48.75	3.17	47.57	3.23	46.38	3.29	45.19	3.36

TC : Total Capacity (kBtu/h) IP : Input Power (kW)

			Indoor temperature									
			15.6°CDB		18.3°CDB		21.1°CDB		23.9°CDB		25.6°CDB	
Outdoor temperature	(°CDB)	(°CWB)	TC	IP	TC	IP	TC	IP	TC	IP	TC	IP
	-15.0	-16.1	7.74	3.63	7.56	3.70	7.38	3.78	7.19	3.85	7.01	3.93
	-10.0	-11.1	9.43	3.68	9.20	3.75	8.98	3.83	8.75	3.91	8.53	3.98
	-5.0	-7.2	10.88	3.73	10.62	3.81	10.36	3.89	10.10	3.96	9.84	4.04
	0.0	-2.2	11.57	3.52	11.29	3.59	11.02	3.66	10.74	3.74	10.47	3.81
	5.0	2.8	12.13	3.48	11.84	3.55	11.55	3.63	11.26	3.70	10.97	3.77
	8.3	6.1	12.80	3.66	12.50	3.73	12.19	3.81	11.89	3.89	11.58	3.96
	10.0	8.3	13.01	3.65	12.70	3.72	12.39	3.80	12.08	3.87	11.77	3.95
	15.0	10.0	13.64	3.61	13.31	3.69	12.99	3.76	12.66	3.84	12.34	3.91
	20.0	15.0	13.87	3.11	13.54	3.18	13.20	3.24	12.87	3.31	12.54	3.37
	23.9	18.3	14.64	3.10	14.29	3.17	13.94	3.23	13.59	3.29	13.24	3.36

TC : Total Capacity (kW) IP : Input Power (kW)

● Indoor unit : 7,000Btu + 7,000Btu + 9,000Btu + 14,000Btu

			Indoor temperature									
			60°FDB		65°FDB		70°FDB		75°FDB		78°FDB	
Outdoor temperature	(°FDB)	(°FWB)	TC	IP	TC	IP	TC	IP	TC	IP	TC	IP
	5	3	26.68	3.52	26.04	3.59	25.41	3.67	24.77	3.74	24.14	3.81
	14	12	32.47	3.57	31.70	3.65	30.92	3.72	30.15	3.80	29.38	3.87
	23	19	37.48	3.62	36.58	3.70	35.69	3.77	34.80	3.85	33.91	3.93
	32	28	39.85	3.42	38.90	3.49	37.95	3.56	37.01	3.63	36.06	3.70
	41	37	41.77	3.38	40.78	3.45	39.78	3.52	38.79	3.59	37.79	3.66
	47	43	44.10	3.55	43.05	3.63	42.00	3.70	40.95	3.77	39.90	3.85
	50	47	44.82	3.54	43.75	3.61	42.69	3.69	41.62	3.76	40.55	3.84
	59	50	46.98	3.51	45.86	3.58	44.74	3.65	43.63	3.73	42.51	3.80
	68	59	47.76	3.02	46.63	3.09	45.49	3.15	44.35	3.21	43.21	3.28
	75	65	50.42	3.01	49.22	3.07	48.02	3.14	46.82	3.20	45.62	3.26

TC : Total Capacity (kBtu/h) IP : Input Power (kW)

			Indoor temperature									
			15.6°CDB		18.3°CDB		21.1°CDB		23.9°CDB		25.6°CDB	
Outdoor temperature	(°CDB)	(°CWB)	TC	IP	TC	IP	TC	IP	TC	IP	TC	IP
	-15.0	-16.1	7.82	3.52	7.63	3.59	7.45	3.67	7.26	3.74	7.07	3.81
	-10.0	-11.1	9.52	3.57	9.29	3.65	9.06	3.72	8.84	3.80	8.61	3.87
	-5.0	-7.2	10.98	3.62	10.72	3.70	10.46	3.77	10.20	3.85	9.94	3.93
	0.0	-2.2	11.68	3.42	11.40	3.49	11.12	3.56	10.85	3.63	10.57	3.70
	5.0	2.8	12.24	3.38	11.95	3.45	11.66	3.52	11.37	3.59	11.08	3.66
	8.3	6.1	12.92	3.55	12.62	3.63	12.31	3.70	12.00	3.77	11.69	3.85
	10.0	8.3	13.14	3.54	12.82	3.61	12.51	3.69	12.20	3.76	11.89	3.84
	15.0	10.0	13.77	3.51	13.44	3.58	13.11	3.65	12.79	3.73	12.46	3.80
	20.0	15.0	14.00	3.02	13.67	3.09	13.33	3.15	13.00	3.21	12.67	3.28
	23.9	18.3	14.78	3.01	14.43	3.07	14.07	3.14	13.72	3.20	13.37	3.26

TC : Total Capacity (kW) IP : Input Power (kW)

OUTDOOR UNIT
AOU36RLXFZ1

● Indoor unit : 7,000Btu + 7,000Btu + 12,000Btu + 12,000Btu

			Indoor temperature									
			60°FDB		65°FDB		70°FDB		75°FDB		78°FDB	
Outdoor temperature	(°FDB)	(°FWB)	TC	IP	TC	IP	TC	IP	TC	IP	TC	IP
	5	3	26.68	3.66	26.04	3.74	25.41	3.82	24.77	3.89	24.14	3.97
	14	12	32.47	3.72	31.70	3.79	30.92	3.87	30.15	3.95	29.38	4.03
	23	19	37.48	3.77	36.58	3.85	35.69	3.93	34.80	4.01	33.91	4.08
	32	28	39.85	3.55	38.90	3.63	37.95	3.70	37.01	3.78	36.06	3.85
	41	37	41.77	3.52	40.78	3.59	39.78	3.66	38.79	3.74	37.79	3.81
	47	43	44.10	3.70	43.05	3.77	42.00	3.85	40.95	3.93	39.90	4.00
	50	47	44.82	3.68	43.75	3.76	42.69	3.84	41.62	3.92	40.55	3.99
	59	50	46.98	3.65	45.86	3.73	44.74	3.80	43.63	3.88	42.51	3.95
	68	59	47.76	3.15	46.63	3.21	45.49	3.28	44.35	3.34	43.21	3.41
	75	65	50.42	3.13	49.22	3.20	48.02	3.26	46.82	3.33	45.62	3.39

TC : Total Capacity (kBtu/h) IP : Input Power (kW)

			Indoor temperature									
			15.6°CDB		18.3°CDB		21.1°CDB		23.9°CDB		25.6°CDB	
Outdoor temperature	(°CDB)	(°CWB)	TC	IP	TC	IP	TC	IP	TC	IP	TC	IP
	-15.0	-16.1	7.82	3.66	7.63	3.74	7.45	3.82	7.26	3.89	7.07	3.97
	-10.0	-11.1	9.52	3.72	9.29	3.79	9.06	3.87	8.84	3.95	8.61	4.03
	-5.0	-7.2	10.98	3.77	10.72	3.85	10.46	3.93	10.20	4.01	9.94	4.08
	0.0	-2.2	11.68	3.55	11.40	3.63	11.12	3.70	10.85	3.78	10.57	3.85
	5.0	2.8	12.24	3.52	11.95	3.59	11.66	3.66	11.37	3.74	11.08	3.81
	8.3	6.1	12.92	3.70	12.62	3.77	12.31	3.85	12.00	3.93	11.69	4.00
	10.0	8.3	13.14	3.68	12.82	3.76	12.51	3.84	12.20	3.92	11.89	3.99
	15.0	10.0	13.77	3.65	13.44	3.73	13.11	3.80	12.79	3.88	12.46	3.95
	20.0	15.0	14.00	3.15	13.67	3.21	13.33	3.28	13.00	3.34	12.67	3.41
	23.9	18.3	14.78	3.13	14.43	3.20	14.07	3.26	13.72	3.33	13.37	3.39

TC : Total Capacity (kW) IP : Input Power (kW)

● Indoor unit : 7,000Btu + 9,000Btu + 9,000Btu + 9,000Btu

			Indoor temperature									
			60°FDB		65°FDB		70°FDB		75°FDB		78°FDB	
Outdoor temperature	(°FDB)	(°FWB)	TC	IP	TC	IP	TC	IP	TC	IP	TC	IP
	5	3	26.17	3.60	25.55	3.67	24.92	3.75	24.30	3.82	23.68	3.90
	14	12	31.85	3.65	31.09	3.73	30.33	3.80	29.58	3.88	28.82	3.95
	23	19	36.76	3.70	35.89	3.78	35.01	3.86	34.14	3.93	33.26	4.01
	32	28	39.09	3.49	38.16	3.56	37.23	3.63	36.30	3.71	35.37	3.78
	41	37	40.98	3.45	40.00	3.52	39.02	3.60	38.05	3.67	37.07	3.74
	47	43	43.26	3.63	42.23	3.70	41.20	3.78	40.17	3.86	39.14	3.93
	50	47	43.97	3.62	42.92	3.69	41.87	3.77	40.83	3.84	39.78	3.92
	59	50	46.09	3.58	44.99	3.66	43.89	3.73	42.79	3.81	41.70	3.88
	68	59	46.85	3.09	45.74	3.15	44.62	3.22	43.51	3.28	42.39	3.35
	75	65	49.46	3.08	48.29	3.14	47.11	3.20	45.93	3.27	44.75	3.33

TC : Total Capacity (kBtu/h) IP : Input Power (kW)

			Indoor temperature									
			15.6°CDB		18.3°CDB		21.1°CDB		23.9°CDB		25.6°CDB	
Outdoor temperature	(°CDB)	(°CWB)	TC	IP	TC	IP	TC	IP	TC	IP	TC	IP
	-15.0	-16.1	7.67	3.60	7.49	3.67	7.30	3.75	7.12	3.82	6.94	3.90
	-10.0	-11.1	9.34	3.65	9.11	3.73	8.89	3.80	8.67	3.88	8.45	3.95
	-5.0	-7.2	10.77	3.70	10.52	3.78	10.26	3.86	10.00	3.93	9.75	4.01
	0.0	-2.2	11.46	3.49	11.18	3.56	10.91	3.63	10.64	3.71	10.37	3.78
	5.0	2.8	12.01	3.45	11.72	3.52	11.44	3.60	11.15	3.67	10.87	3.74
	8.3	6.1	12.68	3.63	12.38	3.70	12.08	3.78	11.77	3.86	11.47	3.93
	10.0	8.3	12.89	3.62	12.58	3.69	12.27	3.77	11.97	3.84	11.66	3.92
	15.0	10.0	13.51	3.58	13.19	3.66	12.86	3.73	12.54	3.81	12.22	3.88
	20.0	15.0	13.73	3.09	13.40	3.15	13.08	3.22	12.75	3.28	12.42	3.35
	23.9	18.3	14.50	3.08	14.15	3.14	13.81	3.20	13.46	3.27	13.12	3.33

TC : Total Capacity (kW) IP : Input Power (kW)

OUTDOOR UNIT
AOU36RLXFZ1

● Indoor unit : 7,000Btu + 9,000Btu + 9,000Btu + 12,000Btu

			Indoor temperature									
			60°FDB		65°FDB		70°FDB		75°FDB		78°FDB	
Outdoor temperature	(°FDB)	(°FWB)	TC	IP	TC	IP	TC	IP	TC	IP	TC	IP
	5	3	26.68	3.66	26.04	3.74	25.41	3.82	24.77	3.89	24.14	3.97
	14	12	32.47	3.72	31.70	3.79	30.92	3.87	30.15	3.95	29.38	4.03
	23	19	37.48	3.77	36.58	3.85	35.69	3.93	34.80	4.01	33.91	4.08
	32	28	39.85	3.55	38.90	3.63	37.95	3.70	37.01	3.78	36.06	3.85
	41	37	41.77	3.52	40.78	3.59	39.78	3.66	38.79	3.74	37.79	3.81
	47	43	44.10	3.70	43.05	3.77	42.00	3.85	40.95	3.93	39.90	4.00
	50	47	44.82	3.68	43.75	3.76	42.69	3.84	41.62	3.92	40.55	3.99
	59	50	46.98	3.65	45.86	3.73	44.74	3.80	43.63	3.88	42.51	3.95
	68	59	47.76	3.15	46.63	3.21	45.49	3.28	44.35	3.34	43.21	3.41
	75	65	50.42	3.13	49.22	3.20	48.02	3.26	46.82	3.33	45.62	3.39

TC : Total Capacity (kBtu/h) IP : Input Power (kW)

			Indoor temperature									
			15.6°CDB		18.3°CDB		21.1°CDB		23.9°CDB		25.6°CDB	
Outdoor temperature	(°CDB)	(°CWB)	TC	IP	TC	IP	TC	IP	TC	IP	TC	IP
	-15.0	-16.1	7.82	3.66	7.63	3.74	7.45	3.82	7.26	3.89	7.07	3.97
	-10.0	-11.1	9.52	3.72	9.29	3.79	9.06	3.87	8.84	3.95	8.61	4.03
	-5.0	-7.2	10.98	3.77	10.72	3.85	10.46	3.93	10.20	4.01	9.94	4.08
	0.0	-2.2	11.68	3.55	11.40	3.63	11.12	3.70	10.85	3.78	10.57	3.85
	5.0	2.8	12.24	3.52	11.95	3.59	11.66	3.66	11.37	3.74	11.08	3.81
	8.3	6.1	12.92	3.70	12.62	3.77	12.31	3.85	12.00	3.93	11.69	4.00
	10.0	8.3	13.14	3.68	12.82	3.76	12.51	3.84	12.20	3.92	11.89	3.99
	15.0	10.0	13.77	3.65	13.44	3.73	13.11	3.80	12.79	3.88	12.46	3.95
	20.0	15.0	14.00	3.15	13.67	3.21	13.33	3.28	13.00	3.34	12.67	3.41
	23.9	18.3	14.78	3.13	14.43	3.20	14.07	3.26	13.72	3.33	13.37	3.39

TC : Total Capacity (kW) IP : Input Power (kW)

● Indoor unit : 9,000Btu + 9,000Btu + 9,000Btu + 9,000Btu

			Indoor temperature									
			60°FDB		65°FDB		70°FDB		75°FDB		78°FDB	
Outdoor temperature	(°FDB)	(°FWB)	TC	IP	TC	IP	TC	IP	TC	IP	TC	IP
	5	3	26.68	3.66	26.04	3.74	25.41	3.82	24.77	3.89	24.14	3.97
	14	12	32.47	3.72	31.70	3.79	30.92	3.87	30.15	3.95	29.38	4.03
	23	19	37.48	3.77	36.58	3.85	35.69	3.93	34.80	4.01	33.91	4.08
	32	28	39.85	3.55	38.90	3.63	37.95	3.70	37.01	3.78	36.06	3.85
	41	37	41.77	3.52	40.78	3.59	39.78	3.66	38.79	3.74	37.79	3.81
	47	43	44.10	3.70	43.05	3.77	42.00	3.85	40.95	3.93	39.90	4.00
	50	47	44.82	3.68	43.75	3.76	42.69	3.84	41.62	3.92	40.55	3.99
	59	50	46.98	3.65	45.86	3.73	44.74	3.80	43.63	3.88	42.51	3.95
	68	59	47.76	3.15	46.63	3.21	45.49	3.28	44.35	3.34	43.21	3.41
	75	65	50.42	3.13	49.22	3.20	48.02	3.26	46.82	3.33	45.62	3.39

TC : Total Capacity (kBtu/h) IP : Input Power (kW)

			Indoor temperature									
			15.6°CDB		18.3°CDB		21.1°CDB		23.9°CDB		25.6°CDB	
Outdoor temperature	(°CDB)	(°CWB)	TC	IP	TC	IP	TC	IP	TC	IP	TC	IP
	-15.0	-16.1	7.82	3.66	7.63	3.74	7.45	3.82	7.26	3.89	7.07	3.97
	-10.0	-11.1	9.52	3.72	9.29	3.79	9.06	3.87	8.84	3.95	8.61	4.03
	-5.0	-7.2	10.98	3.77	10.72	3.85	10.46	3.93	10.20	4.01	9.94	4.08
	0.0	-2.2	11.68	3.55	11.40	3.63	11.12	3.70	10.85	3.78	10.57	3.85
	5.0	2.8	12.24	3.52	11.95	3.59	11.66	3.66	11.37	3.74	11.08	3.81
	8.3	6.1	12.92	3.70	12.62	3.77	12.31	3.85	12.00	3.93	11.69	4.00
	10.0	8.3	13.14	3.68	12.82	3.76	12.51	3.84	12.20	3.92	11.89	3.99
	15.0	10.0	13.77	3.65	13.44	3.73	13.11	3.80	12.79	3.88	12.46	3.95
	20.0	15.0	14.00	3.15	13.67	3.21	13.33	3.28	13.00	3.34	12.67	3.41
	23.9	18.3	14.78	3.13	14.43	3.20	14.07	3.26	13.72	3.33	13.37	3.39

TC : Total Capacity (kW) IP : Input Power (kW)

OUTDOOR UNIT
AOU36RLXFZ1

● Indoor unit : 18,000Btu + 18,000Btu (With optional parts "K9FZ1818")

			Indoor temperature									
			60°FDB		65°FDB		70°FDB		75°FDB		78°FDB	
Outdoor temperature	(°FDB)	(°FWB)	TC	IP	TC	IP	TC	IP	TC	IP	TC	IP
	5	3	25.41	3.66	24.80	3.74	24.20	3.82	23.59	3.89	22.99	3.97
	14	12	30.92	3.72	30.19	3.79	29.45	3.87	28.71	3.95	27.98	4.03
	23	19	35.69	3.77	34.84	3.85	33.99	3.93	33.14	4.01	32.29	4.08
	32	28	37.95	3.55	37.05	3.63	36.15	3.70	35.24	3.78	34.34	3.85
	41	37	39.78	3.52	38.84	3.59	37.89	3.66	36.94	3.74	35.99	3.81
	47	43	42.00	3.70	41.00	3.77	40.00	3.85	39.00	3.93	38.00	4.00
	50	47	42.69	3.68	41.67	3.76	40.65	3.84	39.64	3.91	38.62	3.99
	59	50	44.74	3.65	43.68	3.73	42.61	3.80	41.55	3.88	40.48	3.95
	68	59	45.49	3.15	44.41	3.21	43.32	3.28	42.24	3.34	41.16	3.41
	75	65	48.02	3.13	46.88	3.20	45.74	3.26	44.59	3.33	43.45	3.39

TC : Total Capacity (kBtu/h) IP : Input Power (kW)

			Indoor temperature									
			15.6°CDB		18.3°CDB		21.1°CDB		23.9°CDB		25.6°CDB	
Outdoor temperature	(°CDB)	(°CWB)	TC	IP	TC	IP	TC	IP	TC	IP	TC	IP
	-15.0	-16.1	7.45	3.66	7.27	3.74	7.09	3.82	6.91	3.89	6.74	3.97
	-10.0	-11.1	9.06	3.72	8.85	3.79	8.63	3.87	8.42	3.95	8.20	4.03
	-5.0	-7.2	10.46	3.77	10.21	3.85	9.96	3.93	9.71	4.01	9.46	4.08
	0.0	-2.2	11.12	3.55	10.86	3.63	10.59	3.70	10.33	3.78	10.06	3.85
	5.0	2.8	11.66	3.52	11.38	3.59	11.10	3.66	10.83	3.74	10.55	3.81
	8.3	6.1	12.31	3.70	12.02	3.77	11.72	3.85	11.43	3.93	11.14	4.00
	10.0	8.3	12.51	3.68	12.21	3.76	11.91	3.84	11.62	3.91	11.32	3.99
	15.0	10.0	13.11	3.65	12.80	3.73	12.49	3.80	12.18	3.88	11.86	3.95
	20.0	15.0	13.33	3.15	13.01	3.21	12.70	3.28	12.38	3.34	12.06	3.41
	23.9	18.3	14.07	3.13	13.74	3.20	13.40	3.26	13.07	3.33	12.73	3.39

TC : Total Capacity (kW) IP : Input Power (kW)

OUTDOOR UNIT
AOU36RLXFZ1

6. CAPACITY COMPENSATION RATE FOR PIPE LENGTH AND HEIGHT DEFFERENCE

■ INDOOR UNIT: 7,000Btu (AOU36RLXFZ1)

COOLING				Pipe length					
				5m	7.5m	10m	15m	20m	25m
				16ft.	25ft.	33ft.	49ft.	66ft.	82ft.
Height difference H	∗1 Indoor unit is higher than outdoor unit.	15m	49ft.	-	-	-	0.955	0.941	0.927
		10m	33ft.	-	-	0.976	0.962	0.949	0.935
		7.5m	25ft.	-	0.988	0.980	0.966	0.952	0.939
		5m	16ft.	0.995	0.992	0.984	0.970	0.956	0.942
		0m	0ft.	1.003	1.000	0.992	0.978	0.964	0.950
	∗2 Indoor unit is lower than outdoor unit	-5m	-16ft.	1.003	1.000	0.992	0.978	0.964	0.950
		-7.5m	-25ft.	-	1.000	0.992	0.978	0.964	0.950
		-10m	-33ft.	-	-	0.992	0.978	0.964	0.950
		-15m	-49ft.	-	-	-	0.978	0.964	0.950

HEATING				Pipe length					
				5m	7.5m	10m	15m	20m	25m
				16ft.	25ft.	33ft.	49ft.	66ft.	82ft.
Height difference H	∗1 Indoor unit is higher than outdoor unit.	15m	49ft.	-	-	-	0.976	0.957	0.938
		10m	33ft.	-	-	0.991	0.976	0.957	0.938
		7.5m	25ft.	-	1.000	0.991	0.976	0.957	0.938
		5m	16ft.	0.990	1.000	0.991	0.976	0.957	0.938
		0m	0ft.	0.990	1.000	0.991	0.976	0.957	0.938
	∗2 Indoor unit is lower than outdoor unit	-5m	-16ft.	0.985	0.995	0.986	0.971	0.952	0.933
		-7.5m	-25ft.	-	0.993	0.984	0.969	0.950	0.931
		-10m	-33ft.	-	-	0.981	0.966	0.947	0.929
		-15m	-49ft.	-	-	-	0.961	0.943	0.924

Height difference H

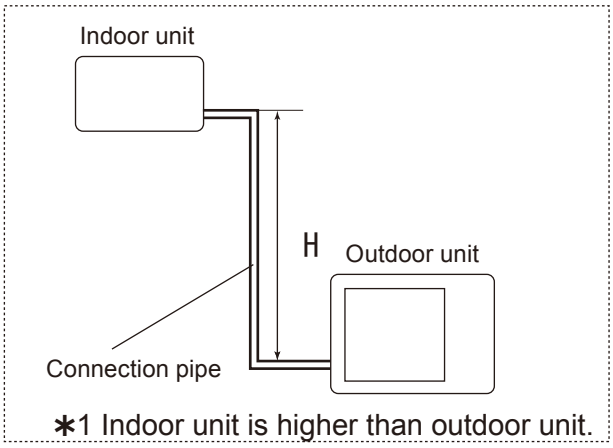

∗1 Indoor unit is higher than outdoor unit.

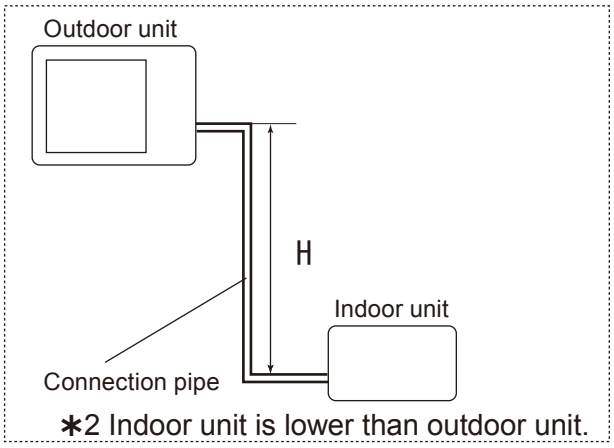

∗2 Indoor unit is lower than outdoor unit.

OUTDOOR UNIT AOU36RLXFZ1

■ INDOOR UNIT: 9,000Btu (AOU36RLXFZ1)

COOLING				Pipe length					
				5m	7.5m	10m	15m	20m	25m
				16ft.	25ft.	33ft.	49ft.	66ft.	82ft.
Height difference H	∗1 Indoor unit is higher than outdoor unit.	15m	49ft.	-	-	-	0.956	0.942	0.928
		10m	33ft.	-	-	0.977	0.963	0.950	0.936
		7.5m	25ft.	-	0.988	0.981	0.967	0.954	0.940
		5m	16ft.	0.999	0.992	0.985	0.971	0.957	0.943
		0m	0ft.	1.007	1.000	0.993	0.979	0.965	0.951
	∗2 Indoor unit is lower than outdoor unit	-5m	-16ft.	1.007	1.000	0.993	0.979	0.965	0.951
		-7.5m	-25ft.	-	1.000	0.993	0.979	0.965	0.951
		-10m	-33ft.	-	-	0.993	0.979	0.965	0.951
		-15m	-49ft.	-	-	-	0.979	0.965	0.951

HEATING				Pipe length					
				5m	7.5m	10m	15m	20m	25m
				16ft.	25ft.	33ft.	49ft.	66ft.	82ft.
Height difference H	∗1 Indoor unit is higher than outdoor unit.	15m	49ft.	-	-	-	0.977	0.958	0.939
		10m	33ft.	-	-	0.993	0.977	0.958	0.939
		7.5m	25ft.	-	1.000	0.993	0.977	0.958	0.939
		5m	16ft.	0.993	1.000	0.993	0.977	0.958	0.939
		0m	0ft.	0.993	1.000	0.993	0.977	0.958	0.939
	∗2 Indoor unit is lower than outdoor unit	-5m	-16ft.	0.988	0.995	0.988	0.972	0.954	0.934
		-7.5m	-25ft.	-	0.993	0.986	0.970	0.952	0.932
		-10m	-33ft.	-	-	0.983	0.967	0.949	0.930
		-15m	-49ft.	-	-	-	0.962	0.944	0.925

Height difference H

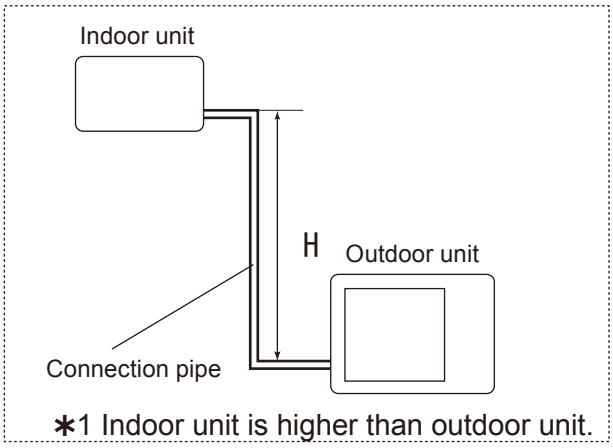

∗1 Indoor unit is higher than outdoor unit.

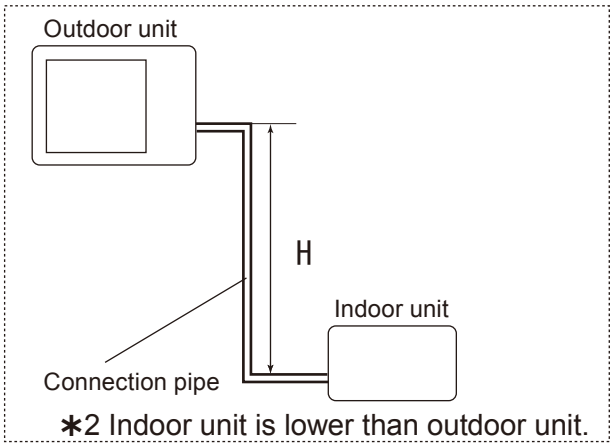

∗2 Indoor unit is lower than outdoor unit.

OUTDOOR UNIT
AOU36RLXFZ1

■ INDOOR UNIT: 12,000Btu (AOU36RLXFZ1)

COOLING				Pipe length					
				5m	7.5m	10m	15m	20m	25m
				16ft.	25ft.	33ft.	49ft.	66ft.	82ft.
Height difference H	∗1 Indoor unit is higher than outdoor unit.	15m	49ft.	-	-	-	0.937	0.912	0.888
		10m	33ft.	-	-	0.970	0.944	0.919	0.896
		7.5m	25ft.	-	0.988	0.974	0.948	0.923	0.899
		5m	16ft.	1.006	0.992	0.978	0.952	0.927	0.903
		0m	0ft.	1.014	1.000	0.986	0.960	0.934	0.910
	∗2 Indoor unit is lower than outdoor unit	-5m	-16ft.	1.014	1.000	0.986	0.960	0.934	0.910
		-7.5m	-25ft.	-	1.000	0.986	0.960	0.934	0.910
		-10m	-33ft.	-	-	0.986	0.960	0.934	0.910
		-15m	-49ft.	-	-	-	0.960	0.934	0.910

HEATING				Pipe length					
				5m	7.5m	10m	15m	20m	25m
				16ft.	25ft.	33ft.	49ft.	66ft.	82ft.
Height difference H	∗1 Indoor unit is higher than outdoor unit.	15m	49ft.	-	-	-	0.977	0.958	0.938
		10m	33ft.	-	-	0.993	0.977	0.958	0.938
		7.5m	25ft.	-	1.000	0.993	0.977	0.958	0.938
		5m	16ft.	0.995	1.000	0.993	0.977	0.958	0.938
		0m	0ft.	0.995	1.000	0.993	0.977	0.958	0.938
	∗2 Indoor unit is lower than outdoor unit	-5m	-16ft.	0.990	0.995	0.988	0.972	0.953	0.933
		-7.5m	-25ft.	-	0.993	0.986	0.970	0.952	0.932
		-10m	-33ft.	-	-	0.983	0.967	0.949	0.929
		-15m	-49ft.	-	-	-	0.962	0.944	0.924

Height difference H

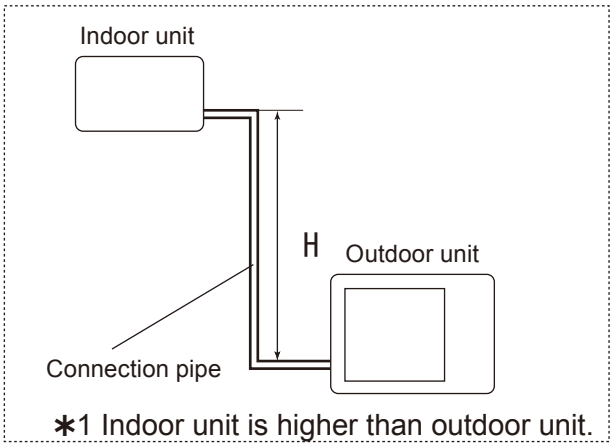

∗1 Indoor unit is higher than outdoor unit.

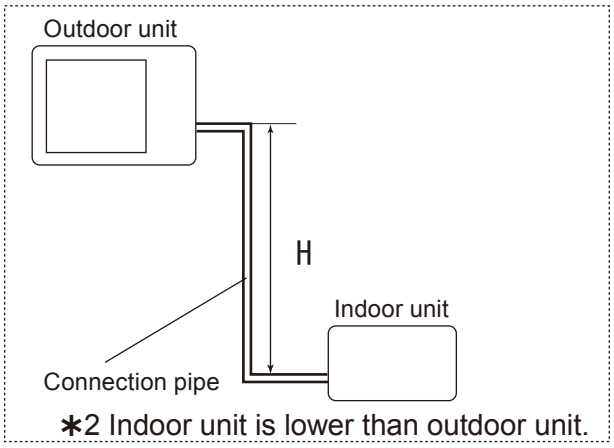

∗2 Indoor unit is lower than outdoor unit.

OUTDOOR UNIT
AOU36RLXFZ1

■ INDOOR UNIT: 14,000Btu (AOU36RLXFZ1)

COOLING				Pipe length					
				5m	7.5m	10m	15m	20m	25m
				16ft.	25ft.	33ft.	49ft.	66ft.	82ft.
Height difference H	∗1 Indoor unit is higher than outdoor unit.	15m	49ft.	-	-	-	0.955	0.937	0.922
		10m	33ft.	-	-	0.974	0.962	0.945	0.930
		7.5m	25ft.	-	0.988	0.978	0.966	0.948	0.934
		5m	16ft.	0.997	0.992	0.982	0.970	0.952	0.937
		0m	0ft.	1.005	1.000	0.990	0.978	0.960	0.945
	∗2 Indoor unit is lower than outdoor unit	-5m	-16ft.	1.005	1.000	0.990	0.978	0.960	0.945
		-7.5m	-25ft.	-	1.000	0.990	0.978	0.960	0.945
		-10m	-33ft.	-	-	0.990	0.978	0.960	0.945
		-15m	-49ft.	-	-	-	0.978	0.960	0.945

HEATING				Pipe length					
				5m	7.5m	10m	15m	20m	25m
				16ft.	25ft.	33ft.	49ft.	66ft.	82ft.
Height difference H	∗1 Indoor unit is higher than outdoor unit.	15m	49ft.	-	-	-	0.972	0.945	0.919
		10m	33ft.	-	-	0.992	0.972	0.945	0.919
		7.5m	25ft.	-	1.000	0.992	0.972	0.945	0.919
		5m	16ft.	1.000	1.000	0.992	0.972	0.945	0.919
		0m	0ft.	1.000	1.000	0.992	0.972	0.945	0.919
	∗2 Indoor unit is lower than outdoor unit	-5m	-16ft.	0.995	0.995	0.987	0.967	0.940	0.914
		-7.5m	-25ft.	-	0.993	0.985	0.965	0.938	0.912
		-10m	-33ft.	-	-	0.982	0.962	0.935	0.910
		-15m	-49ft.	-	-	-	0.957	0.930	0.905

Height difference H

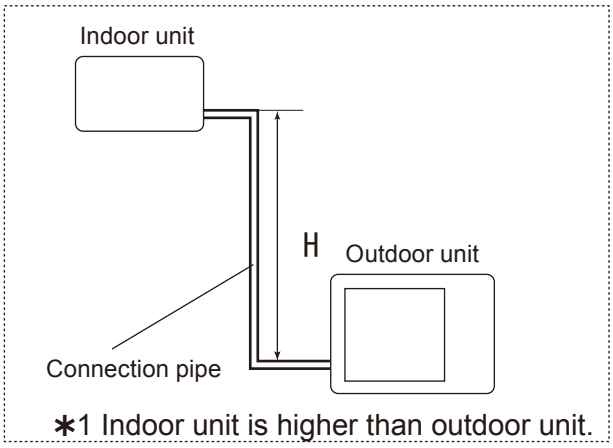

∗1 Indoor unit is higher than outdoor unit.

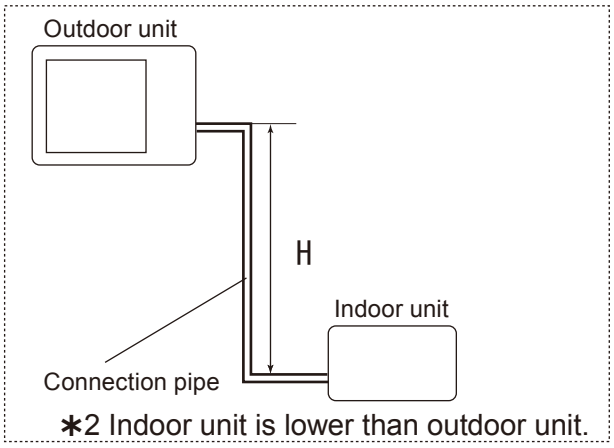

∗2 Indoor unit is lower than outdoor unit.

OUTDOOR UNIT
AOU36RLXFZ1

■ INDOOR UNIT: 18,000Btu (AOU36RLXFZ1)

COOLING				Pipe length					
				5m	7.5m	10m	15m	20m	25m
				16ft.	25ft.	33ft.	49ft.	66ft.	82ft.
Height difference H	∗1 Indoor unit is higher than outdoor unit.	15m	49ft.	-	-	-	0.968	0.961	0.954
		10m	33ft.	-	-	0.982	0.976	0.969	0.962
		7.5m	25ft.	-	0.988	0.986	0.980	0.973	0.966
		5m	16ft.	0.994	0.992	0.990	0.984	0.977	0.970
		0m	0ft.	1.002	1.000	0.998	0.992	0.985	0.978
	∗2 Indoor unit is lower than outdoor unit	-5m	-16ft.	1.002	1.000	0.998	0.992	0.985	0.978
		-7.5m	-25ft.	-	1.000	0.998	0.992	0.985	0.978
		-10m	-33ft.	-	-	0.998	0.992	0.985	0.978
		-15m	-49ft.	-	-	-	0.992	0.985	0.978

HEATING				Pipe length					
				5m	7.5m	10m	15m	20m	25m
				16ft.	25ft.	33ft.	49ft.	66ft.	82ft.
Height difference H	∗1 Indoor unit is higher than outdoor unit.	15m	49ft.	-	-	-	0.967	0.943	0.917
		10m	33ft.	-	-	0.990	0.967	0.943	0.917
		7.5m	25ft.	-	1.000	0.990	0.967	0.943	0.917
		5m	16ft.	1.010	1.000	0.990	0.967	0.943	0.917
		0m	0ft.	1.010	1.000	0.990	0.967	0.943	0.917
	∗2 Indoor unit is lower than outdoor unit	-5m	-16ft.	1.005	0.995	0.985	0.962	0.938	0.912
		-7.5m	-25ft.	-	0.993	0.983	0.960	0.936	0.910
		-10m	-33ft.	-	-	0.980	0.958	0.933	0.908
		-15m	-49ft.	-	-	-	0.953	0.929	0.903

Height difference H

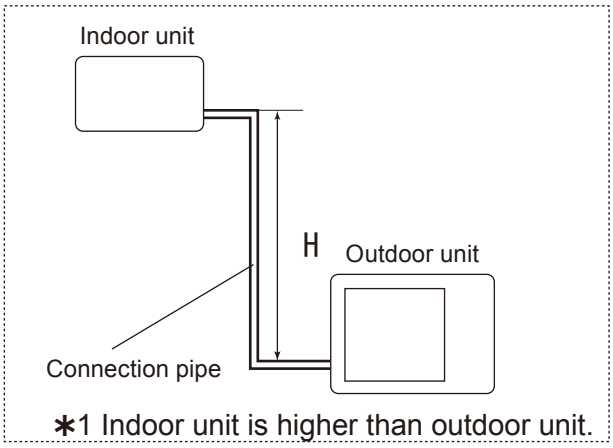

∗1 Indoor unit is higher than outdoor unit.

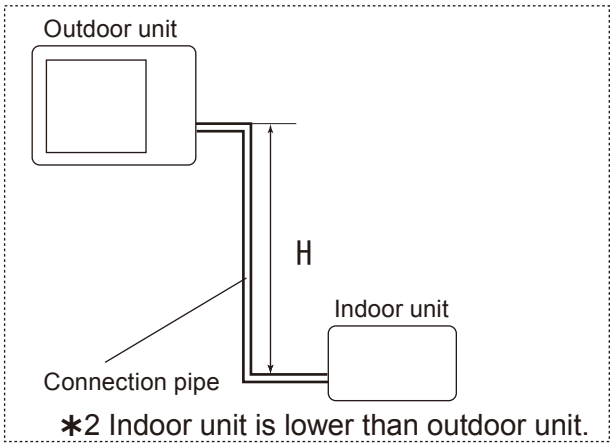

∗2 Indoor unit is lower than outdoor unit.

OUTDOOR UNIT
AOU36RLXFZ1

■ INDOOR UNIT: 24,000Btu (AOU36RLXFZ1)

COOLING				Pipe length					
				5m	7.5m	10m	15m	20m	25m
				16ft.	25ft.	33ft.	49ft.	66ft.	82ft.
Height difference H	∗1 Indoor unit is higher than outdoor unit.	15m	49ft.	-	-	-	0.978	0.969	0.953
		10m	33ft.	-	-	0.986	0.986	0.977	0.961
		7.5m	25ft.	-	0.988	0.990	0.990	0.981	0.965
		5m	16ft.	0.989	0.992	0.994	0.994	0.984	0.968
		0m	0ft.	0.997	1.000	1.002	1.002	0.992	0.976
	∗2 Indoor unit is lower than outdoor unit	-5m	-16ft.	0.997	1.000	1.002	1.002	0.992	0.976
		-7.5m	-25ft.	-	1.000	1.002	1.002	0.992	0.976
		-10m	-33ft.	-	-	1.002	1.002	0.992	0.976
		-15m	-49ft.	-	-	-	1.002	0.992	0.976

HEATING				Pipe length					
				5m	7.5m	10m	15m	20m	25m
				16ft.	25ft.	33ft.	49ft.	66ft.	82ft.
Height difference H	∗1 Indoor unit is higher than outdoor unit.	15m	49ft.	-	-	-	0.964	0.939	0.913
		10m	33ft.	-	-	0.988	0.964	0.939	0.913
		7.5m	25ft.	-	1.000	0.988	0.964	0.939	0.913
		5m	16ft.	1.008	1.000	0.988	0.964	0.939	0.913
		0m	0ft.	1.008	1.000	0.988	0.964	0.939	0.913
	∗2 Indoor unit is lower than outdoor unit	-5m	-16ft.	1.003	0.995	0.983	0.959	0.934	0.909
		-7.5m	-25ft.	-	0.993	0.981	0.957	0.932	0.907
		-10m	-33ft.	-	-	0.978	0.954	0.929	0.904
		-15m	-49ft.	-	-	-	0.949	0.925	0.899

Height difference H

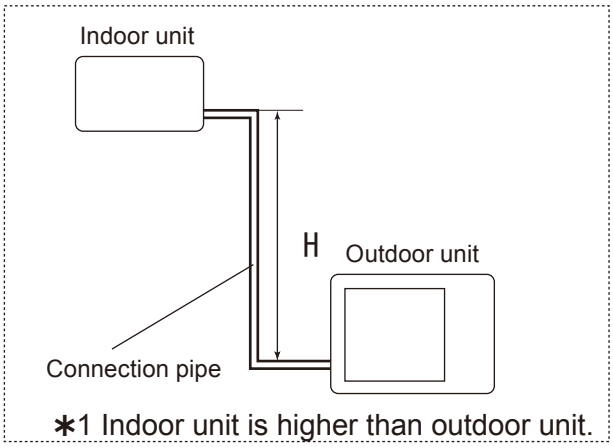

∗1 Indoor unit is higher than outdoor unit.

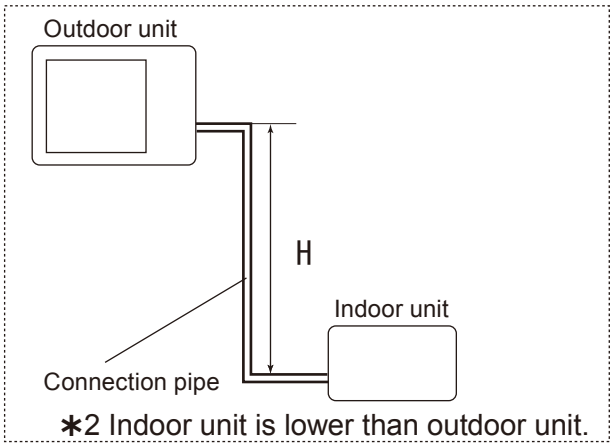

∗2 Indoor unit is lower than outdoor unit.

OUTDOOR UNIT
AOU36RLXFZ1

7. ADDITIONAL CHARGE CALCULATION

■ MODEL: AOU36RLXFZ1

Refrigerant type		R410A
Refrigerant amount	lbs. oz.	7 lbs. 1 oz.
	g	3,200

● Refrigerant charge

●3 or 4 indoor units are connected

Total pipe length	ft.	164 or less	197	230 (MAX.)	0.22 oz./ft. 20 g/m
	m	50 or less	60	70 (MAX.)	
Additional charge	lbs. oz.	0	7.1 oz.	14.1 oz.	
	g	0	200	400	

●2 indoor units are connected (with optional parts K9FZ1818)

Total pipe length	ft.	65 or less	98	131 (MAX.)	0.27 oz./ft. 25 g/m
	m	20 or less	30	40 (MAX.)	
Additional charge	lbs. oz.	0	8.9 oz.	1 lb. 1.8 oz.	
	g	0	250	500	

OUTDOOR UNIT
AOU36RLXFZ1

8. AIR FLOW

■ MODEL: AOU36RLXFZ1

● Cooling

Air flow	
m^3/h	3,600
l/s	1,000
CFM	2,119

● Heating

Air flow	
m^3/h	3,800
l/s	1,056
CFM	2,237

OUTDOOR UNIT
AOU36RLXFZ1

9. OPERATION NOISE

9-1. NOISE LEVEL CURVE

■ MODEL: AOU36RLXFZ1

● **Cooling**

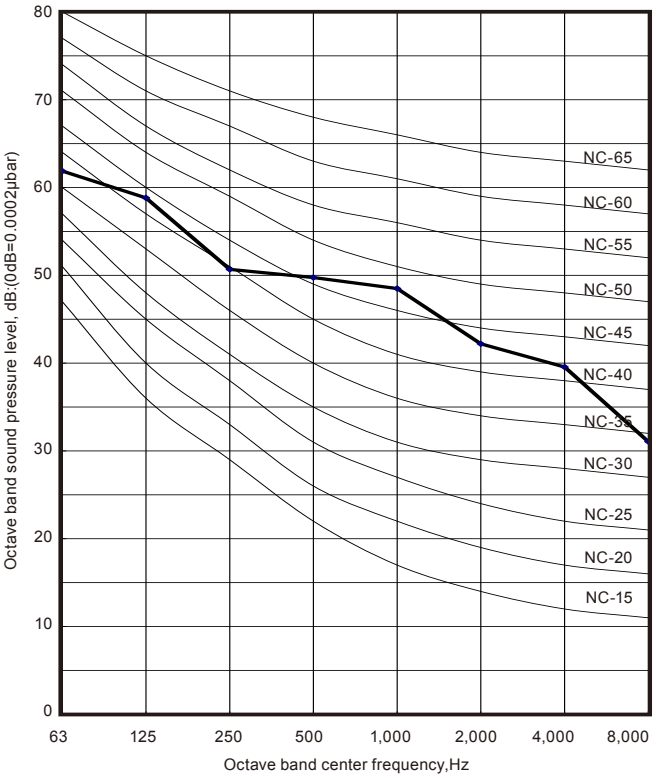

● **Heating**

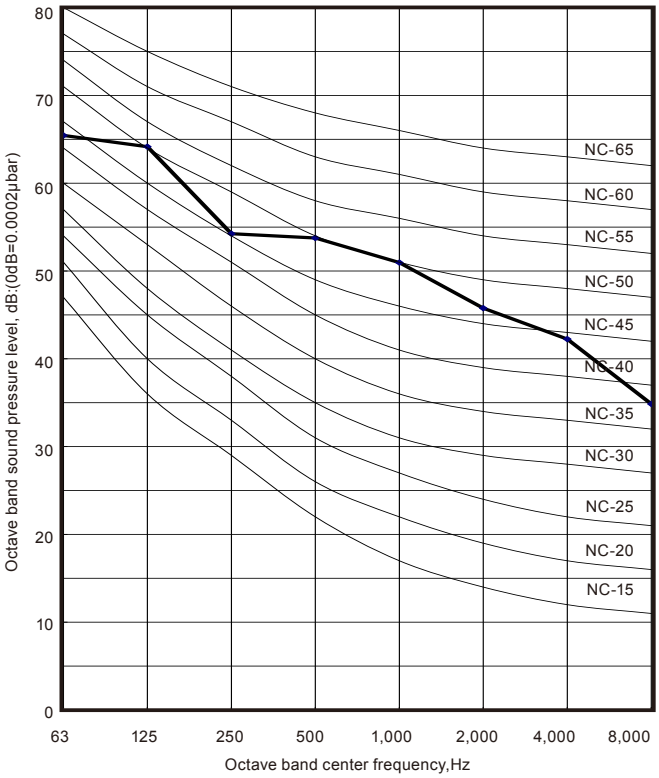

OUTDOOR UNIT
AOU36RLXFZ1

9-2. SOUND LEVEL CHECK POINT

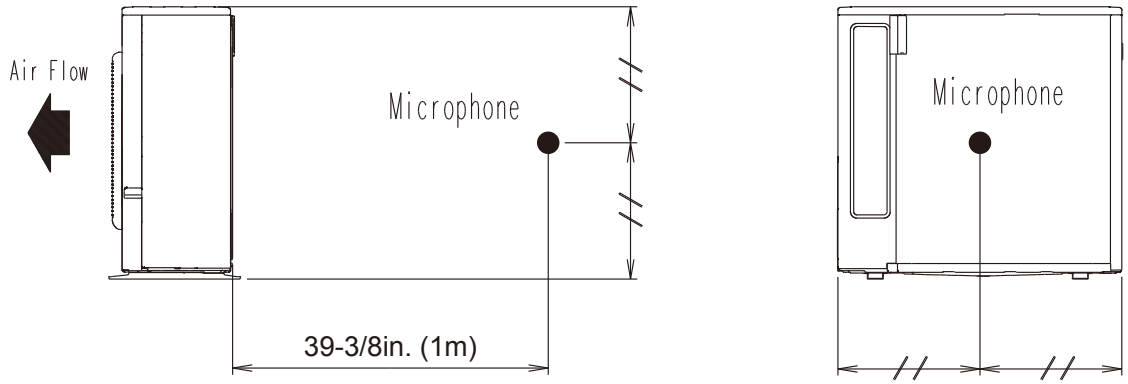

OUTDOOR UNIT
AOU36RLXFZ1

10. ELECTRIC CHARACTERISTICS

Model name			AOU36RLXFZ1
Power supply	Voltage	V	208 / 230 ~
	Frequency	Hz	60
MCA		A	24.6
Starting current		A	17.1
*1) Wiring spec.	MAX. CKT. BKR	A	30
	Power cable	AWG	10

*1) Wiring spec. :
selected sample
(Selected based on Japan Electrotechnical Standard and Codes Committee E0005)

MCA: Min Circuit Amp(Calculation based on UL1995)
MAX. CKT. BKR: Maximum Circuit Breaker

OUTDOOR UNIT
AOU36RLXFZ1

11. SAFETY DEVICES

	Protection form	Model	
		AOU36RLXFZ1	
Circuit protection	Current fuse (MAIN PCB)	250V 3.15A	
		250V 5A	
	Current fuse (NEAR THE TERMINAL)	250V 10A	
Fan motor protection	Temperature Thermistor	OFF: 251 ± 16 °F ON: 240^{+18}_{-16} °F	OFF: 122 ± 9 °C ON: 116^{+10}_{-9} °C
Compressor protection	Temperature Thermistor	OFF: 226 ± 4 °F ON: 176 ± 4 °F	OFF: 108 ± 2 °C ON: 80 ± 2 °C
Refrigerant circuit protection	Pressure switch (1)	OFF: 609 ± 15 PSI ON: 464 ± 22 PSI	OFF: 4.2 ± 0.1 MPa ON: 3.2 ± 0.15 MPa

*Pressure switch (2) : For control device

OUTDOOR UNIT
AOU36RLXFZ1

12. OPTIONAL PARTS

Exterior	Parts name	Model No.	Summary
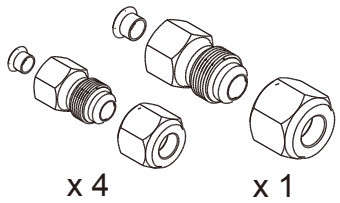	Adapter kit	K9FZ1818 (UTP-MU36A2)	**For 2rooms combination system** It can exchange liquid pipe size Ø1/4 in. (Ø6.35mm) for Ø3/8 in. (Ø9.52mm), and Ø3/8 in. (Ø9.52mm) for Ø1/2 in. (Ø12.70mm) If you choice 2 indoor units system "18,000 Btu + 18,000 Btu", then you need this kit.

OUTDOOR UNIT
AOU36RLXFZ1

■ 2 ROOMS COMBINATION (WITH OPTIONAL PARTS K9FZ1818)

● Size of piping

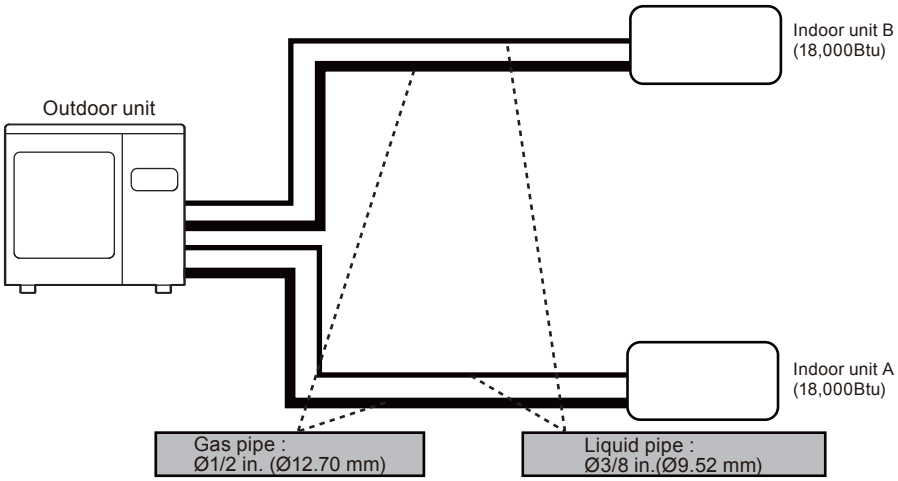

● How to use an adapter (optional parts K9FZ1818)

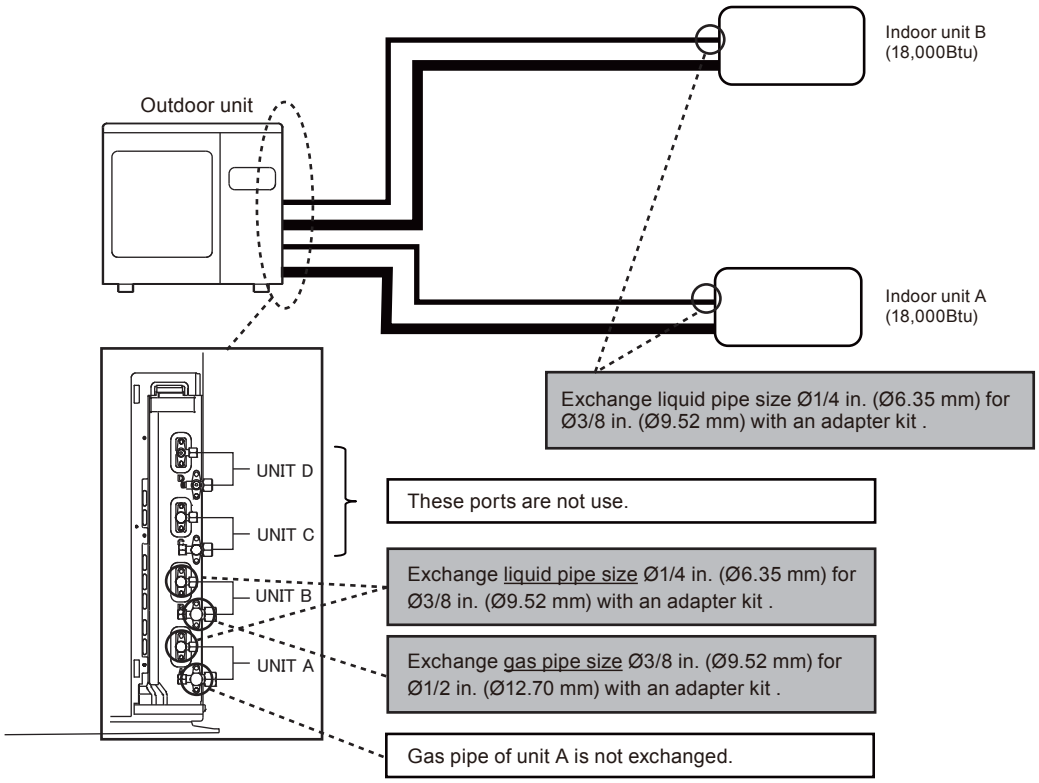

● Connection pipe length

MAX.	Total	ft. (m)	131 (40)
	Each unit		82 (25)
MIN.	Total		49 (15)
	Each unit		25 (7.5)

● Refrigerant charge

PIPE LENGTH (TOTAL)	ft.	65 or less	98	131 (MAX.)	0.27 oz./ft. 25 g/m
	m	20 or less	30	40 (MAX.)	
ADDITIONAL CHARGE	lbs. oz.	0	8.9 oz.	1 lb.1.8 oz.	
	g	0	250	500	

Please note that the hatching items are different from those of 3 or 4rooms combination.

OUTDOOR UNIT
AOU36RLXFZ1

13. INSTALLATION PRECAUTIONS

13-1. OUTDOOR UNIT INSTALLATION PRECAUTIONS

Note: The information listed below are general precautions.
Some models also include items that do not apply.

■ PLACES WHERE USE PROHIBITED

- Places where there is the danger of combustible gas leakage
- Places where sulfur gas, chlorine gas, acid, alkali, or other matter which effects equipment is generated
- Places not affected by heat radiation from other heat sources
- Places where the air is not stagnant
- Places where machinery which generates high frequencies is used
- Ocean beaches and other areas where there is a lot of salt
- Installation in vehicles, ships, and other conveyances
- Factory, etc. where voltage fluctuations are large

■ POINTS TO REMEMBER WHEN INSTALLING

(1) The set shall be installed at a place which can withstand the weight and vibration of the outdoor unit.

(2) To allow maintenance after refrigerant piping, drain piping, and electric wiring connection and installation, provide an installation service space.

*Installation service space is shown on " INSTALLATION PLACE ".

(3) Be careful when installing the set at the following places.

[Installation precautions]

	Contents	Countermeasures (Reference)
When installed near adjacent houses	Perform installation work so that operating sound does not disturb the neighbors.	(1) Install a soundproof barrier. (2) Change the installation site.
When there is the possibility of strong wind	(1) If the outdoor unit is exposed to strong wind, capacity may drop, frost may form during heating, and operation may be stopped by high pressure rise. In addition, when a very strong wind blows, the fan may be damaged. (2) When a very strong wind blows, there is the possibility of the outdoor unit being toppled over if held only by foundation bolts.	(1) Install with the outlet side Keep a sufficient distance away from a facing wall or fence. (2) Make the outlet direction and wind direction perpendicular. (3) Fasten the outdoor unit using toppling prevention hardware (procured at the site).
When snow accumulates	If the outdoor unit is covered by accumulated snow, it may not be able to operate.	(1) Make the foundation as high as possible. (2) Perform snow prevention work.
When installing the inverter type	It may generate noise in TV sets, stereos and PCs.	(1) The inverter type should be installed at a sufficient distance from these equipments.

OUTDOOR UNIT
AOU36RLXFZ1