



Revel™

Frameless Pivot Shower Door

K-707516-L

Features

- CleanCoat® technology creates a barrier between the water and glass to help keep your shower door looking new.
- Frameless, 5/16" (8 mm) thick Crystal Clear tempered glass door.
- No top header eliminates clearance issues.
- Frameless design emphasizes glass and creates a sleek, minimalist look.
- Self-closing mechanism offers superior performance and security against water leakage.

Material

- Anodized aluminum hardware prevents rusting or corrosion.

Installation

- Out-of-plumb adjustability allows for simpler installation.
-
-

Components

Additional included component/s: Hardware Kit.



Codes/Standards




ASTM C1036
ASTM C1048
ANSI Z97.1 (Tempered Glass)
CPSC 16CFR 1201

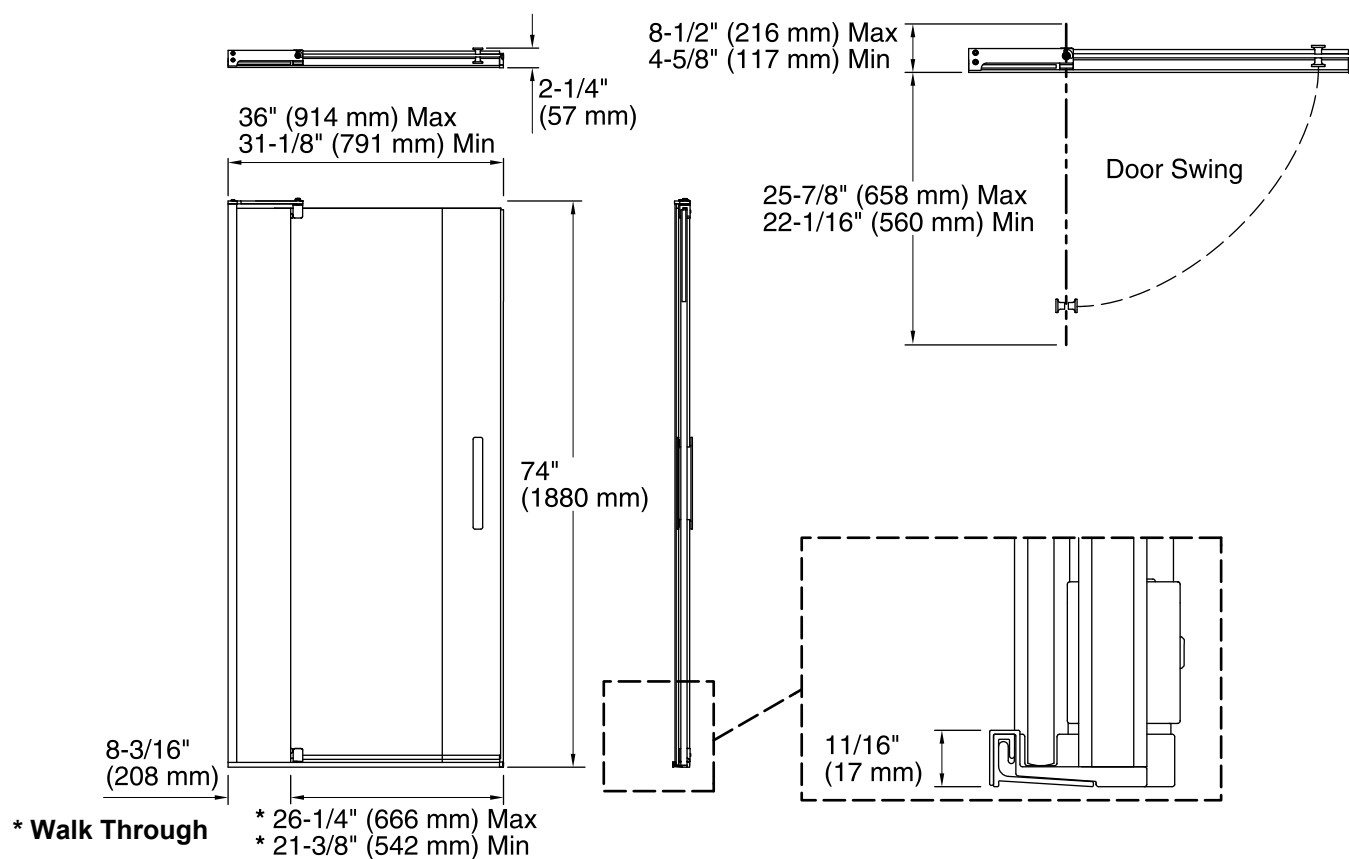
KOHLER® One-Year Limited Warranty

See website for detailed warranty information.

Available Color/Finishes

Color tiles intended for reference only.

Color	Code	Description
	SHP	Bright Polished Silver
	ABZ	Anodized Dark Bronze
	BNK	Anodized Brushed Nickel



Technical Information

All product dimensions are nominal.

Installation type: For receptor installation

Opening style: Pivot

Opening Width - Min: 31-1/8" (791 mm)

Opening Width - Max: 36" (914 mm)

Walk-through - Min: 21-3/8" (542 mm)

Walk-through - Max: 26-1/4" (666 mm)

Glass thickness: 5/16" (8 mm)

Notes

Install this product according to the installation guide.

Strike jamb is made of clear plastic and may not cover existing shower door holes.

NOTICE: The vertical opening should be a minimum of 78" (2032 mm) to allow clearance for installation.