

### Features

- Vertical blade handles complete the look of this door.
- CleanCoat® technology creates a barrier between the water and glass to help keep your shower door looking new.
- Frameless, 5/16" (8 mm) thick Crystal Clear tempered glass door.
- No top header eliminates clearance issues.
- Frameless design highlights showering area.
- Self-closing mechanism offers superior performance and security against water leakage.

### Material

- Anodized aluminum hardware prevents rusting or corrosion.

### Installation

- Out-of-plumb adjustability allows for simpler installation.
- Can be installed to open to the left or right.
- 

### Components

Additional included component/s: Hardware Kit.



### Codes/Standards




ASTM C1036  
ASTM C1048  
ANSI Z97.1 (Tempered Glass)  
CPSC 16CFR 1201

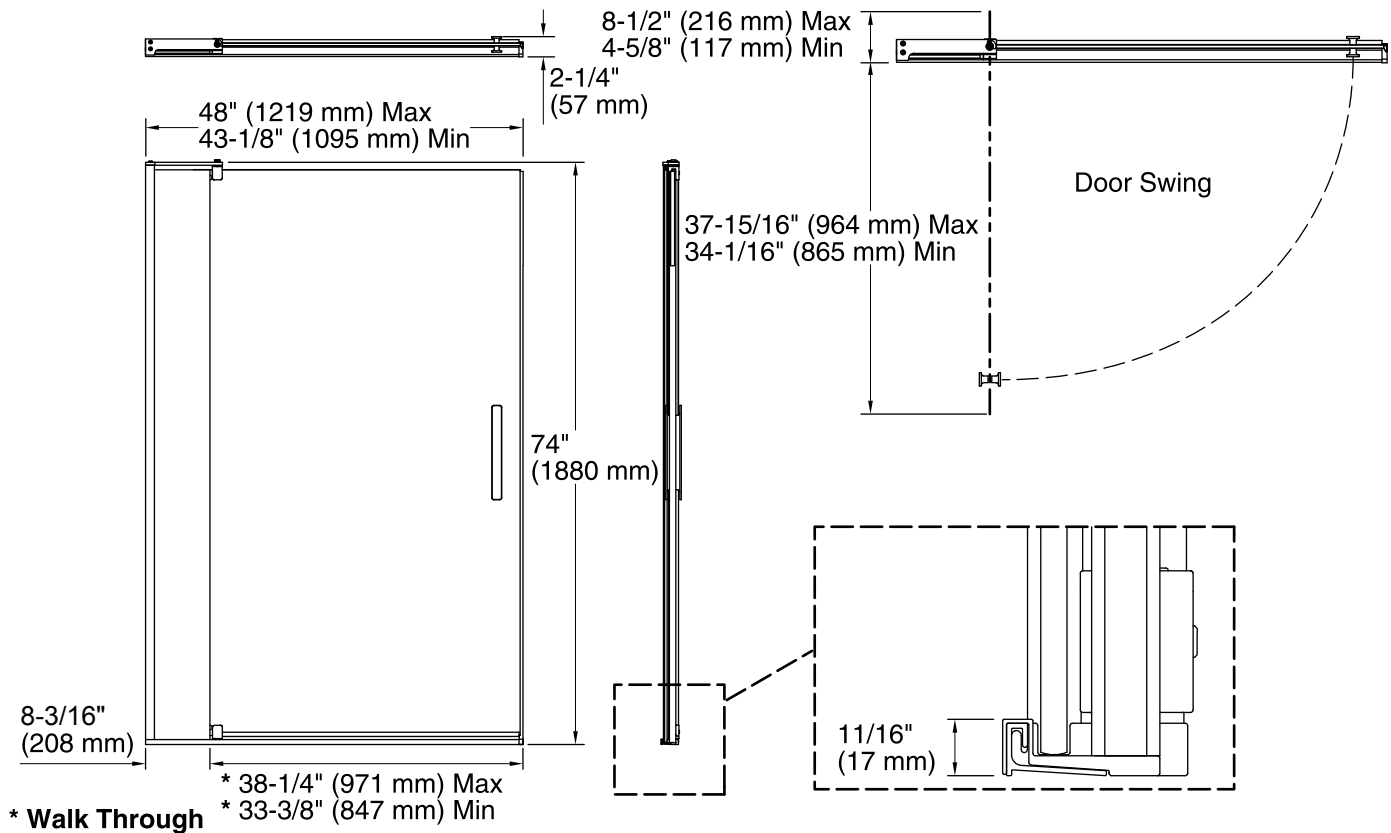
### KOHLER® One-Year Limited Warranty

See website for detailed warranty information.

### Available Color/Finishes

*Color tiles intended for reference only.*

Color	Code	Description
	SHP	Bright Polished Silver
	ABZ	Anodized Dark Bronze
	BNK	Anodized Brushed Nickel



### Technical Information

All product dimensions are nominal.

Installation type: For receptor installation

Opening style: Pivot

Opening Width - Min: 43-1/8" (1096 mm)

Opening Width - Max: 48" (1219 mm)

Walk-through - Min: 33-3/8" (847 mm)

Walk-through - Max: 38-1/4" (971 mm)

Glass thickness: 5/16" (8 mm)

### Notes

Install this product according to the installation guide.

Strike jamb is made of clear plastic and may not cover existing shower door holes.

NOTICE: The vertical opening should be a minimum of 78" (2032 mm) to allow clearance for installation.