



**Underscore®**

5' Bath  
**K-5701**



### Features

- Dual lumbar supports two-person bathing by offering comfort at both ends
- Center drain.
- Slotted overflow allows for deep soaking. Requires K-7271 or K-7272 Clearflo slotted overflow bath drain (sold separately).
- Wide ledge on one side is ideal for deck-mount faucet and/or handshower.

### Material

- Acrylic

### Installation

- Freestanding
- Freestanding

### Required Accessories

K- 7271 Brass Slotted Overflow Bath Drain

or

K- 7272 PVC Slotted Overflow Bath Drain

### Recommended Accessories

K- 24916 Wireless Music Kit



### Codes/Standards

CSA B45.5/IAPMO Z124

Greenguard UL 2818 - Gold






CARB P2

### KOHLER® One-Year Limited Warranty

See website for detailed warranty information.

### Available Color/Finishes

*Color tiles intended for reference only.*

Color	Code	Description
	0	White
	96	Biscuit
	47	Almond
	NY	Dune
	G9	Sandbar

USA/Canada: 1-800-4KOHLER (1-800-456-4537)

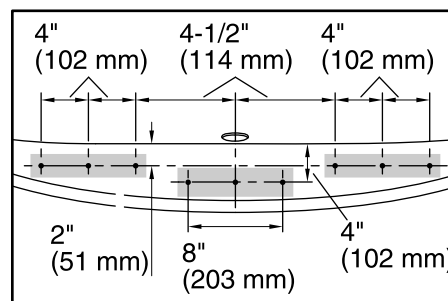
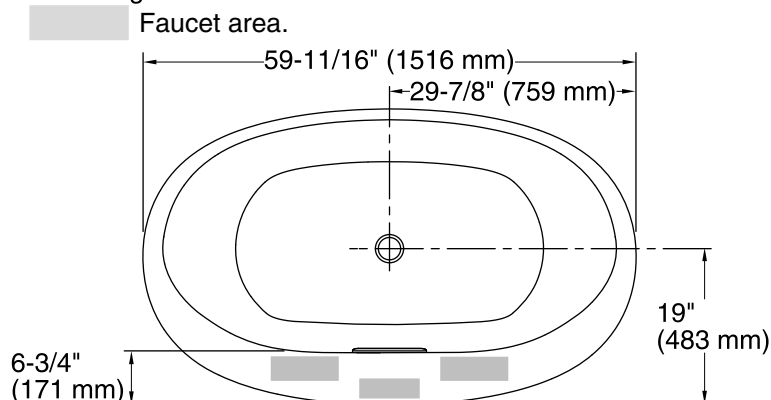
Kohler Co. reserves the right to make revisions without notice to product specifications.

For the most current Specification Sheet, go to [www.kohler.com](http://www.kohler.com).

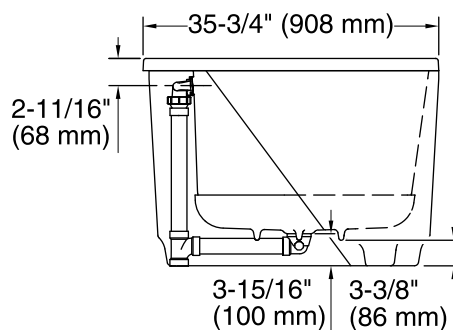
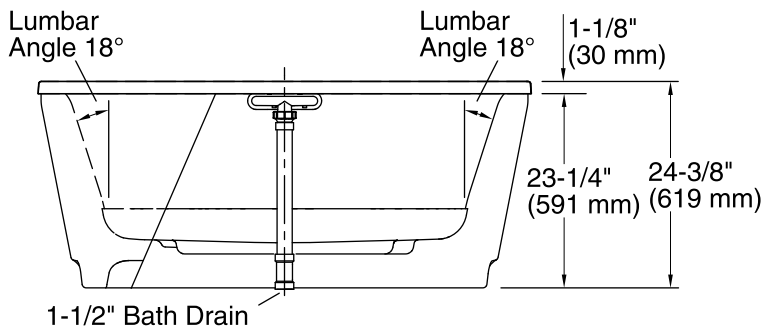
3-28-2016 03:48

THE BOLD LOOK  
OF **KOHLER®**

No change in measurements if connected with drain illustrated. (K-7272)



**Faucet Hole Locations**  
(For KOHLER® Brand Only)



## Technical Information

All product dimensions are nominal.

Installation:	Freestanding
Drain location:	Center
Basin area, bottom:	43" x 25-5/8" (1093 mm x 651 mm)
Basin area, top:	55-9/16" x 28-3/8" (1411 mm x 720 mm)
Weight:	81 lbs (36.7 kg)
Minimum floor load:	45.4 lbs/ft² (221.7 kg/m²)
Water depth:	16-5/16" (415 mm)
Water capacity:	72.017 gal (272.6 L)
Template:	Footprint, 1265462, not required, not included

## Notes

Measure your actual product for rough-in details.

Install this product according to the installation instructions.

The hot water supply should be 70% of the capacity of the bath or greater. Installations will vary.