

### Features

- Contemporary towel bar outside and knob inside complete the look of this door.
- Frameless, 5/16" (8 mm) thick Crystal Clear tempered glass door.
- Can be installed to open to the left or right.
- Frameless design emphasizes glass and creates a sleek, minimalist look.
- CleanCoat® technology creates a barrier between the water and glass to help keep your shower door looking new.
- Smooth, easy-to-clean wall jambs.
- Center-guided mechanism for smooth, quiet sliding action and easy cleaning.

### Material

- Anodized aluminum hardware prevents rusting or corrosion.

### Installation

- Out-of-plumb adjustability allows for simpler installation.

- 

### Components

Additional included component/s: Hardware Kit.



### Codes/Standards




ASTM C1036  
ASTM C1048  
ANSI Z97.1 (Tempered Glass)  
CPSC 16CFR 1201

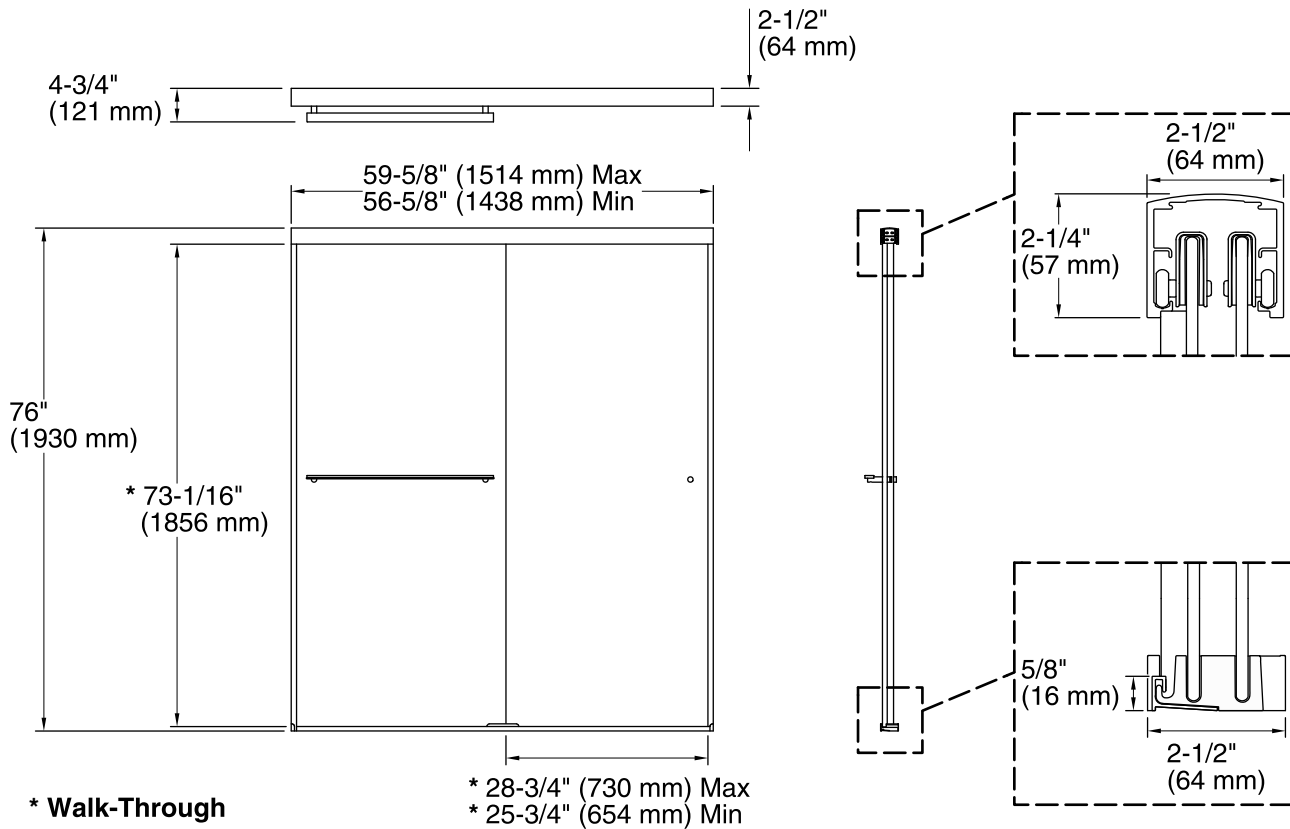
### KOHLER® One-Year Limited Warranty

See website for detailed warranty information.

### Available Color/Finishes

*Color tiles intended for reference only.*

Color	Code	Description
	SHP	Bright Polished Silver
	ABZ	Anodized Dark Bronze
	BNK	Anodized Brushed Nickel



### Technical Information

All product dimensions are nominal.

Installation type: For receptor installation

Opening style: Sliding/Bypass

Opening Width - Min: 56-5/8" (1438 mm)

Opening Width - Max: 59-5/8" (1514 mm)

Walk-through - Min: 25-3/4" (654 mm)

Walk-through - Max: 28-3/4" (730 mm)

Glass thickness: 5/16" (8 mm)

### Notes

Install this product according to the installation guide.

Wall jambs are made of clear plastic and may not cover existing shower door holes.

NOTICE: The vertical opening should be a minimum of 78-1/2" (1994 mm) to allow clearance for installing the top track over the wall jambs.