



PIPE & COUPLING

SUBMITTAL ♻️ NO-HUB® CAST IRON SOIL PIPE & FITTINGS

Tyler Pipe/Soil Pipe Division • 11910 CR 492 • Tyler, TX 75706 • (800) 527-8478


Specifications:

All 1½ inch diameter and larger cast iron soil pipe and fittings for above and below grade soil, waste, vent lines, rain water conductors and storm drainage lines shall bear the registered insignia ♻️ or ♻️ NO HUB® indicating that these items used in the sanitary system comply with the Cast Iron Soil Pipe Institute Standards 301 or ASTM A888.



Standards:

- CISPI 301: Hubless Cast Iron Soil Pipe & Fittings
- ASTM A 888: Hubless Cast Iron Soil Pipe & Fittings
- ASTM C 564: Rubber Gaskets for Cast Iron Soil Pipe & Fittings



NO-HUB PIPE, TEN-FOOT LAYING LENGTH

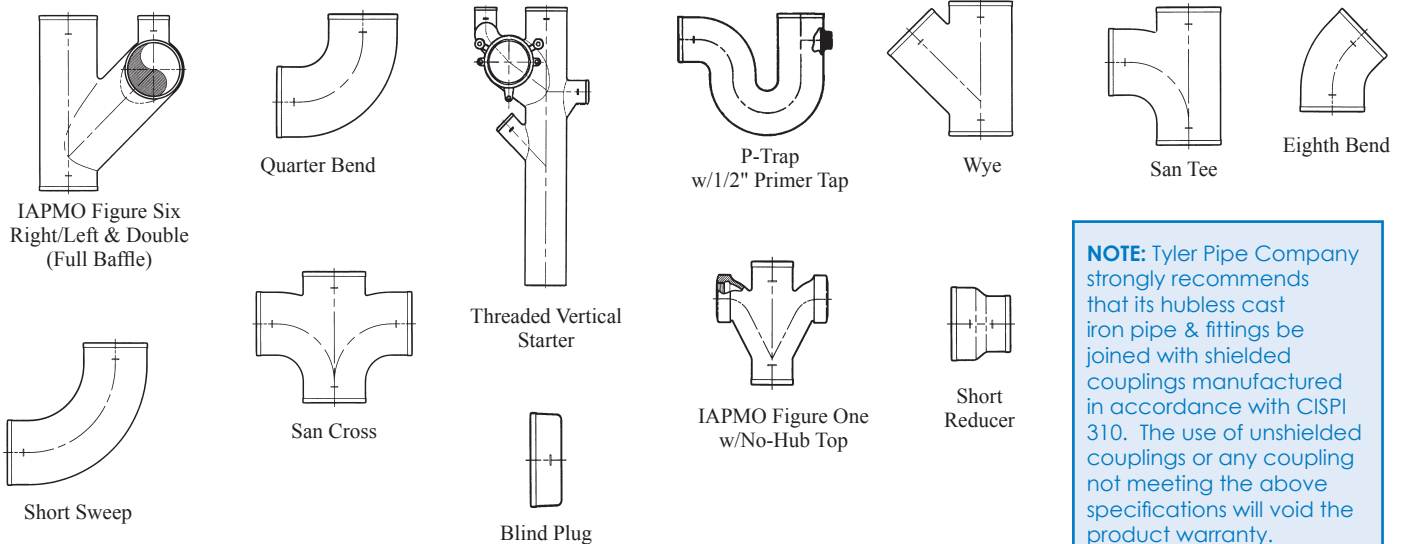
Size	Wt. per 10'*	Per Bundle	
		Pieces	Wt. lbs.
1½	30	54	1620
2	36	64	2304
3	52	48	2496
4	74	30	2220
5	94	24	2256
6	110	21	2310
8	180	15	2700
10	258	8	2064
12	325	6	1950
15	497	3	1416

*Note: Weights approximate, for shipping purposes only.

NO-HUB, TEN-FOOT LAYING LENGTH DIMENSIONS AND TOLERANCES

Size	Hubless Pipe Barrels		T Thickness	
	B Inside Diameter	J Outside Diameter	Nom.	Min.
1½	1.50±.09	1.90±.06	.16	.13
2	1.96±.06	2.35±.09	.16	.13
3	2.96±.06	3.35±.09	.16	.13
4	4.00±.06	4.38±.09-.05	.19	.15
5	4.94±.09	5.30±.09-.05	.19	.15
6	5.94±.09	6.30±.09-.05	.19	.15
8	7.94±.13	8.38±.13-.09	.23	.17
10*	10.00±.13	10.56±.09	.28	.22
12	11.94±.09	12.50±.09	.28	.22
15	15.11±.09	15.83±.09	.36	.30

* O.D. Barrel out of round tolerance of ±.04 is permitted.

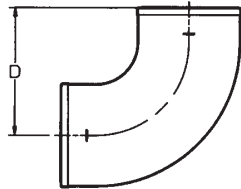


NOTE: Tyler Pipe Company strongly recommends that its hubless cast iron pipe & fittings be joined with shielded couplings manufactured in accordance with CISPI 310. The use of unshielded couplings or any coupling not meeting the above specifications will void the product warranty.



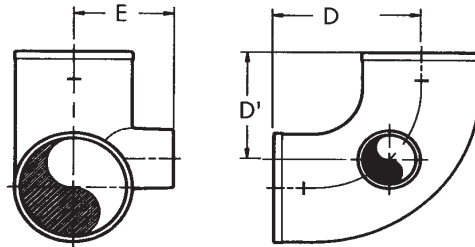
PIPE & COUPLING

**NO-HUB ASA GROUP 022
BENDS & SWEEPS**



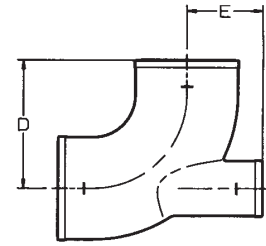
QUARTER BEND

UPCode 670610	Size	D
006848	1½	4¼
006855	2	4½
006862	3	5
006879	4	5½
006886	5	6½
006893	6	7
006909	8	8½



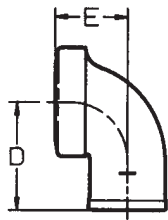
**QUARTER BEND
w/2" Side Opening**

UPCode 670610	Size	D	D'	E
006923	3	5	4	3¼
006930	4	5½	4 ⁵ / ₁₆	3¾

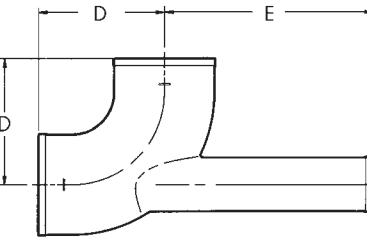


**QUARTER BEND
w/ 2" Heel Opening**

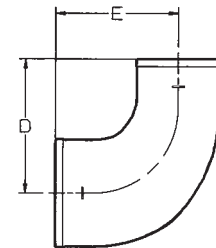
UPCode 670610	Size	D	E
006947	3	5	2 ⁷ / ₈
006954	4	5½	3¼



**QUARTER BEND
WITH 2" EXTENDED LOW
HEEL INLET**



UPCode 670610	Size	D	E
011019	3x2	5	10½

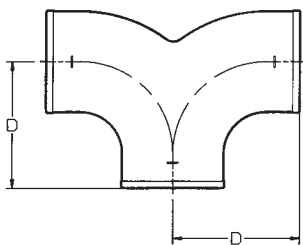


**REDUCING QUARTER BEND
(FLA. STYLE)**

UPCode 670610	Size	D	E
006916	4x3	5½	5

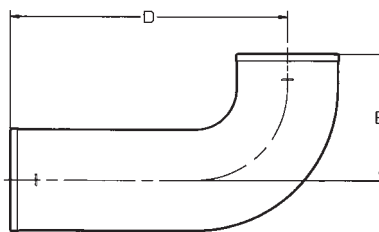
TAP SHORT QUARTER BEND

UPCode 670610	Size	D	E
006961	1½x1½	3	2
006978	2x1¼	3¼	2¼
006985	2x1½	3¼	2¼
006992	2x2	3¼	2¼



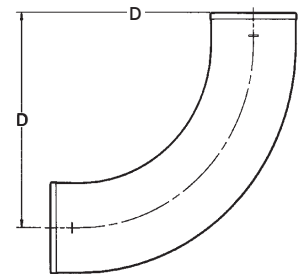
DOUBLE QUARTER BEND

UPCode 670610	Size	D
007012	2	4½
007029	3	5
007036	4	5½



LONG QUARTER BEND

UPCode Code	Size-Lgth	D	E
007067	2-12	12	4½
007043	2-14	14	4½
007050	2-16	16	4½
007074	2-18	18	4½
062875	2-24	24	4½
007081	3-12	12	5
007098	3-18	18	5
007104	4-12	12	5½



LONG SWEEP

UPCode 670610	Size	D
007180	1½	9¼
007197	2	9½
007203	3	10
007258	4x3	10½
007210	4	10½
007227	5	11½
007234	6	12