



Man's Lav™
KOHLER® enameled cast iron.
K-2885-8

Features

- KOHLER® cast iron.
- Drop-in.
- Generously-sized rectangular basin.
- With overflow.
- 8-inch centers.
- 28" (711 mm) x 19" (483 mm)

Recommended Accessories

K- 8998 P-Trap



ADA

Codes/Standards

ASME A112.19.1/CSA B45.2

ADA

ICC/ANSI A117.1




**KOHLER® Lifetime Limited Warranty
for Cast Iron Components**

See website for detailed warranty information.

Available Color/Finishes

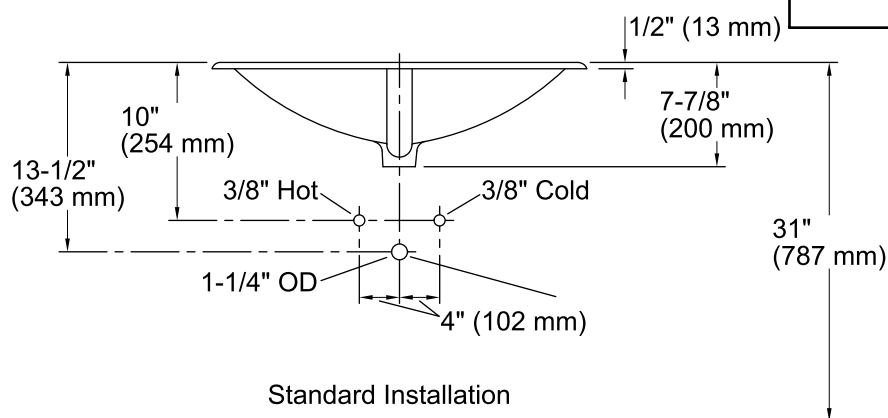
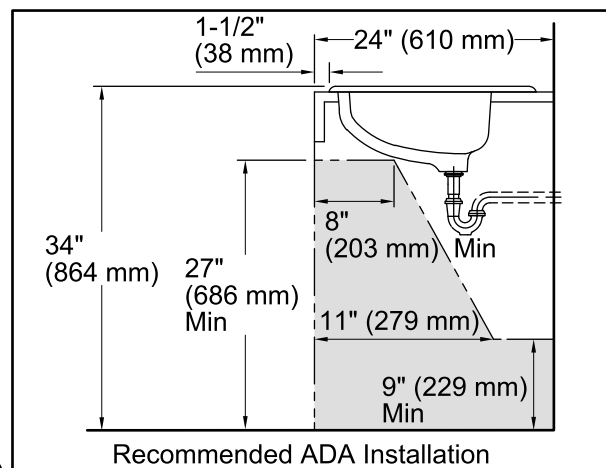
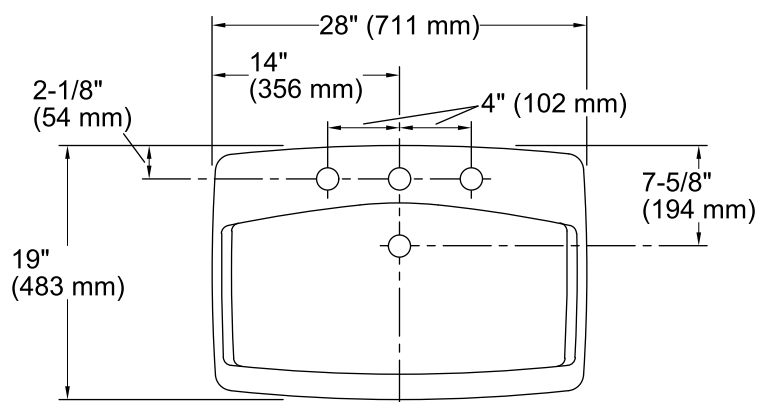
Color tiles intended for reference only.

Color Code Description

	0	White
	96	Biscuit
	47	Almond

KOHLER®

Man's Lav™ KOHLE® enameled cast iron. K-2885-8



Technical Information

All product dimensions are nominal.

Bowl configuration: Single

Installation: Drop-In

Bowl area (Only) Length: 24" (610 mm)
Width: 13" (330 mm)
Water depth: 4-1/4" (108 mm)

Number of deck holes: 3

Faucet hole(s): 1-3/8" (35 mm)

Drain hole: 1-3/4" (44 mm)

Template: Drop-in, 101090-7, required, included

Notes

Install this product according to the installation guide.

ADA compliant when installed to the specific requirements of these regulations.

USA/Canada: 1-800-4KOHLE® (1-800-456-4537)

Kohler Co. reserves the right to make revisions without notice to product specifications.

For the most current Specification Sheet, go to www.kohler.com.

3-28-2016 03:34

THE BOLD LOOK
OF **KOHLER®**