


Mueller 2300 Series Resilient Wedge Gate Valves

Mueller Resilient Wedge Gate Valves have features to make them easier to operate and to preserve the sealing capability and interior coating integrity for many years of reliable service. In addition to popular end connection options, Mueller brand RW valves can be ordered with Mueller's exclusive AquaGrip® System that incorporates an O-ring sealed compression connection and integral pipe restraint in one "ready to use" easy and quick to install package.

Mueller 2"-12" 2300 Series Resilient Wedge Gate Valve Features



6" shown

- **350 PSIG (2400 kPa/24 barg) Maximum Working Pressure** – Hydrostatically tested at 700 psig (4800 kPa/48 barg).
- **Dual-Purpose Lifting Lugs** – new dual-purpose lifting lugs provide stability for the valve box. Accommodates strap or hooks; provides valve box alignment, eliminating need for valve box adapter.+
- **American Made Quality** – factory in Chattanooga, TN with ISO 9001 certification. Certified to ANSI/NSF 61 & 372. Manufactured and tested in compliance with ANSI/AWWA Standard C515. UL 262 Listed and FM 1120/1130 Approved.
- **Ductile Iron Construction** - Valve body, bonnet, disc, stuffing box, & op nut.
- **T-Head Bolt Retention** – improved T-head bolt retention feature eliminates need for anti-rotation bolts.
- **Triple O-ring Seals** – two above thrust collar and one below, retain lubricant in this critical area. Top two are replaceable with valve fully open and under pressure. Fourth O-ring serves as dirt seal.
- **Two-Anti-Friction Washers With Lubrication** – made of polymer, one above and one below the thrust collar, reduce operating torque to open or close valve.
- **STEM** – forged manganese bronze bar stock is upset, then machined to form a thrust collar for superior strength in this critical area.
- **Guide Cap Bearings** – made of polymer and snapped over rubber covered wedge guides, provide bearing surfaces that protect both wedge and interior body coating from wear and aid in easy operation – even the largest valves installed horizontally. Rollers, tracks and scrapers are not needed.
- **Smooth, Oversized Water Way** – full, round, unobstructed flow way accommodates full size cutters, provides superior flow characteristics and reduces pumping costs.**
- **Mueller Pro-Guard® Fusion Bonded Epoxy Coating** – 10 mils* thick protects all inside and outside iron surfaces, and complies with AWWA C550.
- **316 Stainless Steel Fasteners**
- **Integral Legs** – stands upright for easier handling and storage.
- **10-Year Limited Warranty** – assured reliability (see separate Mueller Warranty document for terms).
- **Designed For Potable Water Applications**

*Nominal

**16" valve requires 1/2" undersized cutter, 54" valve requires 48" cutter

Mueller 14" – 54" 2361 Series Resilient Wedge Gate Valve Features

In addition to all the features of the smaller 2361 series valves, large size Mueller 2361 series RW valves offer these features:



- **Stem** – 18"-54" manganese bronze casting with integral thrust collar.

SIZE	AWWA C515 WORKING PRESSURE	UL WORKING PRESSURE	FM WORKING PRESSURE
14"-16"	250	250	250
18"-24"	250	175 x	250
30"-54"	250	-	-

x UL Listed without gearing
- Certified to NSF 61 & 372

FIRE PROTECTION PRODUCTS

P-2361-6 FLANGED ENDS Indicator Post Style Stuffing box 2" Square Operating Nut

- 4", 6", 8", 10" and 12" sizes
- UL 262 Listed and FM 1120/1130 Approved and certified to ANSI/NSF 61 & 372
- Iron body with Mueller® PRO-GARD® Fusion Bonded Epoxy Coated interior and exterior surfaces
- Non-rising bronze stem
- Rubber encapsulated iron wedge
- 350psig (2400 kPa/24 barg) maximum working pressure, 700psig (4800 kPa/48 barg) static test
- Triple O-ring seal (2 above the thrust collar and 1 below)
- Epoxy coating meets or exceeds all applicable requirements ANSI/AWWA C550
- Flanged end drilling complies with ASME/ANSI B16.1 class 125 and B16.42 class 150***
- Meets or exceeds all applicable requirements of ANSI/AWWA C515

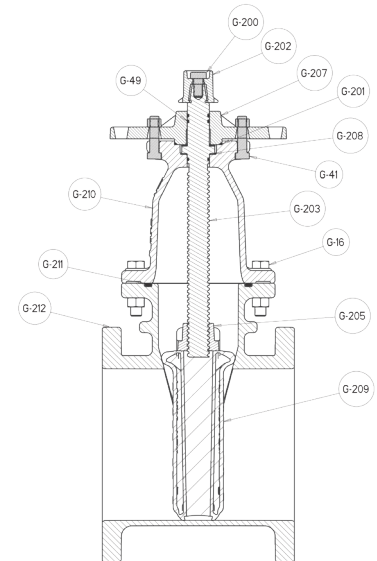


Options

- Stainless steel stem: Type 304 and Type 316
- Low zinc, silicon bronze ASTM B98-C66100/H02 stem
- EPDM disc and o-rings

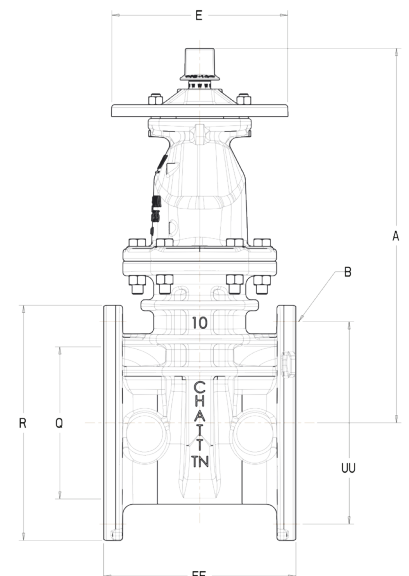
Parts List

Catalog Part Number	Description	Material	Material Standard
G-16	Bonnet Bolts & Nuts	316 Stainless Steel	ASTM F593 (bolt)/ASTM F594 (nut)
G-27	Wrench Nut	Ductile Iron	ASTM A536 ▼
G-41	Stuffing Box Bolts and Nuts	316 Stainless Steel	ASTM F593 (bolt)/ASTM F594 (nut)
G-49	Stem O-rings (3)	Nitrile	ASTM D2000
G-152	Stuffing Box with dirt seal	Ductile Iron	ASTM A536 ▼
G-200	Wrench Nut Cap Screw	316 Stainless Steel	ASTM F593
G-201	Stuffing Box Seal	Nitrile	ASTM D2000
G-203	Stem	Bronze	ASTM B138
G-205	Stem Nut	Bronze	ASTM B584
G-206	Guide Cap Bearings	Acetal	-
G-208	Anti-friction Washers (2)	Acetal	-
G-209	Wedge/Rubber Encapsulated	Ductile Iron**	ASTM A536 ▼
G-210	Bonnet	Ductile Iron	ASTM A536 ▼
G-211	Bonnet O-ring	Nitrile	ASTM D2000
G-212	Body	Ductile Iron	ASTM A536 ▼



Dimensions

Dimension*	Size				
	4"	6"	8"	10"	12"
A	14.19	18.00	21.50	25.50	28.62
R	9.00	11.00	13.50	16.00	19.00
FF	9.00	10.50	11.50	13.00	14.00
E	12.00	12.00	12.00	12.00	12.00
Q (bore)	4.30	6.30	8.30	10.30	12.30
UU	7.50	9.50	11.75	14.25	17.00
B (number and size of holes)	8--.75"	8--.88"	8--.88"	12--.1.00"	12--.1.00"
Turns to open	14	20.5	26.5	33	38.5
Weight (lbs.)*	98	154	232	344	459



See page B-1-18 for ordering instructions.

*All dimensions are in inches. All weights are in approximate pounds.

** Fully encapsulated in molded rubber with no iron exposed.

▼ Material strength ASTM A536 65-45 minimum

*** Per ANSI/AWWA C111, working pressure above 250psi requires the use of a special gasket rated for the higher pressure.

**GATE VALVE ORDERING
INSTRUCTIONS**



When ordering Mueller® Gate Valves, specify the following:

1. Quantity If more than one size, quantity of each
2. Size of valve Shown on Page B-1-5 through B-1-15
3. Catalog number Shown on Pages B-1-5 through B-1-15
4. Direction of opening..... Usually left (counter-clockwise).

Where previous valves open right (clockwise, new valves should open in same direction (Wrench nuts on valves that open to the right are painted red for identification.

5. Method operation..... 2" square wrench nut or handwheel is available.

When ordering parts for Mueller Gate Valves, Specify the following:

1. Quantity
2. Size of Valve
3. Part Name and Number - when ordering valve body, specify type of ends desired
4. Valve catalog number
5. Direction of opening
6. Year date of valve