

#### Features

- Fits minimum 21-inch base cabinet if installed as top-mount.
- Fits minimum 24-inch base cabinet if installed as under-mount.
- Single bowl.
- 12-1/2-inch depth.
- 2 faucet holes (-2).
- Includes cutout templates.

#### Material

- KOHLER enameled cast iron.

#### Installation

- Top-mount or Under-mount installation.

#### Recommended Accessories

K- 9000 P-Trap

#### Optional Accessories

K- 8801 Sink Strainer







#### Codes/Standards

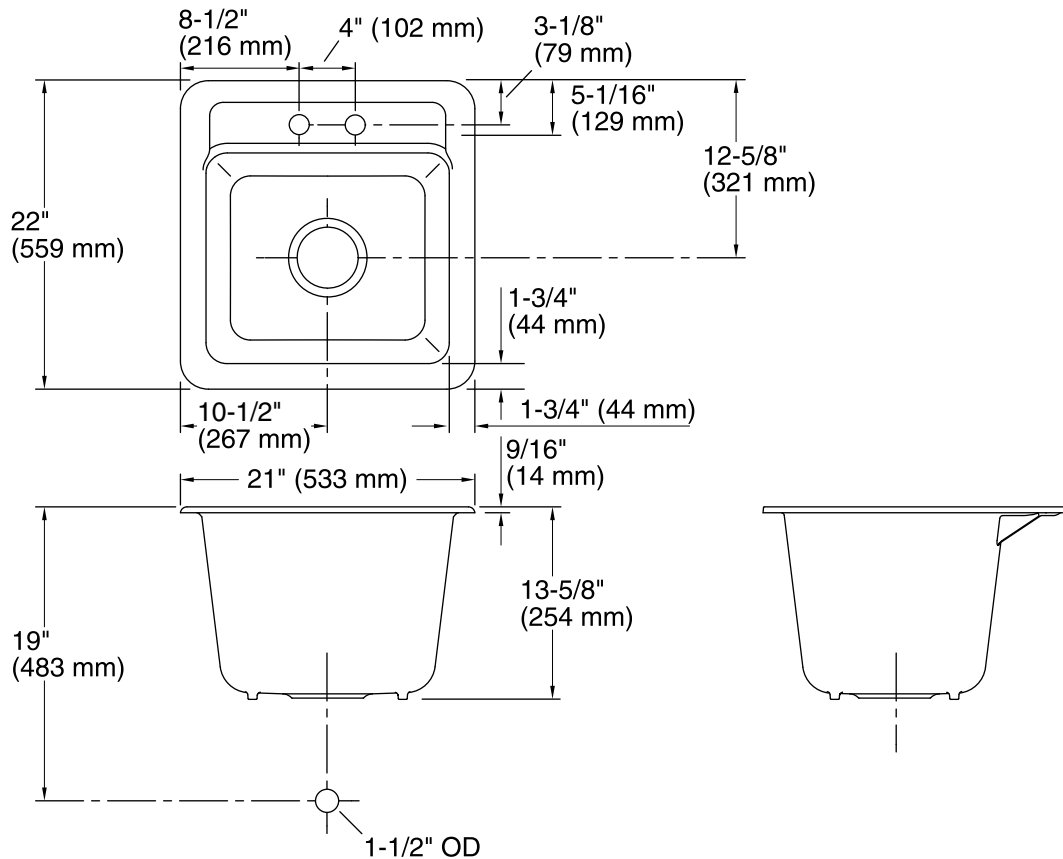
ASME A112.19.1/CSA B45.2

See website for detailed warranty information.

#### Available Color/Finishes

*Color tiles intended for reference only.*

Color	Code	Description
	0	White
	FF	Sea Salt™
	96	Biscuit
	47	Almond
	FD	Cane Sugar™
	NY	Dune
	95	Ice™ Grey
	G9	Sandbar
	33	Mexican Sand™
	K4	Cashmere
	FT	Basalt
	58	Thunder™ Grey
	20	Suede
	KA	Black 'n Tan
	FP	Caviar
	7	Black Black™



### Technical Information

All product dimensions are nominal.

Bowl configuration: Single

Installation: Top-mount, Under-mount

Bowl area (Only) Length: 17-1/2" (445 mm)  
 Width: 15-3/16" (386 mm)  
 Bowl depth: 12-1/2" (318 mm)  
 Water depth: 12-1/2" (318 mm)

Number of deck holes: 2

Faucet hole(s): 1-3/8" (35 mm)

Drain hole: 3-7/8" (98 mm)

Template: Top-mount/Under-mount, 1079985-7,  
 required, included

### Notes

Install this product according to the installation guide.