

S T O N E

F O R E S T



SINCE 1989,
STONE FOREST
HAS CRAFTED
AWARD-WINNING
DESIGNS FOR
THE BATH,
KITCHEN
AND GARDEN
SCULPTED FROM
STONE, BRONZE,
COPPER, IRON
AND WOOD.



WITHIN A HARD STONE ARE
CENTURIES OF ACCUMULATED TIME . . .








KITCHEN + BATH

6	Our Story
	Products
8	Stone Vessels
28	Natural Vessels
34	Metal Vessels
46	Pedestals + Pedestal Sinks
64	Vanities
78	Wood
80	SYNC Collection
84	Siena Collection
88	Industrial Collection
92	Farmhouse & Prep Sinks
102	Bathtubs
111	Custom
114	Garden & Outdoor Living
118	Materials
119	Projects
121	Specifications

Visit **STONEFOREST.COM** to view our most comprehensive
and up to date collection of designs, specifications,
and installation instructions.

info@stoneforest.com | phone 505.986.8883 | toll free 888.682.2987 | fax 505.982.2712

All designs copyright Stone Forest Inc. All rights reserved



info@stoneforest.com | Phone 505.986.8883
| toll free 888.682.2987 | fax: 505.982.2712





STONE FOREST®

Stone Forest was founded by Michael Zimmer in 1989. Michael's relationship with stone and water began in his early 20s when he worked as a climbing and river guide. Fascinated with the beauty of the rock cliffs he was scaling, he began sculpting blocks of stone in his spare time. After "living the life" as a guide for 10 years, his mother told him to get a real job. Mike figured she was probably right and started thinking about how he could take what he loved about being in the wilderness and somehow bring it into people's homes and gardens. Stone Forest was born.

Twenty-eight years later, Stone Forest is a group of artisans and designers focused on bringing the elegant simplicity of natural materials into the bath and garden. We take our lead from nature's blueprint, emphasizing the quiet beauty of stone, bronze, copper, wood and iron.



STONE VESSELS







C25 BEVELED ROUND

shown in black granite (BL)

also available in charcoal granite (CHL)

18" DIAM x 6" H





C25 BEVELED ROUND, ALL POLISHED

multi-color onyx (MO)

18" DIAM x 6" H

Please note: Onyx is a highly variable natural material. Each vessel is one-of-a-kind.
Visit our website to view photos showing the variability in color and veining for this material.



C25 BEVELED ROUND

white onyx (WO)

18" DIAM x 6" H

Please note: Onyx is a highly variable natural material. Each vessel is one-of-a-kind.
Visit our website to view photos showing the variability in color and veining for this material.



top: **C25 BEVELED ROUND,**
ALL POLISHED
honey onyx (HO)
18"DIAM x 6"H

above left:
C25 BEVELED ROUND
honed basalt (HB)
18"DIAM x 6"H

above right:
C35 URBAN
honed basalt (HB)
16"DIAM x 6"H



C35 URBAN
carrara marble (CA)
16" DIAM x 6" H



C35 URBAN
white onyx (WO)
16" DIAM x 6" H

Please Note: Onyx is a highly variable natural material. Each vessel is one-of-a-kind. Visit our website to view photos showing the variability in color and veining for this material.



C35 URBAN
honey onyx (HO)
16" DIAM x 6" H
also available as self-rimming sink (**C54**)
(see website)



C35 URBAN
multi-color onyx (MO)

16" DIAM x 6" H

Please note: Onyx is a highly variable natural material. Each vessel is one-of-a-kind.
Visit our website to view photos showing the variability in color and veining for this material.



C36 ZEN[®] ALL POLISHED

white onyx (WO)

also available in multi-color onyx (MO)

18" W x 16" D x 4.75" H

Reg. U.S. Pat. & TM Off.

Please note: Onyx is a highly variable natural material. Each vessel is one-of-a-kind.
Visit our website to view photos showing the variability in color and veining for this material.

**C36 ZEN®**

black granite (BL) 18"W x 16"D x 4.75"H

Reg. U.S. Pat. & TM Off.

EC-20 SLICE

multi-color onyx (MO) 20"W x 18"D x 4.75"H

Please note: Onyx is a highly variable natural material. Each vessel is one-of-a-kind. Visit our website to view photos showing the variability in color and veining for this material.




travertino romano (TR)



black granite (BL)



white onyx (WO)



multi-color onyx (MO)

**C50 VERONA**

silver travertine (ST)

available in two sizes:

C50-24: 24" W x 13" D x 4.5" H

C50-36: 36" W x 15" D x 4.5" H



C52 MILANO VESSEL
antique gray limestone (AGL)
26" W x 15" D x 5" H



C52 MILANO VESSEL
honed carrara marble (CA)
26" W x 15" D x 5" H



C52 MILANO VESSEL
luna bianca oro marble (LBO)
26" W x 15" D x 5" H

All designs copyright Stone Forest Inc.
All rights reserved



C57 BENTO VESSEL

honed black granite (HONE BL) • 28" W x 15" D x 3" H

C56 OPUS

black granite (BL) • 19.625" W x 18" D x 3.25" H





SYNC-VSL SYNC® DROP-IN VESSEL

ice white onyx (WO#1) • US Patent #D607,092

left: honed basalt (HB), pink onyx (PO) and multi-color onyx (MO)

20.5" W × 17" D × 3" H (WITH 21/8" REVEAL)



C51 ROMA

papiro cream marble (PA)

18" W x 15" D x 7" H

C125 AKROTIRI VESSEL

grigio sandstone (GSN)

22.5" W x 17.75" D x 5" H

**C101 SN SANDSTONE MOSO VESSEL**

sandstone (SN) • 19" W x 14" D x 4" H

Sandstone is a highly variable material. Each vessel is one-of-a-kind.

C130 CERNE LAV SINK

luna bianca oro (LBO) • 17" DIAM x 6" H

Can be installed above counter or semi-recessed as shown.





NATURAL
VESSELS





C26-FCT NATURAL VESSEL WITH FAUCET MOUNT

carved from boulders of gray granite

22-26" W x 6" H

C26 NATURAL VESSEL

carved from boulders of gray granite

18-22" W x 6" H

Each vessel is unique. Size, shape and color will vary.



top: **C27 NATURAL WABI VESSEL**
Each is unique. Size, shape and color will vary.
APPROX. SIZE: 15-18" W x 12-17" D x 5" H

bottom: **C28 PEBBLE VESSEL**
Each is unique. Size, shape and color will vary.
APPROX. SIZE: 18-22" W x 14-18" D x 5" H



C28 PEBBLE VESSEL

each is unique. size, shape and color will vary.

APPROX. SIZE : 18-22" W × 14-18" D × 5" H

shown with **SI-CS-36 SIENA LASTRA CONSOLE**

in travertino romano (TR)



COPPER, STAINLESS
+ BRONZE VESSELS







Hamam Trafo Baden at Trafo Hotel Baden, Baden, Switzerland
Ushi Tamborriello/ Roger Bernet, architects

All of our copper and bronze products are crafted from 100% recycled material.
Our copper sinks are produced from 99.14% pure copper and are lead free.



CP-02
SMALL BEVELED COPPER VESSEL
16" DIAM x 6"H



above:
CP-07 UNDERMOUNT OVAL SINK
shown in polished stainless (PSS)
also available in brushed stainless (BSS)
19.25" W X 16.25" D X 6.25" H

left:
CP-02 C/S
COPPER/STAINLESS SMALL BEVELED VESSEL
copper exterior with brushed stainless rim and interior
shown on industrial pedestal (PI-INDPED)
16" DIAM x 6"H



CP-02 C/S COPPER/STAINLESS SMALL BEVELED VESSEL

copper exterior with brushed stainless rim and interior

16" DIAM x 6" H





CP-20 BRONZE ORE VESSEL

white bronze (WHT)

also available in golden bronze (GB)

shown with **PS31 SINGLE BASALT PEDESTAL**

16"DIAM x 6"H

**CP-18 BRONZE
PAPILLON VESSEL**
shown in white
bronze (WHT) finish
17" W x 11.5" D x 6" H



**CP-18 BRONZE
PAPILLON VESSEL**
shown in weathered
bronze (WB) finish
17" W x 11.5" D x 6" H



**CP-18 BRONZE
PAPILLON VESSEL**
shown in golden
bronze (GB) finish
17" W x 11.5" D x 6" H



**CP-17 BRONZE LUNETTE**

golden bronze (GB) finish
also available in
weathered bronze (WB)

23"W x 12.375"D x 9.875"H

Designed by David Hoptman

**CP-50 NEW BRONZE
VERONA VESSEL**

shown in white bronze (WHT)

CP-50-24: 24"W x 13"D x 4.5"H

Due to the age-old process
of sand casting, some pitting
can be expected in the surface
of all our bronze sinks.

**CP-09 BRONZE ZEN**

shown in golden
bronze (GB) finish
also available in
weathered bronze (WB)
and white bronze (WHT)

17"W x 15"D x 3"H

All designs copyright Stone Forest Inc.
All rights reserved



CP-11 BRONZE CHALICE™

white bronze (WHT) finish

15" D × 9" H

Designed by David Hoptman



CP-09 BRONZE ZEN™

white bronze (WHT) finish

17" W × 15" D × 3" H



CP-11 BRONZE CHALICE™

golden bronze (GB) finish

15" D x 9" H

Designed by David Hoptman





PEDESTALS +
PEDESTAL SINKS





C62 VENETO PEDESTAL SINKS

in multi-color onyx (MO)

Opposite:

C62 VENETO PEDESTAL SINKS

in honed black granite (HONE BL)

also available in Silver Travertine (ST), see website



Maui, Hawaii
Puunoa Beach Estates
Designer: Island Design Center
Photographer:
Don Bloom of Tropical Light



PI-INDPED INDUSTRIAL PEDESTAL

cast-iron
shown with oval vessel
in beige granite
(CO3 BE)

19" W x 12.25" D x 30" H

Accessories available:
towel bar in 18,"24," and 30" lengths
(AI-TB), paper holder (AI-PH),
and shelf (AI-SLFGL)





Stone Forest pays homage to a memorable era with the Industrial Pedestal. Drawing on the utilitarian forms of the factory floor, a cast-iron leg with fine-tuning gears supports a hand-crafted basin in stone or metal.

**PI-INDPED INDUSTRIAL
PEDESTAL**

cast-iron

shown with beveled
copper/stainless vessel
(CP-02 C/S)

19" W x 12.25" D x 30" H

Architectural Products Magazine
2016 Product Innovation Award
Interior Design Magazine
Best of Year Award 2016 Finalist

P103 IRON RIBBON PEDESTAL
shown with **URBAN VESSEL (C35)**

32" H



P102 CLASSIC IRON PEDESTAL
shown with **BEVELED ROUND VESSEL (C25)**

28" H







C60 INFINITY PEDESTAL SINK

multi-color onyx (MO)

36" H x 30" W x 10" D



C60 INFINITY PEDESTAL SINK

black granite (BL)
also available in carrara marble (CA)

36" H x 30" W x 10" D

opposite:

C60 INFINITY PEDESTAL SINK

in cumulo granite (CG)

36" H x 30" W x 10" D

Interior Design Magazine's 2016 Best of Year Honoree







PS31 BASALT BATH PEDESTAL

shown with white bronze ore vessel (WHT)

30" H x 9" W x 10.5" D

< PS30 HB-BR TRIPLE BASALT BATH PEDESTAL

shown with brushed brass fittings and golden bronze ore vessel (GB)
also available with satin nickel fittings

30" H x 29-37" W x 10.5" D



PS20 PA WAVE PEDESTAL

32"H

shown with

BEVELED VESSEL (C25)



PS20 WAVE PEDESTALS

shown in honed basalt (HB), carrara marble (CA) and papiro cream marble (PA)

32" H

shown with C35 and C25 Vessel Sinks

note: papiro cream version is available by custom order only and subject to longer lead times

US Patent #D590,485



C61 ZERO PEDESTAL SINK
honed black granite (HONE BL)

36" H x 18" W x 19" D
US Patent #D588,681




**WD-05 L-SLAB PEDESTAL**

Crafted from sustainable hardwood with natural edge. Shown with Bronze Zen Vessel (CP-09 WHT)

30" OR 32" H

Each pedestal is one-of-a-kind. Type of wood subject to availability.





VANITIES



^
**PB-95 PN POLISHED NICKEL
SYNC CONSOLE STAND**

shown with 24 inch slab vanity
in honed basalt (**IVG-24 HB**)
also available in carrara marble

**SS-05-24 STAINLESS
SLAB VANITY STAND**

shown with 24 inch slab vanity
in carrara marble (**IVG-24 CA**)
also available in honed basalt

>
**SS-05-31.5 STAINLESS
SLAB VANITY STAND**

shown with 31.5 inch slab vanity
in honed basalt (**IVG-31.5 HB**)
also available in carrara marble





SYNC-VNT SYNC CONSOLE TOP
available in honed basalt (HB)
and siena silver gray (SSG)
shown with SYNC console stand
(PB-95 PN)



C98-36 CORTINA CONSOLE
shown in carrara marble (CA)
shown with brass console legs (LS2M-SF)



C75 BORDEAUX VANITY
available in jerusalem gold
limestone (JG)
shown with custom
vanity base



**C75MD MEDIUM
BORDEAUX VANITY**
available in carrara marble (CA)
shown with brass console
legs (LS2C-SF-MD)



C75 BORDEAUX VANITY

available in carrara marble (CA) (top) and jerusalem gold limestone (JG)
shown with brass console legs (LS2C-SF)



C90-27SK
VINTAGE WASHBASIN
available in polished
carrara marble (CA)
shown with brass console legs
(**WMK-TD-27**)

Also available in 36" width
in honed carrara marble
(**C90-36SK CA**)



C90-27SK
VINTAGE WASHBASIN
available in polished
carrara marble (CA)
shown with brass
console legs (**21410-00**)
with optional 3-piece
backsplash



C90-36SK
VINTAGE WASHBASIN 36"
honed carrara marble (CA)
shown on Steven cabinet
by the Furniture Guild



C90-27SK
VINTAGE WASHBASIN 27"
marquina taupe marble (MT)
on apex brackets (LSWB2A)



CT-27
VINTAGE COUNTERTOP 27"
carrara marble (CA)
shown on brass console legs
(21410-00 PN)
with oval undermount
(CP-07 PSS)



Top: **C92-WL30 PETITE RENAISSANCE CONSOLE**
on brass wall brackets with towel bar (**LSBRKT ABUL**)
available in honed carrara marble (CA)

30"W x 22.5"D x 5.5"H

Bottom: Shown on brass console legs (**LS21BLSFR ABUL**)



C92-42 CA RENAISSANCE CONSOLE
available in honed carrara marble (CA)
shown with brass console legs (LS41BLSFR)

42" H x 22.5" W x 6" D



C92-42 RENAISSANCE CONSOLE

available in marquina taupe marble (MT) shown with brass console legs (LS41BLSFR)



C94-24 HARBOR WASHBASIN

luna bianca oro marble (LBO)

42" H x 20" W x 5" D

shown on harbor washbasin stand (PB-94 PN)
also available as wall mount (see website)



2016 Product of the Year Honorable Mention

WOOD





**WD-01
NATURAL EDGE HARDWOOD
COUNTERTOP SLABS**

Available in 48" or 96" lengths
(+/- 2") x approx 22" deep
x 2" thick (+/- .25")

Shown with
ZEN® VESSELS
in multi-color onyx
(C36 MO)



Please note: Crafted from sustainable hardwood with natural edge. Each countertop is one-of-a-kind. Brackets are decorative only, structural support by installer. Type of wood subject to availability

Shown with
NATURAL VESSELS
(C26-FCT)



**WD-11 HARDWOOD
BATH CONSOLE
WITH NATURAL EDGE**

crafted from hardwood with natural edge shown with C25 in white onyx (WO) available in smaller size, WD-12

WD-11: 72"W x 23"D x 30"H

Please note: Each console is one-of-a-kind. Type of wood subject to availability



**SYNC-SK-A
RECTANGULAR SINK**
shown in carrara marble (CA)
shown with small shelf
(SYNC-SLF-A)



SYNC-SK-A RECTANGULAR SINK
shown in carrara marble (CA)
shown with small countertop
(SYNC-CT-A)



**SYNC-SK-A
RECTANGULAR SINK**
shown in honed black granite
(HONE BL)
shown with large countertop
(SYNC-CT-B)

US Patent #D607,092

SYNC™

MODULAR SYSTEM

SYNC
COLLECTION

THE SYNC™ SYSTEM is a trademarked and patented modular concept allowing the user to customize the sink location and configuration, countertop space, and finish height of each setup. Simply start with enough brackets and insert any number of sinks and countertops. Available in carrara marble and honed black granite. Multi-color onyx by special order. Sinks include a stainless steel grid cover. Optional left and right brackets with or without towel bars. Recipient of Interior Design Magazine's 2008 Best of Year Product Design Merit Award, The Decorative Plumbing and Hardware Association's Innovative Product of the Year Award for 2008, and Kitchen & Bath's Magazine's 2009 KB Award.

U.S. PATENT D607,092





top: **SYNC-VSL SYNC DROP-IN VESSEL**
ice white onyx (WO#1)

20.5" W x 17" D x 3" H (with 2.125" reveal)

bottom: **SYNC-VNT SYNC CONSOLE TOP**
siena silver gray (SSG) • shown with **PB-95 PN SYNC CONSOLE STAND**

24" W x 20.125" D x 5" H

US Patent #D607,092

siena™

COLLECTION



TAZZA



BANCO



TAMBURO

CN-01 TAMBURO VESSEL
SI-BN-60 BANCO SHOWER BENCH
C48-60 TAZZA BATHTUB
SI-CHR ADAGIO CHAISE LOUNGE
SI-IN-36 RECESSO CONSOLE

All items carved in siena silver gray (SSG), unless noted



RECESSO



ADAGIO



SI-IN-36 RECESSO CONSOLE
SI-MK-36 TRUCCO MAKEUP TABLE

Interior Design Magazine Best of Year Award 2010



Top, left: **SI-CS-36 LASTRA CONSOLE**
shown with **C50-36 VERONA VESSEL**

Top, right: **SI-BN-36 BANCO BENCH**
shown with **CN-01 TAMBURO VESSEL**

Center, Left: **SI-IN-36 RECESSO CONSOLE**

Center, right: **SI-CS-36 LASTRA CONSOLE**
shown in travertino romano
with **C28 PEBBLE VESSEL**

Bottom, left: **SI-IN-36 RECESSO CONSOLE**
with optional cabinet



PI-INDCON INDUSTRIAL CONSOLE

cast-iron and machined steel with luna bianca marble

64" x 22" x 30" H

shown with **CP-20 BRONZE ORE VESSEL SINKS**

in white bronze

15" DIAM x 6.5" H

INDUSTRIAL COLLECTION



PI-INDPED INDUSTRIAL PEDESTAL

cast-iron 19"W x 12.25"D x 30"H

shown with **CP-20 WHT ORE BRONZE VESSEL**

in white bronze 15"DIAM x 6.5"H



AI-TB
TOWEL BAR




AI-ASP
ALUMINUM SOAP DISH



AI-SLFGL SHELF

Note: Glass shelf included, but not shown here



AI-RH
ROBE HOOK




AI-MM
MIRROR MOUNT



AI-PH
PAPER HOLDER

THE INDUSTRIAL COLLECTION harkens back to a time when America made things, and made them well. Included in the collection are the Industrial Console and the bronze Ore Vessel, as well as matching accessories, derived from the working components of the console and reconfigured to organize your bathroom necessities





FARMHOUSE + PREP SINKS



C04-KT NEW HAVEN FARMHOUSE SINK

shown in carrara marble (CA)
also available in honed basalt (HB)

33"W x 22"D x 10"H

Note: If your client prefers a smooth front panel without the carved inset detail, the C04-KT can be turned around to feature a simple, polished front apron.



CO4-CNC WAVE FRONT FARMHOUSE SINK

shown in honed basalt (HB)

33" W x 22" D x 10" H

Wave tiles also available in honed basalt (TI-WV)

9" x 9" x 3/8"

Interior Design Magazine Best of Year Award finalist 2015



**C04-33PF FARMHOUSE SINK
POLISHED FRONT**

shown in black granite (BL)

33" W x 22" D x 10" H



**C04-33 FARMHOUSE SINK
ROUGH FRONT**

available in beige granite (BE)
and black granite (BL)

33" W x 22" D x 10" H



**C04-33 NATURAL FRONT
FARMHOUSE SINK**

black granite with natural front apron

33" W x 22" D x 10" H

also available with double basin
(C04-33D NF)



CUSTOM DOUBLE BASIN FARMHOUSE SINK

travertino romano (TR)

C04-V01 VERSAILLES FARMHOUSE

papiro cream marble (PA)

33" W x 22" D x 10" H



C04-SR1 DROP-IN BAR SINK
black granite (BL), includes cutting board
24" W x 16" D x 6" H



C04-OTD-42 SALUS POTTING SINK

honed black granite (HONE BL)

42" W x 24" D x 8" H

shown with salus stand (WD-OTD)



**CP-14 COPPER
VEGGIE SINK**

OD: 17.5" DIAM X 8"

ID: 15" DIAM X 8" H

includes cutting board (see website)



CP-22 BAR SINK

shown in polished stainless (PSS)

15" W X 15" D X 7 1/2" H



CP-22 BAR SINK

shown in brushed stainless (BSS)

15" W X 15" D X 7 1/2" H



**CP-04 COPPER
FARMHOUSE SINK**

copper exterior and interior

30"W X 19"D X 10"H

Stone Forest's innovative double-wall construction joins two sheets of 16ga. recycled copper to make the CP-04 the sturdiest copper sink on the market. The walls are foam-filled to reduce reverberation and add rigidity. This Copper Farmhouse sink will be the strong, silent partner in your kitchen.

NOTE: Both of these Farmhouse sinks can be placed in the cabinet to feature the hammered surface on the apron, or turned around for a smooth finish on the front face.



**CP-04-33 C/S
COPPER/STAINLESS
FARMHOUSE SINK**

copper exterior/stainless interior

33"W X 22"D X 10"H

Our unique Copper/Stainless Farmhouse sink combines 16ga. recycled copper with 18ga. stainless steel, uniting the low-maintenance attributes of stainless steel with the warm hues of copper. All sides are fully double-walled, allowing the sink to be mounted flush with the counter, under-mounted, or installed with a portion of the sink standing proud of the counter.



C46-68 PAPILLON BATHTUB

shown in carrara marble with infinity pedestal sink (C60 CA)

Interior Design Magazine's 2006 Best of Year Product Design Merit Award

BATHTUBS





Photo by Bret Janak
Architecture by Tom Reisenbichler of Perkins + Will

C46-68 PAPILLON BATHTUB

shown left in silver travertine (ST) and below in sandstone (SN)
also available in black granite (BL) and limestone (LI), see website
sandstone and silver travertine are highly variable materials.





C41-68 OLD WORLD BATHTUB

carrara marble (CA)

C43 CALMA BATHTUB

limestone (LI)

also available in marquina taupe (MT)



C40-NAT NATURAL BATHTUB
each is unique
private residence in British Virgin Islands
photo courtesy of Werner Straube Photography



C46-68 PAPILLON BATHTUB
limestone (LI)

C46-68 PAPILLON BATHTUB
cumulo granite (CG)

Good Design Award 2016 from the Chicago Athenaeum
Museum of Architecture and Design

Better Homes & Gardens, Beautiful Kitchens & Baths,
30 most innovative products 2016



C40-72 OVAL BATHTUB

black granite (BL)

Soaring Wings residence, Austin TX

Winn Wittman architect



Yellowstone Club, Big Sky Montana
Photo by Benjamin Benschneider Photography. Worth Interiors design by Lisa Kanning



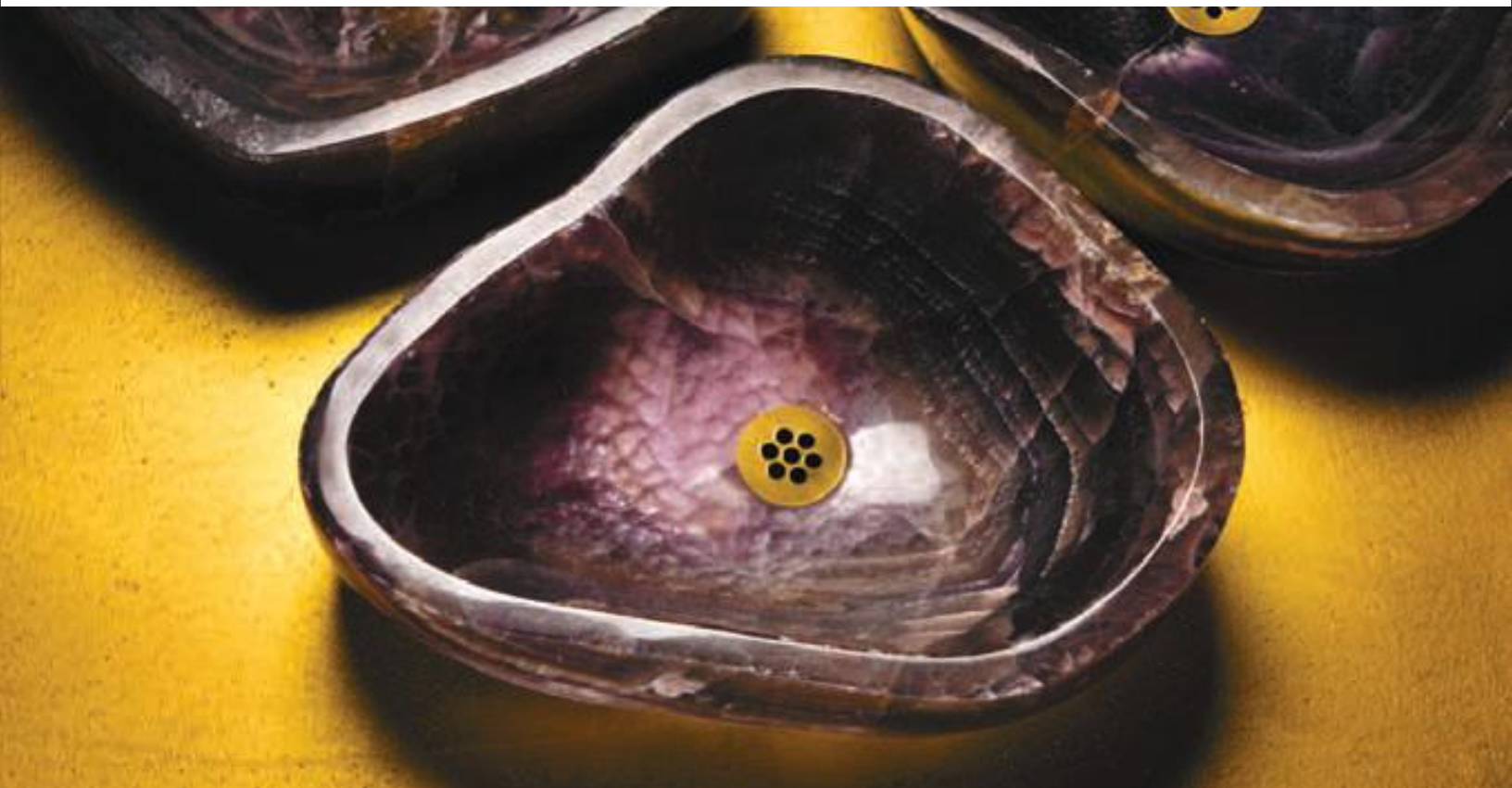
Stone Forest has been creating custom designs for residential and commercial projects for over twenty-five years. Our ability to collaborate with the design community and execute quality custom work is without parallel.

Visit our website to view more custom work and projects:

STONEFOREST.COM



TE-10





opposite, clockwise from top left:

BARREL SINK

multi-color onyx (MO)

ART DECO PEDESTAL SINK

calacatta marble

CUSTOM DOUBLE SLAB VANITY

honed basalt (HB)

ONYX WABIS

purple onyx

clockwise from top left:

CUSTOM MIZU PEDESTAL SINK

wallace cunningham & associates
black granite (BL)

RUSTIC PEDESTAL SINK

paul davis interiors
papiro cream marble (PA)

CUSTOM SHOWER

honed basalt (HB)



View a comprehensive selection of Stone Forest's
Garden Collection by visiting stoneforest.com



above left:

GF50-39 TRIPLE BASALT FOUNTAIN

various sizes, each is unique

above right:

GFS-F36 HELIOS FIRE VESSEL

blue-gray granite (BG)

36" DIAM x 16" H

left:

**GF62-72 RIBBED
WATERWALL FOUNTAIN**

blue-gray granite (BG)

33.5" W x 17.75" D x 72" H



DF01-CUST MARU FOUNTAIN



GF45 WATER TABLE FOUNTAIN




DC22 BASALT BENCH



**GF70-LG
LARGE PEBBLE FOUNTAIN**
available in jurassic and onyx materials
48" H

DFS-60 LG PEBBLE SEATS
available in jurassic, green marble
and multi color onyx

all pebble fountains and seats are unique.
shape, color, and size will vary.





MATERIALS

Stone Forest designs are sculpted from single blocks of stone that were formed millions of years ago. A block of stone represents centuries of accumulated time and we like to think of them as “recorders of nature’s memory.”

Stone Forest’s reputation rests on combining the highest quality natural materials with exceptional designs and outstanding craftsmanship. It all begins with the relationships we’ve developed over the last 28 years with the most respected quarries in the world.

As we cut into a block, a mystery is revealed as the unique characteristics of the stone come to light. These include individual fingerprints of nature, such as anomalies in the form of areas of enhanced coloration and unusual veining and swirls of color in the stone. Much of the actual carving is done by hand with calculated blows from a hammer and chisel. We also use small diamond saws and hand-held polishing tools, but because the sinks are not machined each will be a little different, and truly exceptional. They will not be perfectly symmetrical and there will be small variations in size. Each block of stone also has its own personality expressed in slight differences in the makeup of its crystalline structure, depth of color and vein pattern.

We hope our clients will appreciate the wonders of natural stone and its unique characteristics. We never want to ask this incredible material to be something that it is not. — Michael Zimmer & Michael Cahill



TRAF0 HOTEL BADEN
Switzerland



YELLOWSTONE CLUB
Montana



INTERNATIONAL MARKETPLACE
Honolulu, Hawaii



ROYAL MIRAGE PHASE III
Dubai

PROJECTS

STONEFOREST.COM



TIEN QIN BAY VILLAS
Shenzen, China



HOTEL FLORBLANCA
Costa Rica



SOARING WINGS >
Austin, Texas

ST. REGIS
Dubai

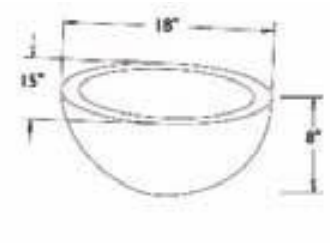




PRODUCT
SPECIFICATIONS



C03
OVAL VESSEL



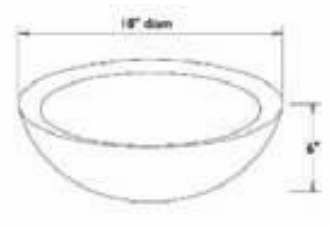
- Rough exterior with polished rim and interior

- Available in:
Beige granite (BE)
Blue/Gray granite (BG)

- Approx 70 lbs
- UPC® listed



C25
BEVELED ROUND VESSEL



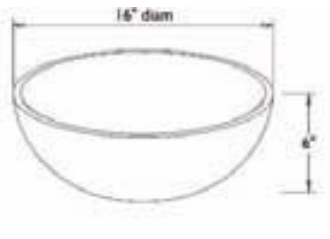
- Rough exterior with polished rim and interior
- Approx 60 lbs
- cUPC® listed

- Available in:
Black granite (BL)
Charcoal granite (CHL)

- Polished and honed materials:
Carrara marble (CA)
Honed basalt (HB)
Multi-color Onyx (MO)
Honey Onyx (HO)
White Onyx (WO)



C35
URBAN VESSEL



- Hand carved to thinnest possible tolerances
- Polished interior and exterior

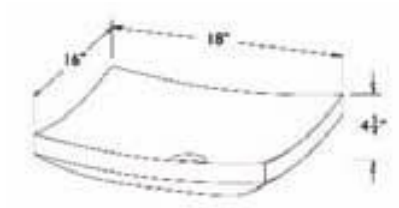
- Available in:
Carrara marble (CA)
Honed basalt (HB)
Honey Onyx (HO)
Multi-color Onyx (MO)
White Onyx (WO)

- Approx 30 lbs
- cUPC® listed

- Required drains can be purchased through Stone Forest: 9054D grid drain, 9058D lift & turn drain, or 9050ZB Zero drain
- **DO NOT** use pop-up drains
- **USE ONLY** Stain-Free plumbers putty that specifically states safe for granite and marble




C36
ZEN VESSEL



- Rough sides with polished interior
- cUPC® listed

- Available in:
Black granite (BL)
Multi-color Onyx (MO) All Polished
White Onyx (WO) All Polished

- See website for recommended faucet location
- Approx 40 lbs



C50-24
VERONA VESSEL



- Approx 45 lbs
- cUPC® listed

- Available in:
Black granite (BL)
Cumulo granite (CG)
Multi-color Onyx (MO)

- Silver Travertine (ST)
- Travertino Romano (TR)
- White Onyx (WO)



C50-36
VERONA VESSEL



- Approx 95 lbs

- Available in:
Cumulo granite (CG)
Multi-color Onyx (MO)
Siena Silver Gray (SSG)
Silver Travertine (ST)
Travertino Romano (TR)

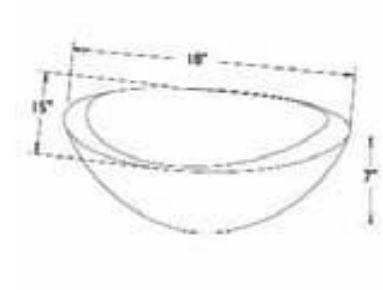
- cUPC® listed

- Required drains can be purchased through Stone Forest: 9054D grid drain, 9058D lift & turn drain, or 9050ZB Zero drain
- DO NOT use pop-up drains
- USE ONLY Stain-Free plumbers putty that specifically states safe for granite and marble

All designs copyright Stone Forest Inc. All rights reserved



C51
ROMA VESSEL



■ Approx 75 lbs

■ Available in:
Papiro Cream marble (PA)

■ cUPC® listed



C52
MILANO VESSEL



■ Approx 80 lbs

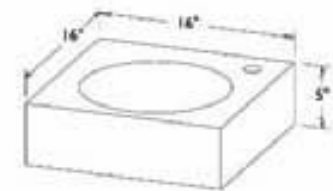
■ All honed

■ Available in:
Carrara marble (CA)
Antique Gray Limestone (AGL)
Luna Bianca Oro marble (LBO)

■ cUPC® listed



C55
CIRQUE VESSEL



■ Polished interior and exterior

■ Includes hole drilling for single
hole faucet

■ Available in:
Black granite (BL)
Sandstone (SN)

■ Approx 80 lbs

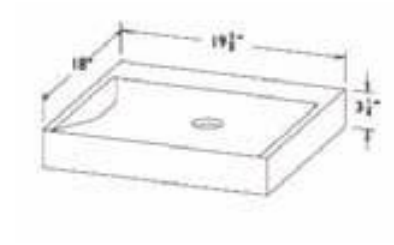
■ UPC® listed

- Required drains can be purchased through Stone Forest: 9054D grid drain, 9058D lift & turn drain, or 9050ZB Zero drain
- DO NOT use pop-up drains
- USE ONLY Stain-Free plumbers putty that specifically states safe for granite and marble

All designs copyright Stone Forest Inc. All rights reserved



C56
OPUS VESSEL



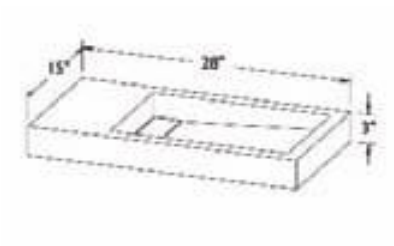
- Polished interior and exterior
- Approx 80 lbs
- cUPC® listed

- Available in:
Black granite (BL)

- Specify quantity and location of faucet holes when ordering
- Each is one-of-a-kind. Color and veining will vary.



C57
BENTO VESSEL



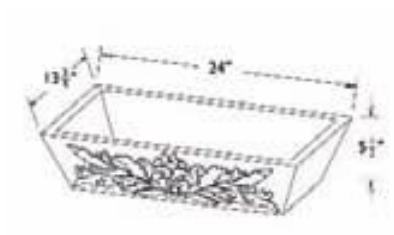
- Honed interior and exterior
- Approx 85 lbs
- cUPC® listed

- Available in:
Honed Black granite (HONE BL)

- Includes granite Drain Cover
- Please specify quantity and location of any faucet holes when ordering



C58
VERSAILLES BASIN



- Approx 80 lbs
- Available in:
Travertino Romano (TR)

- Required drains can be purchased through Stone Forest: 9054D grid drain, 9058D lift & turn drain, or 9050ZB Zero drain
- DO NOT use pop-up drains
- USE ONLY Stain-Free plumbers putty that specifically states safe for granite and marble

All designs copyright Stone Forest Inc. All rights reserved



C101
SANDSTONE
MOSO VESSEL



■ Available in:
Sandstone (SN)


■ Each is one-of-a-kind.
Color and veining will vary.

■ Approx 55 lbs

■ All Polished



C125
AKROTIRI VESSEL



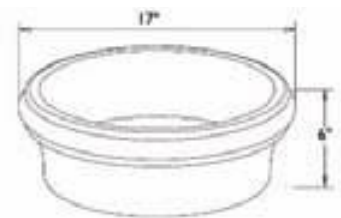
■ Available in:
Grigio Sandstone (GSN)

■ All polished

■ Approx 35 lbs



C130
CERNE LAV SINK



■ Available in:
Luna Bianca Oro marble(LBO)

■ All honed

■ Approx 50 lbs

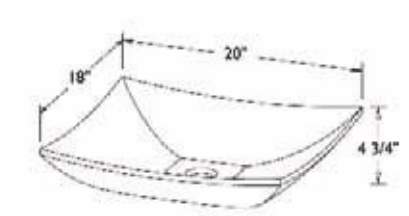
NOTE: the Cerne can be installed above counter or semi-recessed as shown

- Required drains can be purchased through Stone Forest: 9054D grid drain, 9058D lift & turn drain, or 9050ZB Zero drain
- DO NOT use pop-up drains
- USE ONLY Stain-Free plumbers putty that specifically states safe for granite and marble

All designs copyright Stone Forest Inc. All rights reserved




EC-20
SLICE VESSEL



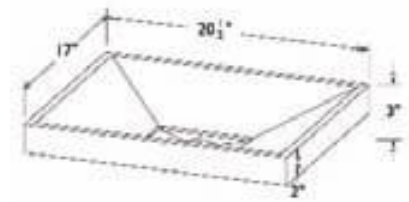
- All polished

- Available in:
Multi-color Onyx (MO)

- Approx 40 lbs
- cUPC® listed



SYNC-VSL
SYNC VESSEL



- Available in:
Honed basalt (HB)
Multi-color onyx (MO)
Pink onyx (PO)
White onyx (WO)

- Cutout in countertop needs to be
13" W x 16 1/2" D
- Sink has a 2 1/8" reveal above the
countertop when installed

- Approx 80 lbs

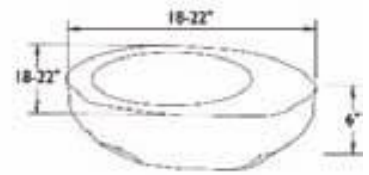
- Required drains can be purchased through Stone Forest: 9054D grid drain, 9058D lift & turn drain, or 9050ZB Zero drain
- DO NOT use pop-up drains
- USE ONLY Stain-Free plumbers putty that specifically states safe for granite and marble

All designs copyright Stone Forest Inc. All rights reserved



C26 NATURAL VESSEL

All one-of-a-kind Natural Vessels are carved from a granite boulder. Shape, size and color will vary.



- Available in:
Gray granite
with Weathered Exterior

Approx 90 lbs

cUPC® listed

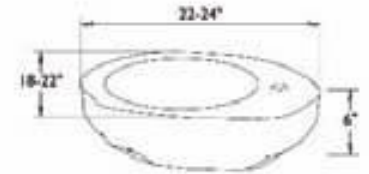


C26-FCT NATURAL VESSEL WITH FAUCET MOUNT

Each Natural Vessel is drilled to accommodate most single-hole faucets and is counter-bored on the underside for easier installation

- Available in:
Gray granite
with Weathered Exterior

Approx 90 lbs
cUPC® listed



C27 NATURAL WABI VESSEL

Each one-of-a-kind Natural Wabi Vessel is carved from a granite boulder. Shape, size and color will vary.

- NOTE: Colors are highly variable
- Color varies

Approx 40-70 lbs
cUPC® listed




C28 PEBBLE VESSEL

Each one-of-a-kind Pebble Vessel is carved from a granite boulder. Shape, size and color will vary.

- Polished rim and basin

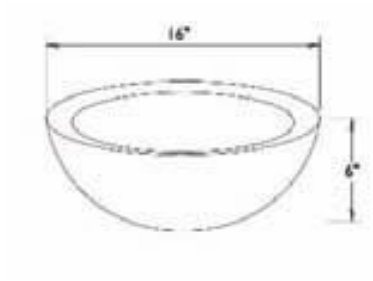
Approx 40-80 lbs



- Required drains can be purchased through Stone Forest: 9054D grid drain, 9058D lift & turn drain, or 9050ZB Zero drain
- DO NOT use pop-up drains
- USE ONLY Stain-Free plumbers putty that specifically states safe for granite and marble



CP-02
SMALL BEVELED
COPPER VESSEL



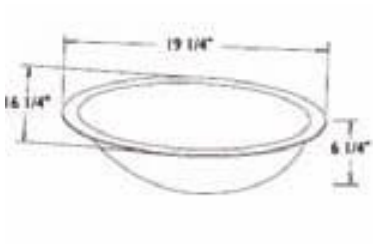
- Available in:
Antique light copper (CP)
Copper/stainless (C/S)

- Stone Forest copper sinks are hand patinated. Expect variations in finish. Please refer to copper care and maintenance on website.

- Heavy 16 gauge, double wall construction, foam filled
- Approx 10 lbs



CP-07
UNDERMOUNT
OVAL SINK



- Heavy 16 gauge stainless
- Hand Hammered finish

- Available in:
Polished Stainless (PSS)
Brushed Stainless (BSS)

- Approx 15 lbs



CP-09
BRONZE
ZEN VESSEL



- Sand Cast Bronze
- Finishes:
Golden Bronze (GB)
Weathered Bronze (WB)
White Bronze (WHT)

- Stone Forest bronze sinks are hand patinated. Expect variations in finish. Please refer to bronze care and maintenance on website.

- Approx 25 lbs

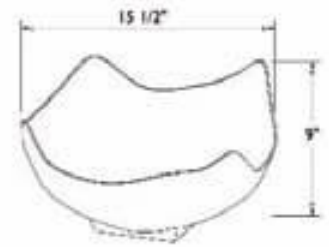
- Required drains can be purchased through Stone Forest: 9054D grid drain, 9058D lift & turn drain, or 9050ZB Zero drain
- DO NOT use pop-up drains
- USE ONLY Stain-Free plumbers putty

All designs copyright Stone Forest Inc. All rights reserved



**CP-11
BRONZE CHALICE**

Designed by Santa Fe
Artist David Hoptman.



- Sand Cast Bronze
- Finishes:
Golden Bronze (GB)
Weathered Bronze (WB)
White Bronze (WHT)


- Stone Forest bronze sinks are hand patinated. Expect variations in finish. Please refer to bronze care and maintenance on website.

- Approx 25 lbs



**CP-17
BRONZE LUNETTE**

Designed by Santa Fe
Artist David Hoptman.



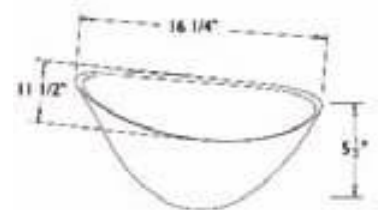
- Sand Cast Bronze.
- Finishes:
Golden Bronze (GB)
Weathered Bronze (WB)

- Stone Forest bronze sinks are hand patinated. Expect variations in finish. Please refer to bronze care and maintenance on website.

- Approx 25 lbs



**CP-18
BRONZE
PAPILLON VESSEL**



- Sand Cast Bronze
- Available in:
Golden Bronze (GB)
Weathered Bronze (WB)
White Bronze (WHT)

- Stone Forest bronze sinks are hand patinated. Expect variations in finish. Please refer to bronze care and maintenance on website.

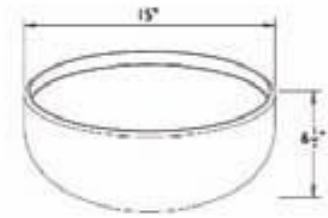
- Approx 20 lbs

- Required drains can be purchased through Stone Forest: 9054D grid drain, 9058D lift & turn drain, or 9050ZB Zero drain
- DO NOT use pop-up drains
- USE ONLY Stain-Free plumbers putty

All designs copyright Stone Forest Inc. All rights reserved



CP-20
BRONZE ORE VESSEL



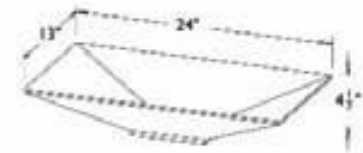
- Sand Cast Bronze
- Available in:
Golden Bronze (GB)
White Bronze (WHT)

■ Stone Forest bronze sinks are hand patinated. Expect variations in finish. Please refer to bronze care and maintenance on website.

- Approx 30 lbs
- Due to the process of sand casting, variations in the exterior texture are to be expected. If this is not acceptable, please choose another design.



CP-50-24
BRONZE VERONA



- Sand Cast Bronze
- Available in:
White Bronze (WHT)
- Approx 18 lbs

■ Stone Forest bronze sinks are hand patinated. Expect variations in finish. Please refer to bronze care and maintenance on website.

- Due to the process of sand casting some finishing marks, minor pitting, and small color anomalies may occur on our handcrafted bronze sinks



CP-50-36
BRONZE VERONA



- Sand Cast Bronze
- Available in:
White Bronze (WHT)
- Approx 50 lbs

■ Stone Forest bronze sinks are hand patinated. Expect variations in finish. Please refer to bronze care and maintenance on website.

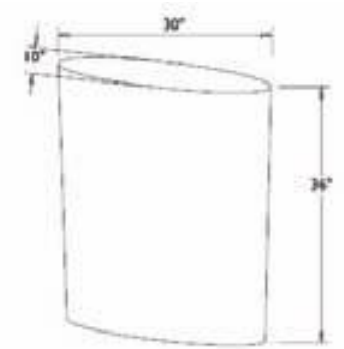
- Due to the process of sand casting some finishing marks, minor pitting, and small color anomalies may occur on our handcrafted bronze sinks

- Required drains can be purchased through Stone Forest: 9054D grid drain, 9058D lift & turn drain, or 9050ZB Zero drain
- DO NOT use pop-up drains
- USE ONLY Stain-Free plumbers putty

All designs copyright Stone Forest Inc. All rights reserved



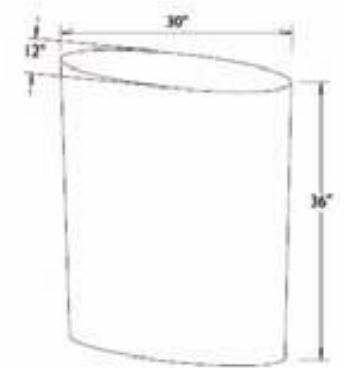
**C60
INFINITY SINK**



- Available in:
 - Polished Black granite (BL)
 - Cumulo granite (CG)
 - Multi-color Onyx (MO)
- Custom sizes can be made
- Approx 800 lbs
- cUPC® listed



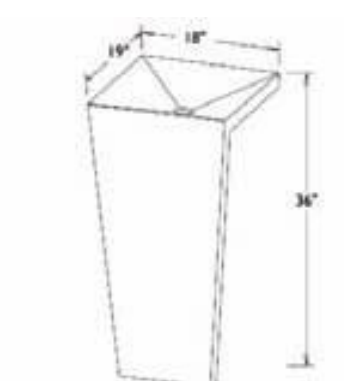
**C60D
INFINITY SINK**



- Available in:
 - Cumulo granite (CG)
- Custom sizes can be made
- Approx 800 lbs



**C61
ZERO
PEDESTAL SINK**



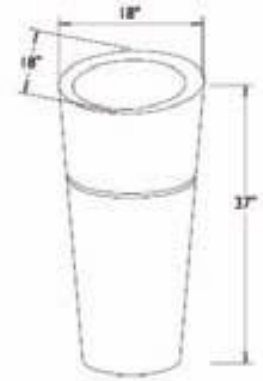
- Available in:
 - Honed Black granite (HONE BL)
- Mounting Bracket included
- Approx 180 lbs
- cUPC® listed

- Required drains can be purchased through Stone Forest: 9054D grid drain, 9058D lift & turn drain, or 9050ZB Zero drain
- DO NOT use pop-up drains
- USE ONLY Stain-Free plumbers putty that specifically states safe for granite and marble

All designs copyright Stone Forest Inc. All rights reserved



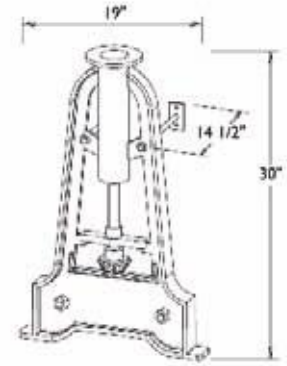
**C62
VENETO SINK**



- Available in:
 Honed Black granite (HONE BL)
 Multi-color onyx (MO)
 Siena Silver Gray (SSG)
 Silver travertine (ST)
- Approx 650 lbs



**PI-INDPED
INDUSTRIAL
PEDESTAL**



- Available in cast iron with hot wax finish

- Can be used with any vessel sink
- Designed to fit most p-traps and bottle traps inside central cylinder
- Waste rough-in will be approximately 21-24" from finished floor
- See website for installation instructions

- Approx 50 lbs



**P102
CLASSIC IRON
PEDESTAL**



- Hand forged iron with hot wax finish
- Approx 50 lbs
- Can be used with any Stone Forest vessel sink
- Secure vessel to pedestal using #910VC Drain Lock

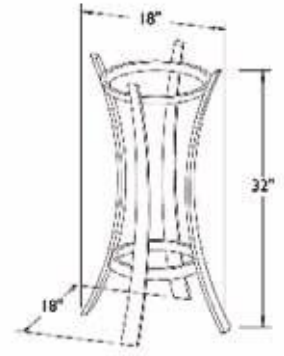
- Required drains can be purchased through Stone Forest: 9054D grid drain, 9058D lift & turn drain, or 9050ZB Zero drain
- DO NOT use pop-up drains
- USE ONLY Stain-Free plumbers putty that specifically states safe for granite and marble

All designs copyright Stone Forest Inc. All rights reserved



**P103
IRON RIBBON
PEDESTAL**

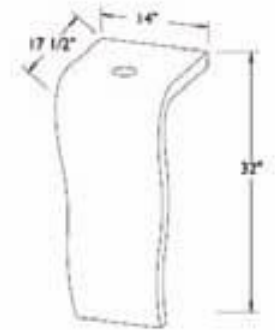
- Hand forged iron with hot wax finish
- Approx 50 lbs
- Can be used with any 6" high round vessel sink. 16" diam sinks sit on top ring, 18" diam sinks rest on tines
- Set screws can be used to stabilize vessel



**PS20
WAVE PEDESTAL**

- Available in:
Carrara marble (CA)
Honed basalt (HB)

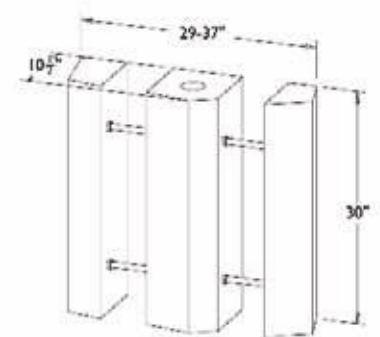
- Can be used with any vessel sink
- Mounting bracket included
- We recommend the use of 910VC drain lock with this pedestal
- Approx 150 lbs



**PS30 HB
TRIPLE BASALT
BATH PEDESTAL**

Cut from a single column of basalt. Each pedestal set is one-of-a-kind, including variations in color and shape.

- Fittings available in brushed brass (BR) or satin nickel (SN)
- Distance between pedestals is adjustable up to 8 inches
- Works best with these vessel sinks: CP-20 Ore Vessel, CP-02 C/S Copper/ Stainless Vessel or C25 HB Round Vessel



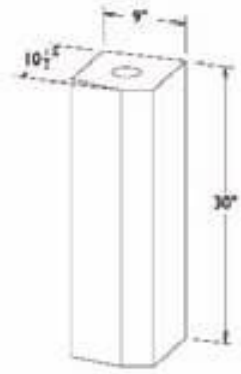
- We recommend the use of 910VC drain lock with this pedestal
- Approx 250 lbs

- Required drains can be purchased through Stone Forest: 9054D grid drain, 9058D lift & turn drain, or 9050ZB Zero drain
- DO NOT use pop-up drains
- USE ONLY Stain-Free plumbers putty that specifically states safe for granite and marble



**PS31 HB
SINGLE BASALT
BATH PEDESTAL**

Cut from a single column of basalt. Each pedestal set is one-of-a-kind, including variations in color and shape.

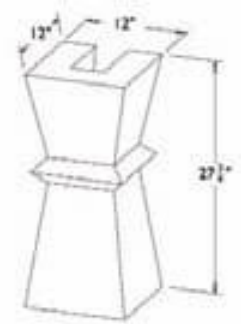


- Can be used with most vessel sinks
- We recommend the use of 910VC drain lock with this pedestal
- Approx 100 lbs



**PW01
MADERA
PEDESTAL**

Brancusi inspired pedestal crafted from solid timber. Its beauty is enhanced by the random checking which occurs as it ages naturally.



- Softwood with light stain finish
- Must be used with either CS10 or CS11 Polished Countertop

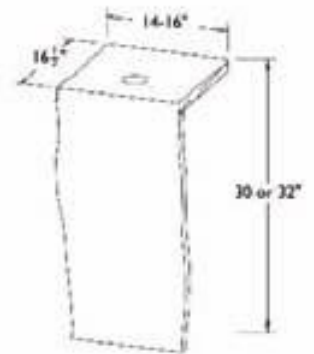
- Can be used with any Stone Forest vessel sink
- For counter specs and drilling options see website

- We recommend the use of 910VC drain lock with this pedestal
- Approx 50 lbs



**WD-05
L-SLAB PEDESTAL**

Hardwood with natural edge
Each L-Slab is one-of-a-kind
Type of wood subject to availability



- Optional heights of 30" and 32" are available. Specify height when ordering
- Mounting bracket included, you must have blocking installed in the wall prior to installation

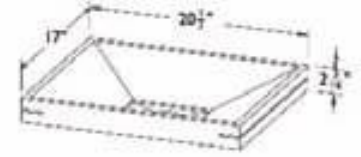
- We recommend the use of 910VC drain lock with this pedestal
- Approx 40 lbs

- Required drains can be purchased through Stone Forest: 9054D grid drain, 9058D lift & turn drain, or 9050ZB Zero drain
- DO NOT use pop-up drains
- USE ONLY Stain-Free plumbers putty that specifically states safe for granite and marble

All designs copyright Stone Forest Inc. All rights reserved



**SYNC-SK-A
SYNC SYSTEM
RECTANGULAR
SINK**



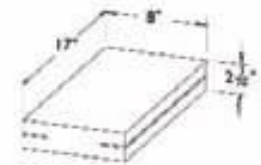
- Available in:
Honed black granite (HONE BL)
Carrara marble (CA)
- Must be used with SYNC system brackets, #SYNC-BR-17

- 1 bracket will be required for each open side of your layout along with 1 bracket between any and all adjoining sink(s) and countertop(s).

- Includes stainless steel grid cover (sink can be custom made without the stainless grid for commercial use)
- Approx 75 lbs




**SYNC-CT-A
SYNC SYSTEM
SMALL COUNTERTOP**



- Available in:
Honed black granite (HONE BL)
Carrara marble (CA)
- Must be used with SYNC system brackets, #SYNC-BR-17

- 1 bracket will be required for each open side of your layout along with 1 bracket between any and all adjoining sink(s) and countertop(s)

- Approx 30-40 lbs



**SYNC-CT-B
SYNC SYSTEM
LARGE COUNTERTOP**




- Available in:
Honed black granite (HONE BL)
Carrara marble (CA)
Stainless steel (SS)

- Must be used with SYNC system brackets, #SYNC-BR-17
- 1 bracket will be required for each open side of your layout along with 1 bracket between any and all adjoining sink(s) and countertop(s)


- Approx 50-60 lbs

- Required drains can be purchased through Stone Forest: 9054D grid drain, 9058D lift & turn drain, or 9050ZB Zero drain
- DO NOT use pop-up drains
- USE ONLY Stain-Free plumbers putty that specifically states safe for granite and marble



**SYNC-SLF-A
SYNC SYSTEM
SMALL SHELF**

Must be used with SYNC system brackets, #SYNC-BR-6



- Available in:
Honed black granite (HONE BL)
Carrara marble (CA)

- 1 bracket will be required for each open side of your layout along with 1 bracket between any adjoining shelves

- Approx 20 lbs



**SYNC-SLF-B
SYNC SYSTEM
LARGE SHELF**

Must be used with SYNC system brackets, #SYNC-BR-6



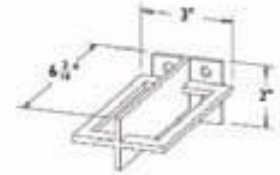
- Available in:
Honed black granite (HONE BL)
Carrara marble (CA)

- 1 bracket will be required for each open side of your layout along with 1 bracket between any adjoining shelves

- Approx 30 lbs




**SYNC-BR-6
SYNC SHELF BRACKET**



- Brushed Stainless Steel

- For use with 17" and 20.5" shelves (#SYNC-SLF-A, #SYNC-SLF-B)

- Universal bracket for left, middle, and right positions



**SYNC-BR-17
SYNC SYSTEM
BRACKET**

Universal bracket for left, middle, and right positions



- Brushed Stainless Steel

- For use with SYNC Countertops and Sinks (#SYNC-SK-A, #SYNC-CT-A, #SYNC-CT-B)

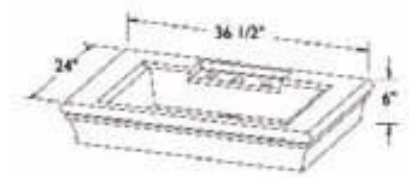
- Optional left and right brackets available without towel bars (#SYNC-BR-L, #SYNC-BR-R)

- Required drains can be purchased through Stone Forest: 9054D grid drain, 9058D lift & turn drain, or 9050ZB Zero drain
- DO NOT use pop-up drains
- USE ONLY Stain-Free plumbers putty that specifically states safe for granite and marble

All designs copyright Stone Forest Inc. All rights reserved



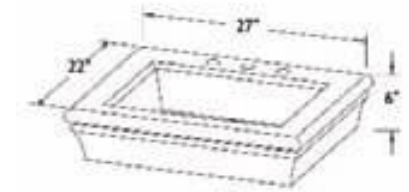
**C75
BORDEAUX VANITY**



- Carved from a single block of stone
- Available in:
Carrara marble (CA)
Jerusalem Gold limestone (JG)
- Drilled to accept most 8" c.c. lavatory faucets
- Made to fit brass console legs, #LS2C-SF
- Approx 250 lbs
- cUPC® listed



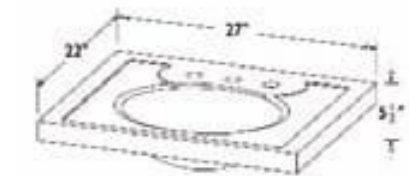
**C75MD
MEDIUM
BORDEAUX VANITY**



- Carved from a single block of stone
- Available in:
Carrara marble (CA)
- Drilled to accept most 8" c.c. lavatory faucets
- Made to fit brass console legs, #LS2C-SF-MD
- Approx 180 lbs
- cUPC® listed



**C90-27SK
VINTAGE WASHBASIN
NO SPLASH**

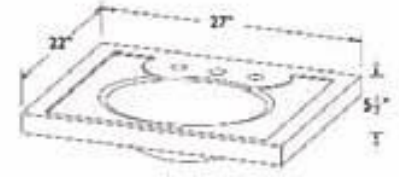


- Carved from a single block of stone
- Available in:
Carrara marble (CA)
Marquina Taupe marble (MT)
- All Polished
- Optional 3-piece splash available
- Drilled to accept most 8" c.c. lavatory faucets
- Made to fit brass console legs, #WMK-TD-27 or #21410-00
- Approx 120 lbs
- cUPC® listed

- Required drains can be purchased through Stone Forest: 9054D grid drain, 9058D lift & turn drain, or 9050ZB Zero drain
- DO NOT use pop-up drains
- USE ONLY Stain-Free plumbers putty that specifically states safe for granite and marble



C90-36SK
VINTAGE WASHBASIN



- Available in:
Carrara marble (CA)
- All Honed

- Designed to fit as a top on standard 36" vanity base cabinet
- Optional 3-piece splash available
- Drilled to accept most 8" c.c. lavatory faucets

- Made to fit brass console legs, #LS2TLSFV36
- Approx 45 lbs



CT-27
VINTAGE CONSOLE



- Available in:
Carrara marble (CA)
- Made to fit brass console legs #21410-00

- Designed to fit 14 x 17 standard oval undermount sinks, including our CP-07 stainless steel oval
- Includes pre-set anchors, clips and bolts

- Approx 75 lbs



C92-42
RENAISSANCE
CONSOLE TOP



- Carved from a single block of stone
- Available in:
Carrara marble (CA)
Marquina Taupe marble (MT)
- All Honed

- Drilled to accept most 8" c.c. lavatory faucets
- Made to fit brass console legs, #LS41BLSFR

- Approx 200 lbs

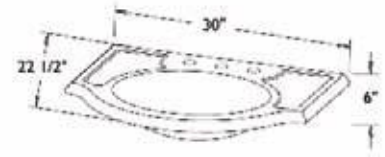
- Required drains can be purchased through Stone Forest: 9054D grid drain, 9058D lift & turn drain, or 9050ZB Zero drain
- DO NOT use pop-up drains
- USE ONLY Stain-Free plumbers putty that specifically states safe for granite and marble

All designs copyright Stone Forest Inc. All rights reserved



**C92-WL30
PETITE
RENAISSANCE**

Carved from a single
block of stone



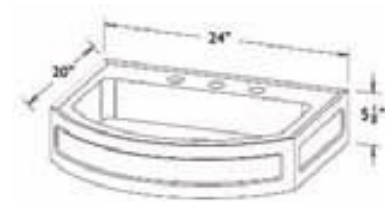
- Available in:
Carrara marble (CA)
- All Honed
- Approx 90 lbs

- Drilled to accept most 8" c.c.
lavatory faucets

- Made to fit brass wall bracket
#LSBRKT, basic brackets PI-C92,
or brass console legs #LS21BLSFR



**C94-24
HARBOR WASHBASIN**



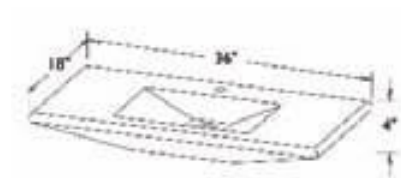
- Available in:
Luna Bianca Oro marble (LBO)

- Made to fit Harbor Washbasin Stand
#PB-94

- Approx 150 lbs



**C98-36
CORTINA CONSOLE**



- Carved from a single block of stone
- Available in:
Carrara marble (CA), All Polished.

- Please specify quantity and location
of any faucet holes when ordering
- Made to fit brass console legs,
#LS2M-SF

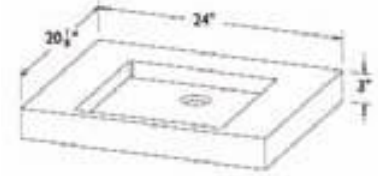
- Approx 150 lbs

- Required drains can be purchased through Stone Forest: 9054D grid drain, 9058D lift & turn drain, or 9050ZB Zero drain
- DO NOT use pop-up drains
- USE ONLY Stain-Free plumbers putty that specifically states safe for granite and marble

All designs copyright Stone Forest Inc. All rights reserved



**IVG-24
SLAB VANITY**



- Available in:
Carrara marble (CA)
Honed basalt (HB)
- Fits SS-05-24 stainless stand

■ Please specify quantity and location of any faucet holes when ordering. See price list for drilling charges.

- Approx 120 lbs
- cUPC® listed



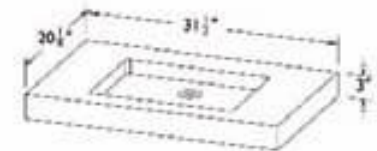
**SS-05-24
STAINLESS STAND**



- Brushed stainless steel
- Free standing, includes leveling feet
- Fits IVG-24 slab vanity
- Approx 20 lbs



**IVG-31.5
SLB VANITY**



- Available in:
Carrara marble (CA)
Honed basalt (HB)
- Fits SS-05-31.5 stainless stand

■ Please specify quantity and location of any faucet holes when ordering. See price list for drilling charges.

- Approx 160 lbs
- cUPC® listed

- Required drains can be purchased through Stone Forest: 9054D grid drain, 9058D lift & turn drain, or 9050ZB Zero drain
- DO NOT use pop-up drains
- USE ONLY Stain-Free plumbers putty that specifically states safe for granite and marble

All designs copyright Stone Forest Inc. All rights reserved



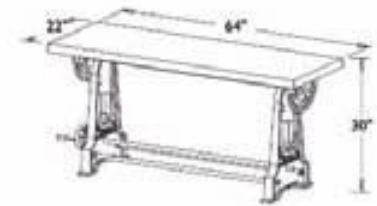
**SS05-31.5
STAINLESS STAND**



- Brushed stainless steel
- Fits IVG-31.5 slab vanity
- Free standing, includes leveling feet
- Approx 20 lbs



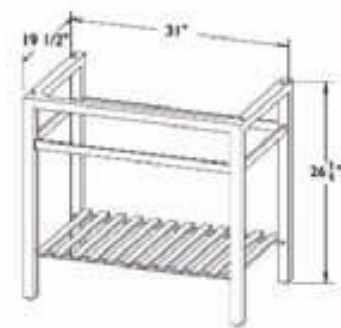
**PI-INDCON
INDUSTRIAL CONSOLE**



- Cast Iron/Luna Bianca marble
- Can be used with most Stone Forest vessel sinks
- Countertop can be drilled for most configurations of sinks and faucets. Some areas cannot be drilled due to the upper support bars of the console.
- Console can be adjusted between 30-36"H and then disabled once installed
- Approx 390 lbs



**SS-12
STAINLESS STAND**



- Brushed stainless steel
- Free standing, includes leveling feet
- Approx 25 lbs
- Fits #CS12 Washable Countertops
- Choose a Stone Forest vessel to complete the set. Styles that work well include: C25, C26, C26-FCT, C35, CP-01, CP-02 CP, CP-02 C/S, C50-24, and C52.

- Required drains can be purchased through Stone Forest: 9054D grid drain, 9058D lift & turn drain, or 9050ZB Zero drain
- DO NOT use pop-up drains
- USE ONLY Stain-Free plumbers putty that specifically states safe for granite and marble



SYNC-VNT
SYNC CONSOLE TOP



- Available in:
Honed basalt (HB)
Siena Silver Gray (SSG)

- Made to fit SYNC Console Stand
#PB-95

- Approx 120 lbs



PB-95 PN
SYNC CONSOLE
STAND




- Available in:
Polished Nickel (PN)

- Made to fit SYNC Console Top
(SYNC-VNT) and Slab Vanity (IVG-24)

- Approx 30 lbs



WD-01
HARDWOOD
COUNTERTOP



- Hardwood with natural edge
- Custom sizes available

- Specify drill holes needed
when ordering
- Each is one-of-a-kind

- Type of wood subject to availability
- Approx 40-80 lbs

- Required drains can be purchased through Stone Forest: 9054D grid drain, 9058D lift & turn drain, or 9050ZB Zero drain
- DO NOT use pop-up drains
- USE ONLY Stain-Free plumbers putty that specifically states safe for granite and marble

All designs copyright Stone Forest Inc. All rights reserved



CN-01
TAMBURO VESSEL



■ Available in:
Siena Silver Gray (SSG)

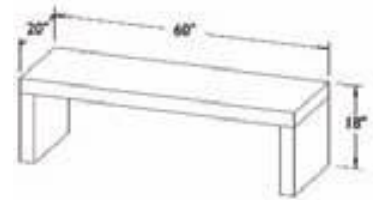
■ Do not use bottle traps. Traditional
"P" Traps allow for an easier installation
and future maintenance

■ Drain rough-in needs to be 6" above
the finished surface that the Tamburo
Vessel will sit on

■ Approx 150 lbs



SI-BN-60
SIENA BANCO
SHOWER BENCH

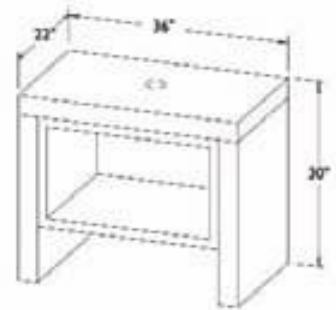


■ Available in:
Siena Silver Gray (SSG)

■ Approx 600 lbs



SI-CS-36
SIENA LASTRA
CONSOLE



■ Available in:
Siena Silver Gray (SSG)

■ Approx 450 lbs

- Required drains can be purchased through Stone Forest: 9054D grid drain, 9058D lift & turn drain, or 9050ZB Zero drain
- DO NOT use pop-up drains
- USE ONLY Stain-Free plumbers putty that specifically states safe for granite and marble



SI-IN-27
SIENA RECESSO
INTEGRAL SINK



■ Available in:
Siena Silver Gray (SSG)
with alder wood insert

■ Please specify quantity and
location of any faucet holes
when ordering

■ Approx 675 lbs



SI-IN-36
SIENA RECESSO
INTEGRAL SINK



■ Available in:
Siena Silver Gray (SSG)
with alder wood insert

■ Please specify quantity and
location of any faucet holes
when ordering

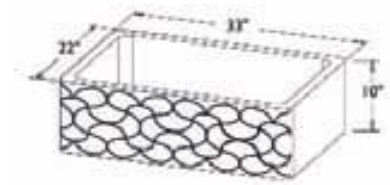
■ Approx 675 lbs

- Required drains can be purchased through Stone Forest: 9054D grid drain, 9058D lift & turn drain, or 9050ZB Zero drain
- DO NOT use pop-up drains
- USE ONLY Stain-Free plumbers putty that specifically states safe for granite and marble

All designs copyright Stone Forest Inc. All rights reserved



**CO4-CNC
WAVE FRONT
FARMHOUSE SINK**



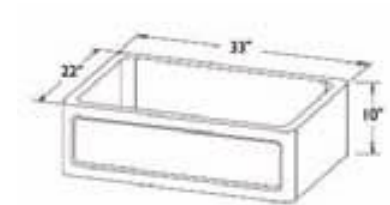
- Available in:
Honed basalt (HB)

- Carved from a single block of stone

- Approx 280 lbs



**CO4-KT
NEW HAVEN
FARMHOUSE SINK**



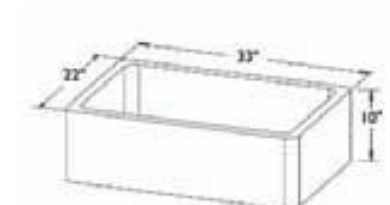
- Available in:
Honed basalt (HB)
Polished Carrara marble (CA)

- Carved from a single block of stone
- Reverse side features flat polished face for simpler design option

- Approx 280 lbs



**CO4-33
FARMHOUSE SINK**



- Polished interior and rim with rough front apron

- Available in:
Beige granite (BE)
Black granite (BL)

- Approx 300 lbs

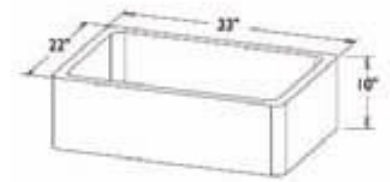
IMPORTANT INFORMATION FOR ALL FARMHOUSE SINKS:

- Thicker drain requires the use of an adjustable strainer like the Jaclo model #2804
- **USE ONLY** Stain-Free plumbers putty that specifically states safe for granite and marble
- We require use of Mountain Plumbing Perfect Grind disposer models MT444-3CFWD or MT555-3CFWD. Our stone farmhouse sinks will require the use of their extended flange, model MT207
- Due to size variations, final cabinet construction should be done with the sink on hand

All designs copyright Stone Forest Inc. All rights reserved



C04-33PF
POLISHED FRONT
FARMHOUSE SINK



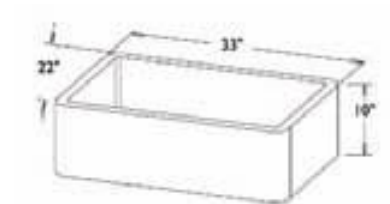
- Available in:
Black granite, all polished (BL)
Honed basalt, all honed (HB)

- Approx 300 lbs
- cUPC listed

NOTE: Our basalt material has some non-structural inclusions that appear as thin white lines in the stone. If this is not acceptable to your client, please choose another material.



C04-NF
NATURAL FRONT
FARMHOUSE



- Black granite, polished interior and rim with natural front apron
- Carved from a single block of stone, each is unique. Color and texture will vary.

- Also Available as a double basin (C04-33D NF)

- Approx 300 lbs



C04-OTD-42
SALUS POTTING SINK



- Available in:
Honed Black granite (HONEBL)
- Angled sides for stand-alone or above counter use

- Pre-drilled with one faucet hole. Specify if more are needed.

- Approx 300 lbs

IMPORTANT INFORMATION FOR ALL FARMHOUSE SINKS:

- Thicker drain requires the use of an adjustable strainer like the Jaclo model #2804
- **USE ONLY** Stain-Free plumbers putty that specifically states safe for granite and marble
- We require use of Mountain Plumbing Perfect Grind disposer models MT444-3CFWD or MT555-3CFWD. Our stone farmhouse sinks will require the use of their extended flange, model MT207
- Due to size variations, final cabinet construction should be done with the sink on hand

All designs copyright Stone Forest Inc. All rights reserved



**C04-SR1
DROP-IN BAR SINK**



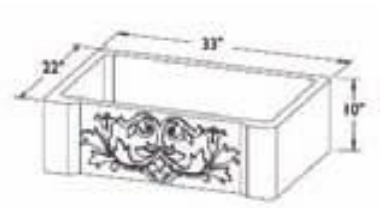
- Polished interior and rim, rough exterior
- Available in:
Black granite (BL)

- Includes cutting board that fits over drain board
- Counter-bored to fit most 2" bar drains

- Approx 175 lbs



**C04-V01
VERSAILLES
FARMHOUSE SINK**



- Available in:
Beige granite (BE)
Papiro Cream marble (PA)

- Approx 300 lbs

- cUPC® listed



**CP-04
COPPER
FARMHOUSE SINK**



- Antique Dark Finish
- Hand-crafted 16 gauge copper construction
- Stone Forest copper sinks are hand patinated. Expect variations in finish.

- Unique double wall construction on all sides enables a number of mounting options, including under-mount, flush mount, partially elevated and above counter

- Smooth finish on front, hammered finish on back can be reversed
- Foam filled for sound dampening
- Approx 45 lbs

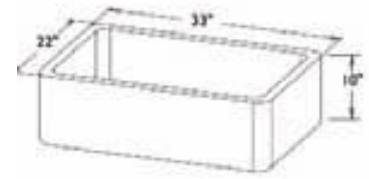
IMPORTANT INFORMATION FOR ALL FARMHOUSE SINKS:

- Thicker drain requires the use of an adjustable strainer like the Jaclo model #2804
- **USE ONLY** Stain-Free plumbers putty that specifically states safe for granite and marble
- We require use of Mountain Plumbing Perfect Grind disposer models MT444-3CFWD or MT555-3CFWD. Our stone farmhouse sinks will require the use of their extended flange, model MT207
- Due to size variations, final cabinet construction should be done with the sink on hand

All designs copyright Stone Forest Inc. All rights reserved



CP-04-33CS
COPPER STAINLESS
FARMHOUSE SINK



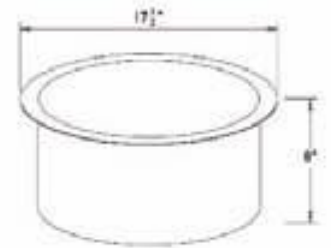
- Hand-crafted 16 gauge copper and stainless steel construction
- Antique Dark Finish on Copper, brushed finish on Stainless

- Stone Forest copper sinks are hand patinated. Expect variations in finish.
- Unique double wall construction on all sides

- Smooth finish on front, hammered finish on back can be reversed
- Foam filled for sound dampening
- Approx 80 lbs



CP-14
COPPER VEGGIE SINK



- Available in 16 gauge copper with antique dark finish
- Stone Forest copper sinks are hand patinated. Expect variations in finish.

- Hammered interior sides with flat bottom
- Includes wood cutting board (see website)

- 3 1/2" drain will fit most disposals
- Approx 8 lbs



CP-22
BAR SINK



- 18 gauge stainless steel
- Hand Hammered finish
- Approx 15 lbs

- Available in:
Polished Stainless (PSS)
Brushed Stainless (BSS)

- Approx thickness at drain is 0.25". Will fit most standard kitchen drains and disposals.

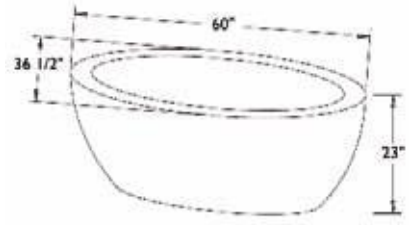
IMPORTANT INFORMATION FOR ALL FARMHOUSE SINKS:

- Thicker drain requires the use of an adjustable strainer like the Jaclo model #2804
- **USE ONLY** Stain-Free plumbers putty that specifically states safe for granite and marble
- We require use of Mountain Plumbing Perfect Grind disposer models MT444-3CFWD or MT555-3CFWD. Our stone farmhouse sinks will require the use of their extended flange, model MT207
- Due to size variations, final cabinet construction should be done with the sink on hand

All designs copyright Stone Forest Inc. All rights reserved



**C40-60
OVAL BATH TUB**



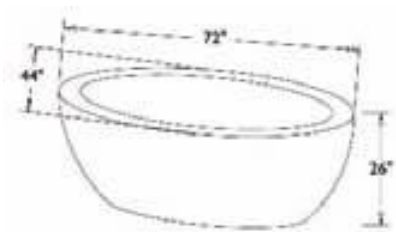
■ Carved from a single block of granite or marble

■ Granite tubs have chiseled exterior, marble tubs are polished on exterior

■ Approx 1800 lbs
■ cUPC® listed



**C40-72
OVAL BATH TUB**




■ Carved from a single block of granite or marble

■ Granite tubs have chiseled exterior, marble tubs are polished on exterior

■ Approx 2500 lbs
■ cUPC® listed



**C41-68
OLD WORLD
BATH TUB**



■ Carved from a single block of marble


■ Available in:
Carrara marble (CA)
Luna Bianca (LB) Honed only

■ cUPC® listed
■ Approx 1800 lbs

- **USE ONLY** Stain-Free plumbers putty that specifically states safe for granite and marble
- Can be carved to fit most drain assemblies. Please specify location and model of drain when ordering.



C42-68
ROMAN
BATHTUB



■ Available in:
Carrara marble (CA)

■ Approx 1900 lbs

■ cUPC® listed



C46-68
PAPILLON
BATHTUB



■ Available in:
Black granite (BL)
Carrara marble (CA)
Cumulo granite (CG)

Limestone (LI)
Sandstone (SN)
Silver travertine (ST)

■ Approx 1800 lbs

■ cUPC® listed



C47-68
RUBIX TUB



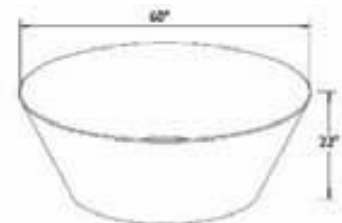
■ Available in:
Carrara marble (CA)

■ Approx 2800 lbs

■ cUPC® listed



C48-60
TAZZA
BATHTUB



■ Available in:
Siena Silver Gray (SSG)

■ Approx 2200 lbs

- **USE ONLY** Stain-Free plumbers putty that specifically states safe for granite and marble
- Can be carved to fit most drain assemblies. Please specify location and model of drain when ordering.

All designs copyright Stone Forest Inc. All rights reserved



STONE
FOREST®

Photography: David Marlow, Eric Swanson, Andrew Johnson,
David Hoptman and Josh Zimmer

Design: Michael Motley

All designs copyright 2017, Stone Forest, Inc., all rights reserved.

No part of this book may be reproduced in any form or by any means
whatsoever without the express written consent of Stone Forest, Inc.

STONE FOREST | office & gallery: 213 S. St Francis Dr, Santa Fe, NM 87501

Workshop: 4525 Agua Fria, Santa Fe, NM 87507

phone 505.986.8883 | toll free 888.682.2987 | fax 505.982.2712

email orders to sales@stoneforest.com

info@stoneforest.com | stoneforest.com