

PRODUCT INFORMATION PACKET

Model No: 048S17D2108
Catalog No: B207
1/3,1800,DP,48Y,1/60/115
Fan and Blower



Regal and Marathon are trademarks of Regal Beloit Corporation or one of its affiliated companies.

©2018 Regal Beloit Corporation, All Rights Reserved. MC017097E

Nameplate Specifications

Output HP	0.33 Hp	Output KW	0.25 kW
Frequency	60 Hz	Voltage	115 V
Current	5.5 A	Speed	1725 rpm
Service Factor	1.35	Phase	1
Efficiency	64 %	Duty	Continuous
Insulation Class	B	Design Code	NO DESIGN CODE
KVA Code	M	Frame	48Y
Enclosure	Drip Proof	Overload Protector	Automatic
Ambient Temperature	40 °C	Drive End Bearing Size	6203
Opp Drive End Bearing Size	6203	UL	Recognized (Not Protector)
CSA	Y	CE	N
IP Code	22		

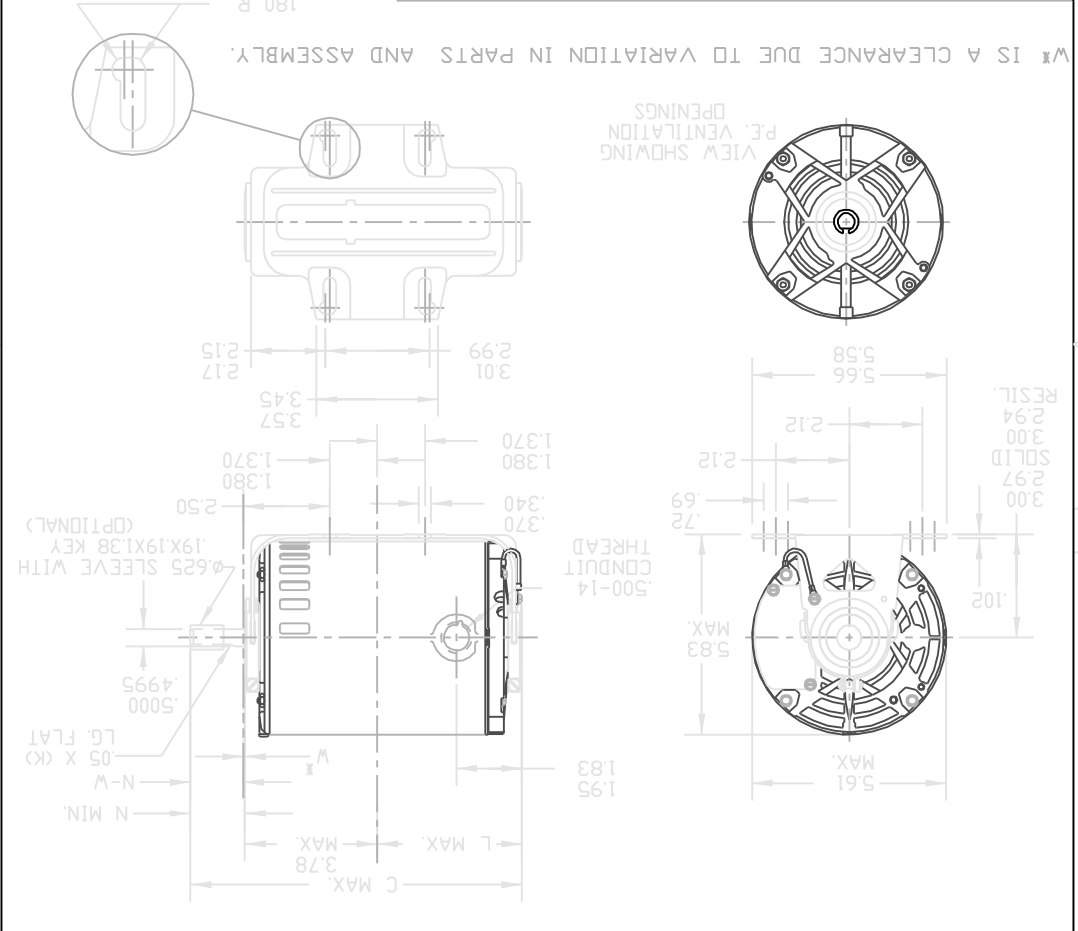
Technical Specifications

Electrical Type	Split Phase	Starting Method	Across The Line
Poles	4	Rotation	Selective Counterclockwise
Mounting	Resilient Base	Motor Orientation	Horizontal
Drive End Bearing	Ball	Opp Drive End Bearing	Ball
Frame Material	Rolled Steel	Shaft Type	Single Special Extension
Overall Length	9.62 in	Shaft Diameter	0.500 in
Shaft Extension	1.88 in	Assembly/Box Mounting	F1 Only
Outline Drawing	52A111272P1	Connection Diagram	52A105379AA

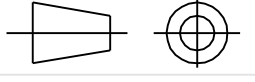
This is an uncontrolled document once printed or downloaded and is subject to change without notice. Date Created: 10/08/2018

SHEET 1 #1		SCALE: 0.250	REF. No.	SOLID MODEL: 52A11272	MATERIAL
REV	SIZE	DRAWING		ISSUED	FOR ADDITIONAL INFO REFER TO:
2	A	52A11272		DURGA 04/05/05	PRACTICES
FORM N-GENERAL PURPOSE MOTOR-DRIP PROOF-SOLID OR RESIL					
BASE-BALL OR SLEEVE BEARING-SPECIAL MOUNTING HOLES IN BASE					
TITLE					
OUTLINE					
REGAL-BELOIT CORPORATION					
SIGNATURES		DATE		MODEL	
DURGA 04/05/05		DURGA 04/05/05		DETAIL	
				CHECKED	
				ENGRG	


P	TYPE	GE	NEMA	FR	C	K	L	N	N-W
1	K KH	33	48Y	9.62	1.62	3.96	1.88	2.01/1.79	
2	K KH	36	48Y	10.43	1.62	4.77	1.88	2.01/1.79	



REV.	DESCRIPTION	DATE	APPROVED
1	CHG PE E/S PER IS05-0785	03/29/05	DURGA
2	CHG TO RBC FORMAT PER IS05-1777	04/28/06	PRAVEENK



SHEET 1 52A11272 2 A DRAWING NO. REV. 1



REV.	DESCRIPTION	DATE	APPROVED
6	UPDATED FORMAT	12/01/05	MAM

EITHER ROTATION-SINGLE VOLTAGE-TYPE KC OR KH-WITH THERMAL PROTECTOR



NOTE #1 - TO REVERSE ROTATION INTERCHANGE RED (T8) AND BLACK (J9-KC OR T5-KH) LEADS.
 NOTE #2 - WHEN MORE THAN ONE CAPACITOR IS USED CONNECT IN PARALLEL.

SWITCH (C) - 115D958AB REF. DIAG. - 121A851 CONN. LABEL - 52X332048

SIGNATURES	DATE
MODEL M.D.PAPE	06/29/87
DETAIL	
CHECKED	
ENGRG	
MFG	
QUALITY	
ISSUED	M.D.P. 03/08/00
SOLID MODEL: 52A105379AA	

REGAL-BELOIT CORPORATION

REGAL-BELOIT

TITLE: **CONNECTION DIAGRAM**

SIZE: DRAWING A

SCALE: 1.000 REF. No.:

30 FR SWITCH REDESIGN

52A105379AA

REV 6