

BrassCraft®

Speedi Plumb® PLUS Flexible Water Connectors

Advanced. Innovative. Premium.

✓ No Lead



BrassCraft® Speedi Plumb® PLUS Connector

The Most Corrosion Resistant Connector

BrassCraft Speedi Plumb PLUS Performance, PLUS Advanced Construction and Appeal.

The BrassCraft Speedi Plumb PLUS connector is the world's most advanced flexible water connector. Designed for longer life under the harshest conditions, the BrassCraft Speedi Plumb PLUS connector features tough polymer-coated fibers tightly braided around a reinforced PVC inner hose. The result is a corrosion resistant, highly flexible, extremely reliable water connector for use with faucets, toilets, dishwashers, washing machines, water heaters, icemakers and humidifiers.

Allows for Speedier Connections.

The braided polymer-coated fibers bend freely, without kinking or crimping. Installation is easier, especially in cramped quarters.



Stop End Provides More Secure Connections.

Deep threads in the compression nut assure secure engagement, while the rubber seal eliminates metal-to-metal connections which have been known to damage water stops.

Patented Engineered Polymer Braid.

Patented construction features a high tenacity, multi-filament core yarn, protected by a special polymer coating. The result is optimum corrosion resistance, and durability.

Reinforced PVC Inner Hose Ensures Durability.

Long Wing Nuts for Quick & Sure Connections.

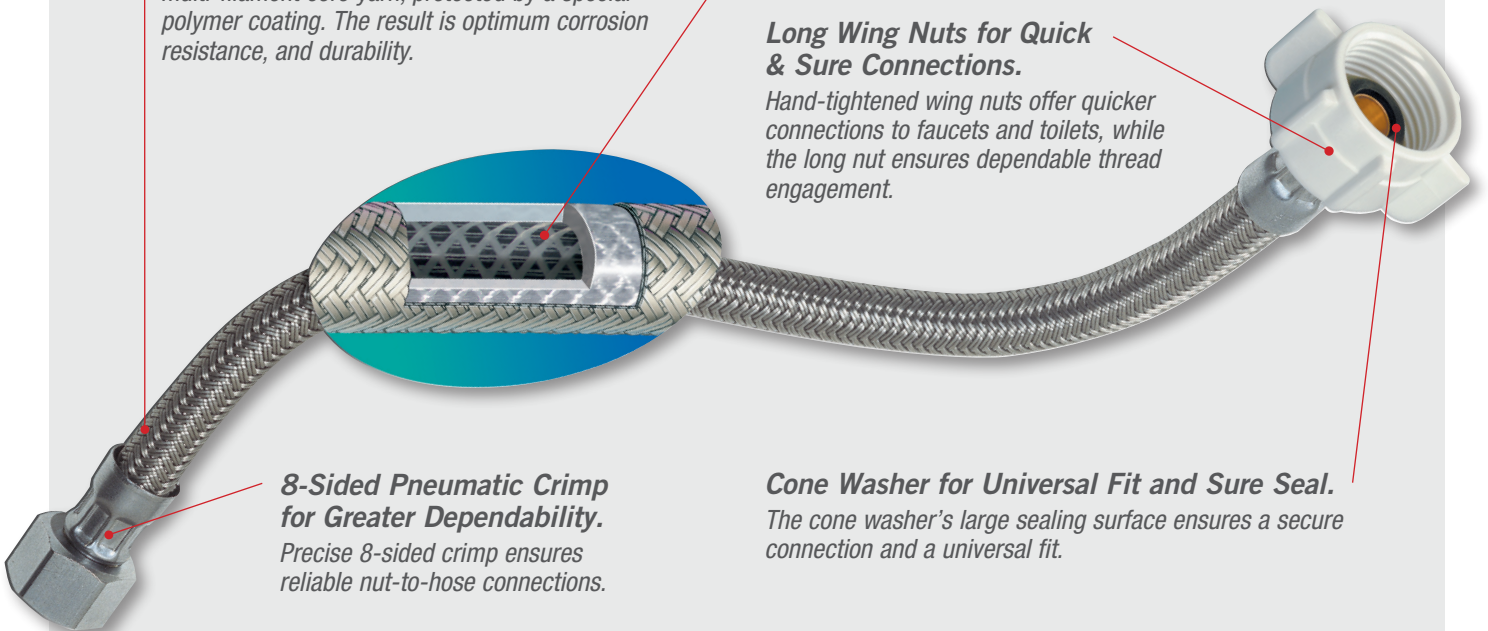
Hand-tightened wing nuts offer quicker connections to faucets and toilets, while the long nut ensures dependable thread engagement.

8-Sided Pneumatic Crimp for Greater Dependability.

Precise 8-sided crimp ensures reliable nut-to-hose connections.

Cone Washer for Universal Fit and Sure Seal.

The cone washer's large sealing surface ensures a secure connection and a universal fit.



BrassCraft Speedi Plumb PLUS Connectors Resist Corrosion.

The braided polymer-coated fibers in BrassCraft Speedi Plumb PLUS connectors are specially engineered to resist corrosion caused by chemicals found in common household tile and glass cleaners including:

- Ammonia
- Phosphoric Acid
- Sodium Hypochlorite
- Hydrogen Chloride
- Muriatic Acid
- Dimethyl Benzyl Ammonium Chloride

The BrassCraft Speedi Plumb PLUS engineered polymer-braided jacket also resists corrosion from solder flux from installation and repair, and completely protects the inner tube, even in a harsh chemical environment.

No Lead The BrassCraft Manufacturing Commitment to Compliance.

As an industry leader, we are continuously developing solutions for the ever-changing marketplace. In 2009, we were one of the first manufacturers to introduce no-lead* products compliant with California's low-lead legislation. As this legislation expands to a nationwide implementation in January 2014, we continue our commitment to provide a full range of high quality compliant products, including Speedi Plumb connectors.

BrassCraft Speedi Plumb PLUS Connectors for Every Application.

Choose from our complete inventory of BrassCraft Speedi Plumb PLUS connectors for faucet, toilet, dishwasher, washing machine, ice-maker and humidifier hook-ups, and supply kits for dishwashers and "Low Boy" toilets.

Water heater connectors are also available, featuring specially coated fibers for continuous exposure to high heat. Choose from a full line of end fitting configurations.



BrassCraft Speedi Plumb PLUS connectors are IAPMO and CSA listed to ASME A112.18.6-2009/CSA B125.6-2009, the only national standard for flexible water connectors.

*BrassCraft Manufacturing is in compliance with the National Reduction of Lead in Drinking Water Act which becomes effective nationwide on January 4, 2014. This legislation changes the legal definition of "lead free" from 8% lead to a weighted average lead content of 0.25% with respect to wetted surfaces.



Faucet Hook-Up

Part No.	UPC	Description	Length	Carton Bulk	
				Qty.	Wt. Lbs.
COMPRESSION INLET (.300" HOSE ID)					
B1-12A F	026613966168	3/8" Comp x 1/2" FIP	12"	25	4.6
B1-16A F	026613966151	3/8" Comp x 1/2" FIP	16"	25	5.2
B1-20A F	026613966199	3/8" Comp x 1/2" FIP	20"	25	6.0
B1-30A F	026613966922	3/8" Comp x 1/2" FIP	30"	25	8.3
B1-36A F	026613966946	3/8" Comp x 1/2" FIP	36"	25	9.2
B1-48A F	026613104232	3/8" Comp x 1/2" FIP	48"	25	10.1
B1-60A F	026613104492	3/8" Comp x 1/2" FIP	60"	10	5.9
B2-12A F	026613965987	7/16" Comp x 1/2" FIP	12"	25	4.7
B2-20A F	026613966007	7/16" Comp x 1/2" FIP	20"	25	6.4
B3-12A F	026613965901	1/2" Comp x 1/2" FIP	12"	25	5.3
B3-16A F	026613965840	1/2" Comp x 1/2" FIP	16"	25	6.1
B3-20A F	026613965918	1/2" Comp x 1/2" FIP	20"	25	6.7
B3-30A F	026613966939	1/2" Comp x 1/2" FIP	30"	25	9.0
UNIVERSAL COMPRESSION INLET (.300" HOSE ID)					
B1-20AU D	026613106726	3/8" Comp x 1/2" FIP Includes 1/2" IP and 1/2" Comp Stop Adaptor (Carded)	20"	10	3.7
*FIP INLET (.300" HOSE ID)					
B8-12A F	026613966052	1/2" FIP x 1/2" FIP	12"	25	5.2
B8-16A F	026613966069	1/2" FIP x 1/2" FIP	16"	25	6.0
B8-20A F	026613966076	1/2" FIP x 1/2" FIP	20"	25	6.6
B8-24A F	026613104317	1/2" FIP x 1/2" FIP	24"	25	7.9
B8-30A F	026613966977	1/2" FIP x 1/2" FIP	30"	25	8.8
B8-36A F	026613966984	1/2" FIP x 1/2" FIP	36"	25	9.8
*Can be used on slip-joint outlet stops					
FLARE INLET (.300" HOSE ID)					
BF1-12A F	026613966649	3/8" Flare x 1/2" FIP	12"	25	4.5
BF1-16A F	026613966663	3/8" Flare x 1/2" FIP	16"	25	5.3
BF1-20A F	026613966687	3/8" Flare x 1/2" FIP	20"	25	5.9
BF3-20A F	026613966724	1/2" Flare x 1/2" FIP	20"	25	6.7
COMPRESSION INLET x KC NOSEPIECE OUTLET (.300" HOSE ID)					
B1-12KC F	026613966229	3/8" Comp x 3/8" OD Copper Tube (KC Nosepiece)	12"	25	4.5
B1-16KC F	026613105017	3/8" Comp x 3/8" OD Copper Tube (KC Nosepiece)	16"	25	5.3
B1-20KC F	026613966243	3/8" Comp x 3/8" OD Copper Tube (KC Nosepiece)	20"	25	6.0

Toilet Hook-Up



Part No.	UPC	Description	Length	Carton Bulk	
				Qty.	Wt. Lbs.
COMPRESSION INLET (.300" HOSE ID)					
B1-6DL F	026613966762	3/8" Comp x 7/8" Ballcock Nut	6"	25	3.1
B1-9DL F	026613966748	3/8" Comp x 7/8" Ballcock Nut	9"	25	3.6
B1-12DL F	026613966311	3/8" Comp x 7/8" Ballcock Nut	12"	25	4.1
B1-12DLM F	026613104201	3/8" Comp x 7/8" Ballcock (Metal Nut)	12"	25	5.6
B1-16DL F	026613966342	3/8" Comp x 7/8" Ballcock Nut	16"	25	4.9
B1-20DL F	026613966373	3/8" Comp x 7/8" Ballcock Nut	20"	25	5.5
B2-12DL F	026613966786	7/16" Comp x 7/8" Ballcock Nut	12"	25	4.2
B2-20DL F	026613966571	7/16" Comp x 7/8" Ballcock Nut	20"	25	5.6
B3-9DL F	026613966809	1/2" Comp x 7/8" Ballcock Nut	9"	25	4.3
B3-12DL F	026613966823	1/2" Comp x 7/8" Ballcock Nut	12"	25	4.8
B3-12DLM F	026613127842	1/2" Comp x 7/8" Ballcock (Metal Nut)	12"	25	6.2
B3-20DL F	026613966847	1/2" Comp x 7/8" Ballcock Nut (ID)	20"	25	6.2
UNIVERSAL COMPRESSION INLET (.300" HOSE ID)					
B1-12DLU D	026613106731	3/8" Comp x 7/8" Ballcock Nut. Includes 1/2" IP & 1/2" Comp Stop Adaptor (Bagged)	12"	10	3.5
*FIP INLET (.300" HOSE ID)					
B8-9DL F	026613966878	1/2" FIP x 7/8" Ballcock Nut	9"	25	4.2
B8-12DL F	026613966892	1/2" FIP x 7/8" Ballcock Nut	12"	25	4.7
B8-16DL F	026613966915	1/2" FIP x 7/8" Ballcock Nut	16"	25	5.4
B8-20DL F	026613966403	1/2" FIP x 7/8" Ballcock Nut	20"	25	6.1
*Can be used on slip-joint outlet stops					
FIP INLET (.300" HOSE ID)					
BF1-12DL F	026613966427	3/8" Flare x 7/8" Ballcock Nut	12"	25	4.0
BF1-12DLM F	026613127828	3/8" Flare x 7/8" Ballcock (Metal Nut)	12"	25	5.2
BF1-16DL F	026613104348	3/8" Flare x 7/8" Ballcock Nut	16"	25	4.8
BF1-20DL F	026613966441	3/8" Flare x 7/8" Ballcock Nut	20"	25	5.4
BF3-12DL F	026613966595	1/2" Flare x 7/8" Ballcock Nut	12"	25	4.9
BF3-12DLM F	026613127835	1/2" Flare x 7/8" Ballcock (Metal Nut)	12"	25	6.1
BF3-16DL F	026613104362	1/2" Flare x 7/8" Ballcock Nut	16"	25	5.5
BF3-20DL F	026613104379	1/2" Flare x 7/8" Ballcock Nut	20"	25	6.0
FULL FLOW: FOR "LOW-BOY" TOILETS – Compression Inlet (.450" HOSE ID)					
BL3-6DL F	026613097596	1/2" Comp x 7/8" Ballcock Nut	6"	10	2.0
BL3-9DL F	026613097619	1/2" Comp x 7/8" Ballcock Nut	9"	10	2.2
BL3-12DL F	026613097565	1/2" Comp x 7/8" Ballcock Nut	12"	10	2.5

Dishwasher Hook-Up



Part No.	UPC	Description	Length	Carton Bulk	
				Qty.	Wt. Lbs.
COMPRESSION INLET (.300" HOSE ID)					
B1-12DW F	026613104218	3/8" Comp x 3/8" Comp	12"	10	1.8
B1-16DW F	026613104263	3/8" Comp x 3/8" Comp	16"	10	2.2
B1-20DW F	026613104270	3/8" Comp x 3/8" Comp	20"	10	2.5
B1-36DW F	026613104409	3/8" Comp x 3/8" Comp	36"	10	3.7
B1-48DW F	026613104416	3/8" Comp x 3/8" Comp	48"	10	4.5
B1-48DW6 F	026613142425	3/8" Comp x 3/8" Comp	48"	25	12.3
B1-48DW6 P	026613141787	3/8" Comp x 3/8" Comp w/3/8" MIP Elbow (Bag)	48"	10	6.0
B1-60DW F	026613104423	3/8" Comp x 3/8" Comp	60"	10	5.1
B1-60DW6 F	026613142432	3/8" Comp x 3/8" Comp w/3/8" MIP Elbow	60"	25	14.2
B1-60DW6 P	026613141794	3/8" Comp x 3/8" Comp w/3/8" MIP Elbow (Bag)	60"	10	7.0
B1-72DW F	026613104430	3/8" Comp x 3/8" Comp	72"	10	5.8
B1-72DW6 F	026613142449	3/8" Comp x 3/8" Comp w/3/8" MIP Elbow	72"	25	16.1
B1-72DW6 P	026613141800	3/8" Comp x 3/8" Comp w/3/8" MIP Elbow (Bag)	72"	10	8.0
B1-120DW F	026613134314	3/8" Comp x 3/8" Comp	120"	25	23
B3-48DW F	026613966960	1/2" Comp x 1/2" FIP	48"	10	5.0
BL3-36DW F	026613104454	1/2" Comp x 1/2" Comp	36"	10	3.4
BL3-48DW F	026613104461	1/2" Comp x 1/2" Comp	48"	10	4.2
BL3-60DW F	026613104478	1/2" Comp x 1/2" Comp	60"	10	3.8
BL3-72DW F	026613104485	1/2" Comp x 1/2" Comp	72"	10	5.9
UNIVERSAL COMPRESSION INLET (.300" HOSE ID)					
B1U-48DW612 D	026613140797	3/8" Comp x 3/8" Comp w/3/4" Garden Hose Elbow and 3/8" MIP Elbow	48"	10	8.2
GARDEN HOSE FITTING INLET					
B1-48DW1 P	026613141159	3/8" Comp w/3/4" Garden Hose Elbow, Crimped (Bag)	48"	10	12.9
B1-60DW1 P	026613141166	3/8" Comp w/3/4" Garden Hose Elbow, Crimped (Bag)	60"	10	14.8
B1-72DW1 P	026613141173	3/8" Comp w/3/4" Garden Hose Elbow (Bag)	72"	10	16.7
B1-48DW12 F	026613142456	3/8" Comp x 3/8" Comp w/3/4" Garden Hose Elbow	48"	25	13.2
B1-48DW12 P	026613141756	3/8" Comp w/3/8" Comp w/3/4" Garden Hose Elbow (Bag)	48"	10	6.4
B1-60DW12 F	026613142463	3/8" Comp w/3/8" Comp w/3/4" Garden Hose Elbow	60"	25	15.1
B1-60DW12 P	026613141763	3/8" Comp w/3/8" Comp w/3/4" Garden Hose Elbow (Bag)	60"	10	7.1
B1-72DW12 F	026613142470	3/8" Comp w/3/8" Comp w/3/4" Garden Hose Elbow	72"	25	17.0
B1-72DW12 P	026613141770	3/8" Comp w/3/8" Comp w/3/4" Garden Hose Elbow (Bag)	72"	10	7.9
B8-48DW12 F	026613140810	1/2" FIP x 3/8" Comp w/3/4" Garden Hose Elbow	48"	25	13.8
B8-60DW12 F	026613140803	1/2" FIP x 3/8" Comp w/3/4" Garden Hose Elbow	60"	25	15.7
*FIP INLET (.300" HOSE ID)					
B8-48DW F	026613104447	1/2" FIP x 1/2" FIP	48"	10	5.0
B8-48DW6 P	026613141817	1/2" FIP x 3/8" Comp w/3/8" MIP Elbow (Bag)	48"	10	6.0
B8-60DW F	026613966953	1/2" FIP x 1/2" FIP	60"	10	6.1
B8-60DW6 P	026613141824	1/2" FIP x 3/8" Comp w/3/8" MIP Elbow (Bag)	60"	10	7.0

*Can be used on slip-joint outlet stops

Ice Maker / Humidifier Hook-Up



Part No.	UPC	Description	Length	Carton Bulk	
				Qty.	Wt. Lbs.
COMPRESSION INLET (.245" HOSE ID)					
B0-12IM F	026613104836	1/4" Comp x 1/4" Comp	12"	25	6.0
B0-60IM F	026613142531	1/4" Comp x 1/4" Comp	60"	25	10.1
B0-60IM P	026613142005	1/4" Comp x 1/4" Comp (Bag)	60"	10	5.3
B0-72IM F	026613142616	1/4" Comp x 1/4" Comp	72"	25	11.0
B0-72IM P	026613142012	1/4" Comp x 1/4" Comp (Bag)	72"	10	5.5
B0-84IM P	026613142029	1/4" Comp x 1/4" Comp (Bag)	84"	10	6.2
B0-96IM P	026613142036	1/4" Comp x 1/4" Comp (Bag)	96"	10	6.4
B0-120IM P	026613141992	1/4" Comp x 1/4" Comp (Bag)	120"	10	7.5

Washing Machine Hook-Up



FEMALE HOSE THREAD INLET (.450" HOSE ID)					
BL12-48WA F	026613105499	3/4" Female Hose Thread x 3/4" Female Hose Thread	48"	25	17.1
BL12-48WA P	026613142043	3/4" Female Hose Thread x 3/4" Female Hose Thread (Bag)	48"	10	7.8
BL12-60WA F	026613142609	3/4" Female Hose Thread x 3/4" Female Hose Thread	60"	25	21.4
BL12-60WA P	026613142050	3/4" Female Hose Thread x 3/4" Female Hose Thread (Bag)	60"	10	8.5
BL12-72WA F	026613104829	3/4" Female Hose Thread x 3/4" Female Hose Thread	72"	25	22.6
BL12-72WA P	026613142067	3/4" Female Hose Thread x 3/4" Female Hose Thread (Bag)	72"	10	9.6

Water Heater Hook-Up



FIP INLET (.570" HOSE ID)					
BWB0-12	026613965321	3/4" FIP x 3/4" FIP	12"	10	5.0
BWB0-15	026613965406	3/4" FIP x 3/4" FIP	15"	10	5.4
BWB0-18	026613965413	3/4" FIP x 3/4" FIP	18"	10	6.1
BWB0-18PX	026613107141	3/4" FIP x 3/4" PEX Brass Barb	18"	10	6.1
BWB0-24	026613965420	3/4" FIP x 3/4" FIP	24"	10	6.9
BWB08-12	026613965369	3/4" FIP x 7/8" Comp	12"	10	5.5
BWB08-15	026613965376	3/4" FIP x 7/8" Comp	15"	10	6.0
BWB08-18	026613965383	3/4" FIP x 7/8" Comp	18"	10	7.0
BWB08-24	026613965390	3/4" FIP x 7/8" Comp	24"	10	8.1
MIP INLET (.570" HOSE ID)					
BWB20-12	026613965437	3/4" MIP x 3/4" FIP	12"	10	5.2
BWB20-15	026613965444	3/4" MIP x 3/4" FIP	15"	10	5.6
BWB20-18	026613965451	3/4" MIP x 3/4" FIP	18"	10	6.4
BWB20-24	026613965468	3/4" MIP x 3/4" FIP	24"	10	7.0
BWB25-12	026613100654	3/4" MIP x 5/8" Comp	12"	10	5.4
BWB25-18	026613100333	3/4" MIP x 5/8" Comp	18"	10	6.8
BWB25-24	026613100340	3/4" MIP x 5/8" Comp	24"	10	7.8
BWB28-12	026613965475	3/4" MIP x 7/8" Comp	12"	10	5.8
BWB28-18	026613965345	3/4" MIP x 7/8" Comp	18"	10	7.2
BWB28-24	026613965352	3/4" MIP x 7/8" Comp	24"	10	8.3
FIP x MIP INLET (.570" HOSE ID)					
BWB19-18	026613100357	1" FIP x 1" MIP	18"	10	8.2
BWB19-24	026613100364	1" FIP x 1" MIP	24"	10	8.2



Faucet & Toilet Supply Kits

Part No.	UPC	Description	Length	Carton Bulk	
				Qty.	Wt. Lbs.
FAUCET SUPPLY KITS – COMPRESSION INLET STOP					
G2CR19B16A C	026613128696	Angle Stop - 1/2" Nom Comp Inlet x 3/8" OD Comp Outlet. Chrome. w/3/8" OD Comp x 1/2" FIP w/Shallow Flange	16"	50	22.0
G2CR19B20A C	026613128702	Angle Stop - 1/2" Nom Comp Inlet x 3/8" OD Comp Outlet. Chrome. w/3/8" OD Comp x 1/2" FIP w/Shallow Flange	20"	50	24.0
KTCR19B16A C	026613110431	Angle Stop - 1/2" Nom Comp Inlet x 3/8" OD Comp Outlet. Chrome. w/3/8" OD Comp x 1/2" FIP w/Shallow Flange	16"	50	29.0
KTCR19B20A C	026613110448	Angle Stop - 1/2" Nom Comp Inlet x 3/8" OD Comp Outlet. Chrome. w/3/8" OD Comp x 1/2" FIP w/Shallow Flange	20"	50	30.0
OCR19B12A C	026613967585	Angle Stop - 1/2" Nom Comp Inlet x 3/8" OD Comp Outlet. Chrome. w/3/8" OD Comp x 1/2" FIP w/Shallow Flange	12"	50	21.7
OCR19B16A C	026613967516	Angle Stop - 1/2" Nom Comp Inlet x 3/8" OD Comp Outlet. Chrome. w/3/8" OD Comp x 1/2" FIP w/Shallow Flange	16"	50	24.5
OCR19B20A C	026613967561	Angle Stop - 1/2" Nom Comp Inlet x 3/8" OD Comp Outlet. Chrome. w/3/8" OD Comp x 1/2" FIP w/Shallow Flange	20"	50	25.6
FAUCET/DISHWASHER SUPPLY KIT – COMPRESSION INLET STOP					
CR1901LRB20A C	026613101361	Dual Outlet Angle Stop - 1/2" Nom Comp Inlet x 3/8" OD Comp Outlet x 3/8" OD Comp Outlet. Chrome. w/3/8" Comp x 1/2" FIP x 20" Connector w/Shallow Flange	20"	50	25.8
FAUCET SUPPLY KITS – FIP INLET STOP					
OR15B12A C	026613967615	Angle Stop - 3/8" FIP Inlet x 3/8" OD Comp Outlet. Chrome. w/3/8" Comp x 1/2" FIP w/Shallow Flange	12"	50	19.7
OR15B20A C	026613967523	Angle Stop - 3/8" FIP Inlet x 3/8" OD Comp Outlet. Chrome. w/3/8" Comp x 1/2" FIP w/Shallow Flange	20"	50	23.7
OR17B12A C	026613967592	Angle Stop - 1/2" FIP Inlet x 3/8" OD Comp Outlet. Chrome. w/3/8" Comp x 1/2" FIP w/Shallow Flange	12"	50	21.6
OR17B16A C	026613098975	Angle Stop - 1/2" FIP Inlet x 3/8" OD Comp Outlet. Chrome. w/3/8" Comp x 1/2" FIP w/Shallow Flange	16"	50	24.2
OR17B20A C	026613967608	Angle Stop - 1/2" FIP Inlet x 3/8" OD Comp Outlet. Chrome. w/3/8" Comp x 1/2" FIP w/Shallow Flange	20"	50	25.7
FAUCET SUPPLY KITS – SWEAT INLET STOP					
R19B12A C	026613967622	Angle Stop - 1/2" Nom Copper Sweat Inlet x 3/8" OD Comp Outlet. Chrome. w/3/8" Comp x 1/2" FIP w/Shallow Flange	12"	50	22.4
R19B20A C	026613967530	Angle Stop - 1/2" Nom Copper Sweat Inlet x 3/8" OD Comp Outlet. Chrome. w/3/8" Comp x 1/2" FIP w/Shallow Flange	20"	50	25.4
TOILET SUPPLY KITS – COMPRESSION INLET STOP					
KTCR19B12DL C	026613110424	Angle Stop - 1/2" Nom Comp Inlet x 3/8" OD Comp Outlet. Chrome. w/3/8" Comp x 7/8" Ballcock w/Shallow Flange	12"	50	26.0
OCR19B12DL C	026613967554	Angle Stop - 1/2" Nom Comp Inlet x 3/8" OD Comp Outlet. Chrome. w/3/8" Comp x 7/8" Ballcock w/Shallow Flange	12"	50	20.4
OCR19B16DL C	026613098760	Angle Stop - 1/2" Nom Comp Inlet x 3/8" OD Comp Outlet. Chrome. w/3/8" Comp x 7/8" Ballcock w/Shallow Flange	16"	50	22.2
TOILET SUPPLY KITS – FIP INLET STOP					
OR17B12DL C	026613967578	Angle Stop - 1/2" FIP Inlet x 3/8" OD Comp Outlet. Chrome. w/3/8" Comp x 7/8" Ballcock w/Shallow Flange	12"	50	20.4
OR37B12DL C	026613967547	Angle Stop - 1/2" FIP Inlet x 3/8" OD Comp Outlet. Chrome. w/1/2" Comp x 7/8" Ballcock w/Shallow Flange	12"	50	24.1
TOILET SUPPLY KIT – SWEAT INLET STOP					
R19B12DL C	026613101576	Angle Stop - 1/2" Nom Copper Sweat Inlet x 3/8" OD Comp Outlet. Chrome. w/3/8" Comp x 7/8" Ballcock w/Shallow Flange	12"	50	20.4

BrassCraft®

Speedi Plumb® Vinyl Connectors

Practical Solution.



Available in a variety of thread styles, Speedi Plumb connectors accommodate standard sink and toilet connections. Product features include:

- Reinforced PVC inner hose.
- Complete and ready to use. No washers, rings, inserts or sleeves needed.
- Cone washer for universal fit and sure seal.
- Requires no special tools for installation.

*8-sided
pneumatic
crimp for
greater
dependability*

*Brass
barb and
ferrule*

*Long wing nuts for
quick and sure
ballcock connections*

*Flexible hose
for speedier
connections*

✓ No Lead





Vinyl Connectors - Faucet Hook-Up

Part No.	UPC	Description	Length	Carton Bulk	
				Qty.	Wt. Lbs.
COMPRESSION INLET					
V1-12A F	026613046501	3/8" Comp x 1/2" FIP	12"	25	4.0
V1-16A F	026613046518	3/8" Comp x 1/2" FIP	16"	25	4.5
V1-20A F	026613046525	3/8" Comp x 1/2" FIP	20"	25	5.5
V1-30A F	026613098296	3/8" Comp x 1/2" FIP	30"	25	7.5
V1-36A F	026613046532	3/8" Comp x 1/2" FIP	36"	25	8.0
V3-16A F	026613104546	1/2" Comp x 1/2" FIP	16"	25	5.0
V3-20A F	026613052045	1/2" Comp x 1/2" FIP	20"	25	5.5
FIP INLET					
V8-20A F	026613098302	1/2" FIP x 1/2" FIP	20"	25	5.5
FLARE INLET					
VF1-12A F	026613100999	3/8" Flare x 1/2" FIP	12"	25	4.0
VF1-20A F	026613047607	3/8" Flare x 1/2" FIP	20"	25	5.0
VF3-20A F	026613101019	1/2" Flare x 1/2" FIP	20"	25	6.5
KC NOSEPIECE OUTLET					
V1-12KC F	026613051468	3/8" Comp x 3/8" OD Copper Tube	12"	25	4.5
V1-20KC F	026613051475	3/8" Comp x 3/8" OD Copper Tube	20"	25	5.5



Vinyl Connectors - Toilet Hook-Up

COMPRESSION INLET					
V1-9DL F	026613051451	3/8" Comp x 7/8" Ballcock	9"	25	3.5
V1-12DL F	026613046549	3/8" Comp x 7/8" Ballcock	12"	25	4.0
V1-16DL F	026613104515	3/8" Comp x 7/8" Ballcock	16"	25	4.5
V1-20DL F	026613046556	3/8" Comp x 7/8" Ballcock	20"	25	5.0
V3-9DL F	026613104799	1/2" Comp x 7/8" Ballcock	9"	25	4.0
V3-12DL F	026613052052	1/2" Comp x 7/8" Ballcock	12"	25	4.5
V3-20DL F	026613093659	1/2" Comp x 7/8" Ballcock	20"	25	6.0
FIP INLET					
V8-9DL F	026613104805	1/2" FIP x 7/8" Ballcock	9"	25	4.0
V8-12DL F	026613099941	1/2" FIP x 7/8" Ballcock	12"	25	4.5
V8-16DL F	026613104553	1/2" FIP x 7/8" Ballcock	16"	25	5.0
FLARE INLET					
VF1-12DL F	026613100968	3/8" Flare x 7/8" Ballcock	12"	25	4.0
VF1-20DL F	026613100975	3/8" Flare x 7/8" Ballcock	20"	25	5.0
VF3-12DL F	026613100982	1/2" Flare x 7/8" Ballcock	12"	25	4.5



Vinyl Connectors - Dishwasher Hook-Up

COMPRESSION INLET					
V1-120DW F	026613120089	3/8" Comp x 3/8" Comp	120"	10	8.0



Distributed by:

Committed to Quality, Driven by Innovation.

Product availability is subject to change. Please contact BrassCraft Customer Service at 877-272-7755 for verification.



BrassCraft®



Scan for
more
information

BrassCraft Manufacturing Co.

39600 Orchard Hill Place
Novi, Michigan 48375-5331
TOLL-FREE: (877) 272-7755
FAX: (248) 305-6011

350 South Edgeware Road
St. Thomas, Ontario Canada N4P 4C4
TOLL-FREE: (800) 265-4322
FAX: (800) 567-9100

For Residential and Commercial Applications

Job Name		Engineer / Architect	
Job Location		Wholesaler	
Submittal Date		Contractor	

B1-**DL/ B2-**DL/ B3-**DL Speedi Plumb® PLUS Braided Toilet Connectors - Compression Inlet

Use: For use in potable water distribution systems in accessible locations only.


Design Features:

- **Engineered polymer braided** fibers bend freely without kinking or crimping
- **Reinforced PVC inner hose** ensures durability
- **Rubber washers** provide a large pliable sealing surface and ensure a long lasting water-tight connection
- **Long wing nuts** allow for quick connection and ensure dependable thread engagement
- **8-sided pneumatic crimp** provides greater dependability for reliable nut-to-hose connections
- **No Lead**

Operating Specifications:

Temperature: 40°- 140° F, intermittent to 180° F
Pressure: 125 PSI maximum

Tubing Diameter: 0.300" ID (0.550" OD)



MATERIAL SPECIFICATIONS

Inner Hose	Reinforced PVC
Braiding	PVC coated polyester yarn
Barb	Brass
Ferrule	Zinc-plated steel
Nut	Polypropylene
Washer	Rubber
Compression Nut	Brass, chrome plated
FIP Adaptors	Brass, chrome plated

Part Listing:

- B1-6DL F * 3/8" compression x 7/8" ballcock x 6" length
- B1-9DL F ** 3/8" compression x 7/8" ballcock x 9" length
- B1-12DL F 3/8" compression x 7/8" ballcock x 12" length
- B1-12DLM F 3/8" compression x 7/8" ballcock (metal nut) x 12" length
- B1-12DLU D Universal Connector - 3/8" compression x 7/8" ballcock x 12" length with 7/16" & 1/2" slip-joint & 1/2" FIP adaptors or 7/16" rubber slip nut

* No-Lead N/A
 **No-Lead & DMA N/A

This specification and all information contained herein is the confidential and exclusive property of BrassCraft Manufacturing, and shall not be disclosed to others without the written consent of BrassCraft Mfg. This specification must be returned to BrassCraft Mfg. if requested.

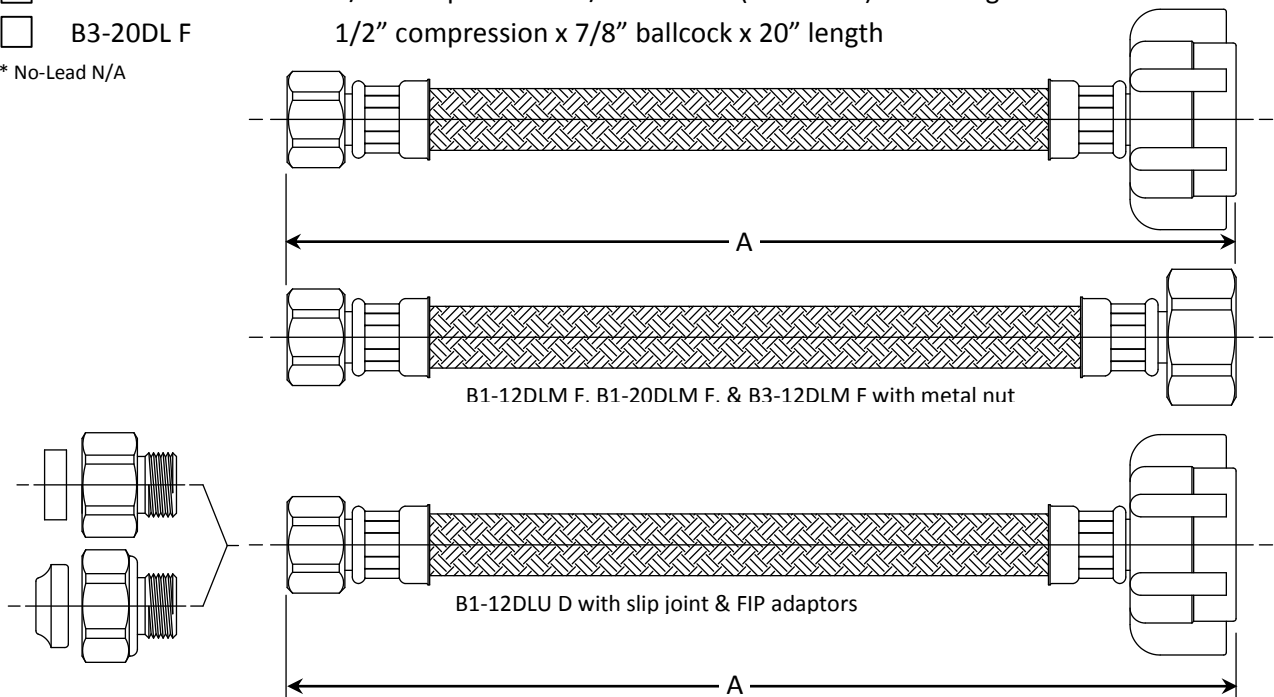


B1-**DL/ B2-**DL/ B3-**DL Speedi Plumb® PLUS Braided Toilet Connectors - Compression Inlet

Part Listing (con't):

- B1-16DL F 3/8" compression x 7/8" ballcock x 16" length
- B1-20DL F 3/8" compression x 7/8" ballcock x 20" length
- B1-20DLM F 3/8" compression x 7/8" ballcock x 20" length
- B1-26DL F 3/8" compression x 7/8" ballcock x 26" length
- B2-12DL F 7/16" compression x 7/8" ballcock x 12" length
- B2-20DL F 7/16" compression x 7/8" ballcock x 20" length
- B3-9DL F * 1/2" compression x 7/8" ballcock x 9" length
- B3-12DL F 1/2" compression x 7/8" ballcock x 12" length
- B3-12DLM F 1/2" compression x 7/8" ballcock (metal nut) x 12" length
- B3-20DL F 1/2" compression x 7/8" ballcock x 20" length

* No-Lead N/A



PART DIMENSIONS (Inches)	
Model	DIM. A
B1-6DL	6.0 / 7.0
B1-9DL	9.0 / 10.0
B1-12DL	12.0 / 13.0
B1-12DLM	12.0 / 13.0
B1-12DLU	12.0 / 13.0

PART DIMENSIONS (Inches)	
Model	DIM. A
B1-16DL	16.0 / 17.0
B1-20DL	20.0 / 21.0
B1-20DLM	20.0 / 21.0
B2-12DL	12.0 / 13.0
B2-20DL	20.0 / 21.0

PART DIMENSIONS (Inches)	
Model	DIM. A
B3-9DL	9.0 / 10.0
B3-12DL	12.0 / 13.0
B3-12DLM	12.0 / 13.0
B3-20A	20.0 / 21.0

Listings & Certifications:

- IAPMO listed to ASME A112.18.6 and CSA B125.6 (File # 0452)
- CSA listed to ASME A112.18.6 and CSA B125.6 (File #204593)
- No-Lead product CSA listed to Low-Lead Content Certification Program – Plumbing Products Class 6853-01



This specification and all information contained herein is the confidential and exclusive property of BrassCraft Manufacturing, and shall not be disclosed to others without the written consent of BrassCraft Mfg. This specification must be returned to BrassCraft Mfg. if requested.

BrassCraft®