

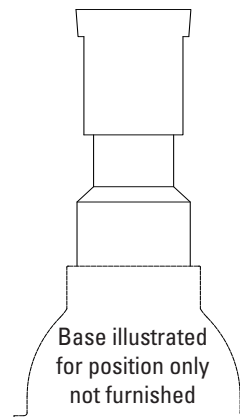
## CAST IRON THREE-PIECE VALVE BOXES for 3" through 20" valves, 5 1/4 shaft, screw type (Base required, order separately)

Tyler Union Valve boxes are available either assembled or as individual tops and bottoms.

**NOTE:** Domestic valve boxes available in Heavy Duty only. Non-Domestic available in Standard or Heavy Duty

6860 ASSEMBLED BOXES (LESS LID)						
Box (Components)	Extension Height	** (D-HD) UPC 670610	** (ND-HD) UPC 670610	Weight	** (ND-Std.) UPC 670610	Weight
AA (10T + 12B)	27-37	145912	-	42	136668	29
A (16T + 18B)	33-42	145929	-	65	136651	38
B (16T + 24B)	39-49	145936	-	69	136675	51
C (16T + 30B)	45-54	145943	-	73	136682	55
CC (16T + 36B)	51-60	145950	-	75	136699	59
D (26T + 30B)	45-66	145967	502357	88	136811	71
DD (26T + 36B)	51-72	145974	502364	90	136828	75
E (16T+24B+60 Ext)	63-72	145981	-	105	136835	80
F (26T+24B+60 Ext)	63-84	145998	-	120	136842	96
G (26T+36B+60 Ext)	74-94	146001	502371	126	136859	104

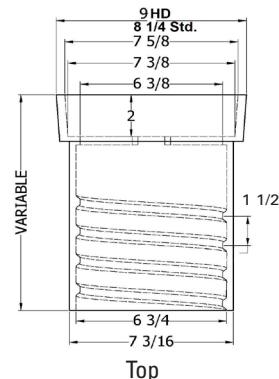
\*\* D = Domestic ND = Import HD = Heavy Duty Weight Std. = Standard Weight



6860 Assembly  
(Less Lid)

6860 INDIVIDUAL TOPS (LESS LID)							
Box	TOP Length	** (D-HD) UPC 670610	Weight	** (ND-HD) UPC 670610	Weight	** (ND-Std.) UPC 670610	Weight
AA	(10T)	144939	23	502142	23	112402	15
A	(10T)	144939	23	502142	23	112402	15
B	(16T)	144946	36	502159	36	112419	22
C	(16T)	144946	36	502159	36	112419	22
CC	(16T)	144946	36	502159	36	112419	22
D	(26T)	144953	51	502166	52	112426	38
DD	(26T)	144953	51	502166	52	112426	38
E	(16T)	144946	36	502159	36	112419	22
F	(26T)	144953	51	502166	52	112426	38
G	(26T)	144953	51	502166	52	112426	38

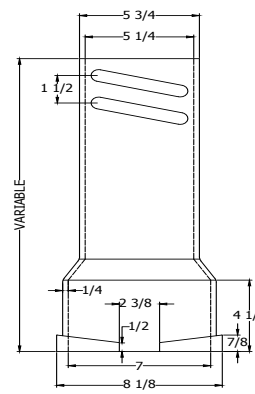
\*\* D = Domestic ND = Import HD = Heavy Duty Weight Std. = Standard Weight



Top

6860 INDIVIDUAL BOTTOMS							
Box	Bottom Length	** (D-HD) UPC 670610	Weight	** (ND-HD) UPC 670610	Weight	** (ND-Std.) UPC 670610	Weight
AA	(12B)	145134	19	-	-	250524	14
A	(18B)	145141	29	505594	29	250517	25
B	(24B)	145158	33	502388	33	136958	29
C	(30B)	145165	37	502395	37	136613	33
CC	(36B)	145172	39	502401	39	136620	35
D	(30B)	145165	37	502395	37	136613	33
DD	(36B)	145172	39	502401	39	136620	35
E	(24B)	145158	33	502388	33	136958	29
F	(24B)	145158	33	502388	33	136958	29
G	(36B)	145172	39	502401	39	136620	35
-	(48B)	-	-	-	-	452713	65
-	(60B)	-	-	-	-	452720	91

\*\* D=Domestic ND=Import HD=Heavy Duty Weight Std.=Standard Weight



Bottom

See page 50 for extensions.