

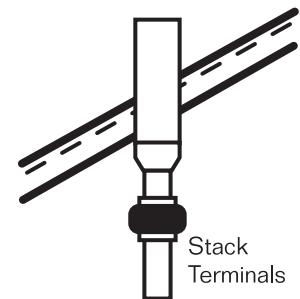

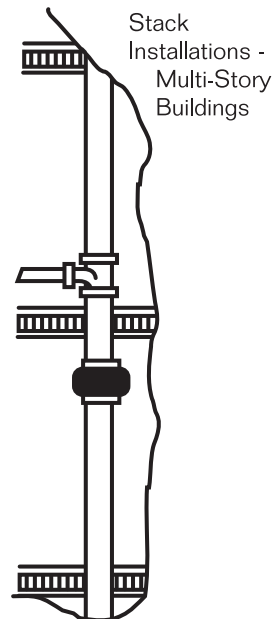
Fernco Expansion Joint Installation

One piece design for trouble-free vertical pipe installations.



Fernco Expansion Joints will accommodate a maximum of 1-1/2" expansion and 1/2" contraction from a normal position.

1. Loosen the stainless steel clamps. Do not remove clamps from Expansion Joint.
2. Slide Expansion Joint over the plain spigot ends of the two pipe until it hits the internal stop for positive positioning.
3. Tighten clamps to 60 inch-lbs. or torque.
4. Support pipe and pressure test* for leaks before concealing joint.



*Maximum test pressure
4.3 PSI (29.6 KPA)

United States
PH: 810-653-9626
FX: 810-653-8714

www.fernco.com

Canada
PH: 519-332-6711
FX: 519-332-8610