



STYLIST GROUP

SPECIFICATION

Seamless die-drawn construction of type 304, 18-8 stainless steel. Interior and top surfaces polished to a non-porous Hand-Blended Just Finish with high-lighted bowl rim. Fully coated underside insulates for sound, and absorbs condensation. Straight-sided compartment with $1\frac{3}{4}$ " radius corners provides greater capacity. Self-rimming top mount Grip-Rim Plus with 300 series stainless steel mounting channels. Conforms to ASME/ANSI A112.19.3M. Drain punch #35 centered for Just J-35 unless otherwise specified.

☐ **TYPE 316 STAINLESS STEEL**(check if applicable)



**AVAILABLE
ADA COMPLIANT**

Most 18 gauge units are available in depths 4 1/2" to 6 1/2" to accommodate installation compliant with "ADA" requirements. Refer to the Drop-In ADA section of your standard Just binder for detailed information.

To be specified :

■ Faucet hole punching:

- ☐ (1) Hole Centered
- ☐ (2) Holes on 4" centers
- ☐ (3) Holes on 4" centers(illustrated)
- ☐ (4) Holes on 4" centers

☐ Alternate Punching:

Faucet Model: _____
Punching required: _____

MODEL NO.	A	B	C	D	E	F	CUTOUT*
DL-2133-A-GR**	21	33	14	8	3-1/2	1-3/4	20-1/4 x 32-1/4
DL-2137-A-GR	21	37	16	7-1/2	3-1/2	1-3/4	20-1/4 x 36-1/4
DL-2143-A-GR	21	43	19	7-1/2	3-1/2	1-3/4	20-1/4 x 42-1/4
DL-2233-A-GR**	22	33	14	8	4-1/2	2	21-1/4 x 32-1/4
DL-2237-A-GR	22	37	16	7-1/2	4-1/2	2	21-1/4 x 36-1/4
DL-2243-A-GR	22	43	19	7-1/2	4-1/2	2	21-1/4 x 42-1/4

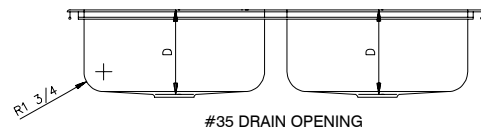
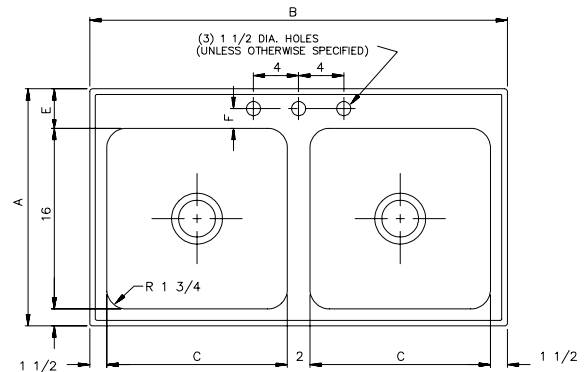
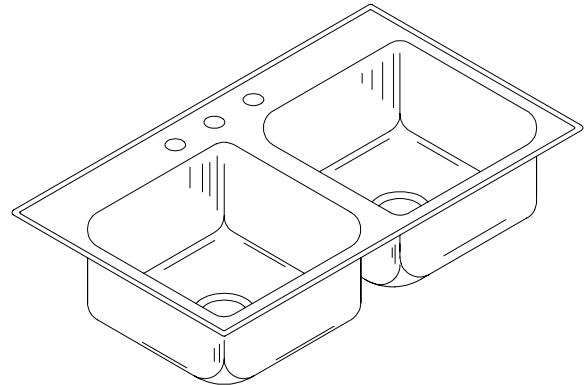
* Cutout dimensions shown (Front-to-Back) x (Left-to-Right) - Corners of cutout may be square or up to 1/2" radius.

** This model has 1 1/8" center partition and 1 15/16" end flanges.

FUNCTIONAL DESIGN, QUALITY, AND SPECIFICATIONS LISTED DESCRIBE THE JUST STANDARD OF QUALITY. WHEN MAKING COMPARISONS WITH OTHER OFFERINGS, INSIST ON THE JUST QUALITY OF CONSTRUCTION. FOR ADDITIONAL INFORMATION REGARDING THE COMPLETE LINE OF JUST SINKS, FAUCETS AND DRAINS, VISIT OUR WEB SITE AT **www.justmfg.com**

DL - SERIES - A - 18 GA.

**GENEROUS CAPACITY - LEDGE TYPE
DOUBLE BOWL**



Job Name _____
Customer _____
Architect/Engineer _____

APPROVED FOR MANUFACTURING

MODEL NO. _____ QTY. _____
COMPANY _____
TITLE _____ DATE _____
SIGNATURE _____

JUST MANUFACTURING COMPANY

9233 KING STREET . FRANKLIN PARK . ILLINOIS . 60131-2111

PH: 847-678-5150

FAX: 847-678-6817

E-MAIL: custserv@justmfg.com

www.justmfg.com

REVISED-5/2004