



# 4" MINIATURE UNIVERSAL TC HOUSING

## INCANDESCENT LAMPS

## TC1

Project: \_\_\_\_\_

Fixture Type: \_\_\_\_\_

Location: \_\_\_\_\_

Contact/Phone: \_\_\_\_\_

### PRODUCT DESCRIPTION

TC Housing design for use in non-insulated areas • If installed where insulation is present, the insulation must be pulled back 3" from all sides of the TC housing.

### PRODUCT SPECIFICATIONS

**Lamp** Lamp ratings based on trim selected – see reverse.

**Socket** Detachable medium base porcelain with nickel-plated copper screw shell.

**Trims** Trim selection shown on reverse.

**Labels** U.L. listed for through-branch wiring, damp locations and IP • Product thermally protected against improper use of lamps or insulation • Union made • UL Listed/CSA certified • Trim No. 11, 12, 4101, 4102 and 4181 are wet location approved for covered ceiling applications • Trims 14, 17 are wet location approved for covered ceiling applications, **when used with outdoor rated lamps.**

**Testing** All reports are based on published industry procedures; field performance may differ from laboratory performance.

Product specifications subject to change without notice.

### INSTALLATION

**Real Nail 3 Bar Hangers** Telescoping, patent-pending Real Nail 3 system permits quick placement of housing anywhere within 24" O.C. joists or suspended ceilings • Integral T-bar notch and clip secures housing in suspended ceiling grid – no accessory clips required • 24" expansion stop allows quick placement of fixture in standard grid spacing • Bars scored in two locations for fast, clean breaking, allowing housing installation in tight applications • Bars captive to mounting frame • Edge-mounted for extra strength • Captive bugle-headed ring shank nail for quick one-step installation and easy removal with claw hammer for fixture relocation • Quick-Loc slot and oversized locking set screw lock fixture in position • Bar hanger foot contoured to align to bottom of construction joist • Alternate mounting holes included.

**Junction Box** Pre-wired junction box provided with (5) ½" and (1) ¾" knockouts, (4) Non-metallic sheathed cable connectors and ground wire, U.L. listed/CSA certified for through-branch wiring, maximum 8 No. 12 AWG 90° C branch circuit conductors (4 in, 4 out) • Junction box provided with removable access plates • Knockouts equipped with pryout slots.

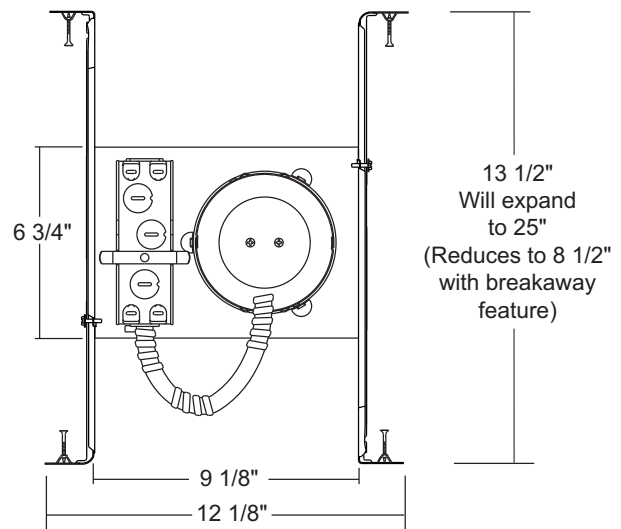
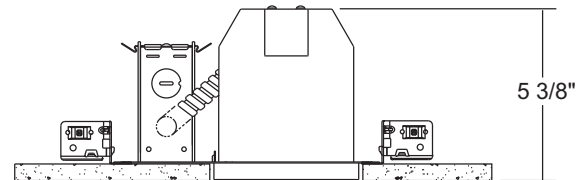
**Mounting Frame** 22-gauge die-formed galvanized steel mounting frame • 8" L x 6" W, (excluding bar hangers) • Rough-in section (junction box, mounting frame, housing and bar hangers) fully assembled for ease of installation.

**Housing** TC housing, 22-gauge galvanized steel • Housing is vertically adjustable to accommodate up to a 1¼" ceiling thickness.

### PRODUCT CODES

Catalog Number	Input Voltage	Lamp Rating (max.)
TC1	120V	R14/R16/R20/PAR16/PAR20 (See reverse for max. trim rating)

### DIMENSIONS



4 1/2" CEILING CUTOUT

### ACCESSORIES

Catalog No.	Description
4TSA	Torsion Spring Adapter (for original style housing)
GU10-WHIP	GU10 Socket Whip






















To order, specify catalog number.

# 4" MINIATURE UNIVERSAL TC HOUSING

## INCANDESCENT LAMPS

### TC1

#### TRIMS/LAMPS

Cat. No.	Description	Max. Lamp Rating	Cat. No.	Description	Max. Lamp Rating
 13-WH	2" Pinhole with Integral Shield	50W PAR20/R20	 16-WH	Scoop Wall Wash with higher inner shield	25W R14/40W R16 intermediate screw base
 14B-WH ◆◆	Black Baffle	50W PAR20/R20	 446-WH	Scoop Adjustable	50W MR16, PAR16, ES16 GU10 (Requires GU10-WHIP)
14B-SC ◆◆	Black Baffle				
14B-ABZ ◆◆	Black Baffle				
14B-BL ◆◆	Black Baffle				
14W-WH ◆◆	White Baffle				
 17C-WH ◆◆	Cone - Clear Alzak®	50W PAR20/R20	 4101-WH ◆	Beveled Dome Shower	50W PAR/R20
17G-WH ◆◆	Cone - Gold Alzak®		4101-SC ◆	Beveled Dome Shower	
17B-WH ◆◆	Cone - Black Alzak®		4101-ABZ ◆	Beveled Dome Shower	
17PT-SC ◆◆	Cone - Pewter Alzak®		 4102-WH ◆	Beveled Shower	50W PAR/R20
17W-WH ◆◆	Cone - Gloss White		4102-SC ◆	Beveled Shower	
17HZ-WH ◆◆	Cone - Haze		4102-ABZ ◆	Beveled Shower	
17WHZ-WH ◆◆	Cone - Wheat Haze		 4103FROST-WH	Beveled Cylinder	50W PAR/R20
17WHZ-ABZ ◆◆	Cone - Wheat Haze		4103FROST-SC	Beveled Cylinder	
 10-WH	Push-In Flush Gimbal Ring	50W PAR20/ 75W ES20 GU10 (Requires GU10-WHIP)	 4104HZ-SC	Beveled Cone	50W PAR/R20
10-BL	Push-In Flush Gimbal Ring		4104WHZ-ABZ	Beveled Cone	
10-SC	Push-In Flush Gimbal Ring		 4150MESH-SC	Cylinder	50W PAR/R20
10-ABZ	Push-In Flush Gimbal Ring		 4180FROST	Solid Glass Collar (torsion spring attachment)	50W PAR/R20
 18-WH	Mini Eyeball	60W PAR16	 4181CLEAR ◆	All Glass Shower (torsion spring attachment)	50W PAR/R20
 18-SC	Mini Eyeball				
 19-WH	Mini Eyeball	25W R14/40W R16 intermediate screw base			
 440-WH	Flush Gimbal Ring	50W MR16, PAR16, ES16 GU10 (Requires GU10-WHIP)			
440-BL	Flush Gimbal Ring				
440-SC	Flush Gimbal Ring				
440-ABZ	Flush Gimbal Ring (New tighter gap, uses 2" optical media)				
 445-WH	Slot Aperture Downlight or Adjustable	50W MR16, PAR16, ES16 GU10 (Requires GU10-WHIP)			
 448-WH	Eyeball with Black Baffle	50W MR16, PAR16, ES16 GU10 (Requires GU10-WHIP)			
448-SC	Eyeball with Black Baffle				
 11-WH ◆	Drop Opal	50W PAR20/R20			
 12W-WH ◆	Shower Trim, frosted perimeter lens	50W PAR20/R20			
12W-SC ◆	Shower Trim, frosted perimeter lens				
12W-ABZ ◆	Shower Trim, frosted perimeter lens				

Trim Size: 5" O.D.

**Trim Finish:** ABZ - Classic Aged Bronze, BL - Black, GP - Graphite, PW - Plastic White (Polycarbonate material shower trim), SC - Satin Chrome, SL - Silver, WH - White.

Alzak is a registered trademark of Alcoa Corp.

Note: In Canada when insulation is present, Type IC fixtures must be used.

◆ UL Listed for use in wet location.

◆◆ UL Listed for use in wet location with outdoor rated lamp.



1300 S. Wolf Road • Des Plaines, IL 60018 • Phone (847) 827-9880 • Fax (847) 827-2925  
220 Chrysler Drive • Brampton, Ontario • Canada L6S 6B6 • Phone (905) 792-7335 • Fax (905) 792-0064  
Visit us at [www.junolightinggroup.com](http://www.junolightinggroup.com)

Printed in U.S.A. ©2009 Juno Lighting, LLC.