



when it really counts

**2017/2018
Power Tools
+ Accessories**

metabo[®]

PROFESSIONAL POWER TOOL SOLUTIONS

WHAT YOU EXPECT FROM PROFESSIONAL POWER TOOLS: METABO DELIVERS.




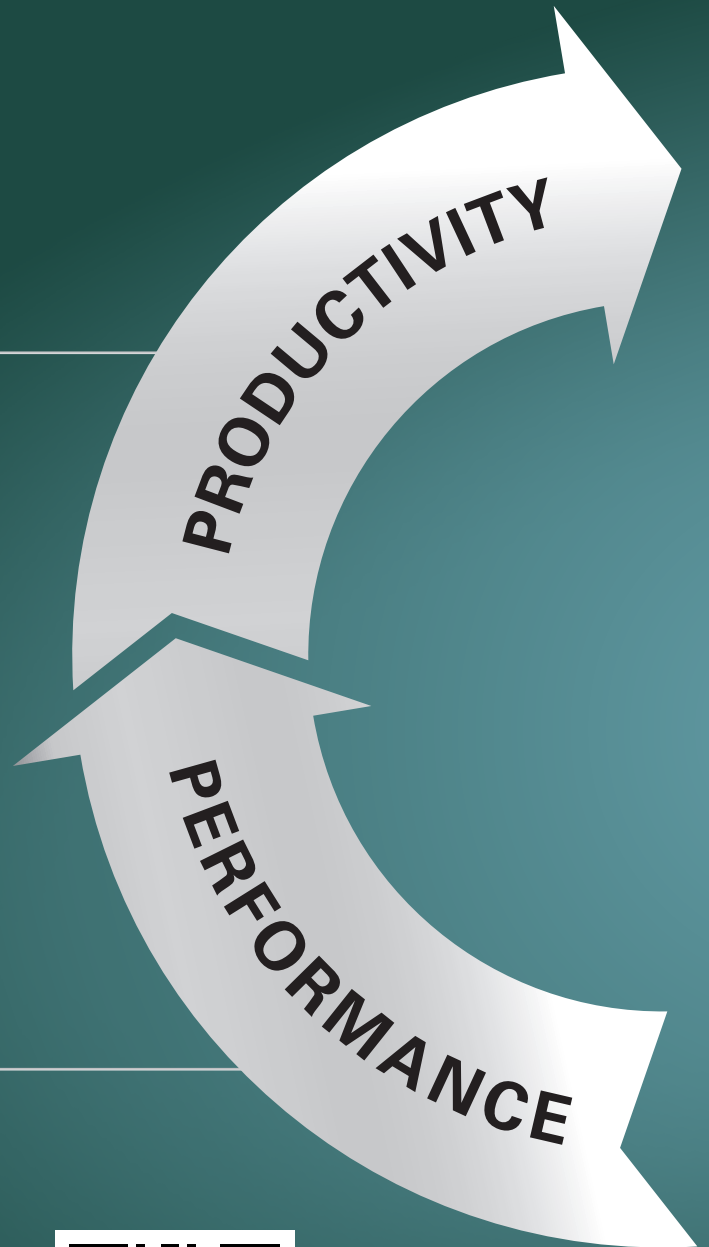
ULTIMATE PRODUCTIVITY

We know you expect your power tools to deliver high productivity. Our goal is to create system solutions with the highest productivity, saving time and money when using our products.



PERFORMANCE


Metabo power tool and accessory systems are designed to exceed expectations: for all your applications, our solutions will perform better than any other system, making sure you get a better job done faster.





MAXIMUM SAFETY

The less time lost due to work-related injuries, the higher your productivity and the lower your costs. Our products offer utmost safety and protection for the user - with this, we are continuously setting new standards in the market.



QUALITY

Perhaps the most integrated power tool manufacturer, Metabo controls the quality of its manufacturing processes with the tightest tolerances. From aluminum die-casting to injection composite molding, we know what drives quality inside a tool. We use the highest quality raw materials to build our motors - you can feel the difference.

MADE IN GERMANY: INNOVATION IS OUR TRADITION.

In every Metabo tool, there is traditional German engineering ingenuity. Since 1924 we have been developing innovative ideas in our Nürtingen plant and have been implementing them into pioneering tools and perfecting accessories for professional users directly on the site. Our service, tailor-made to your requirements, also makes us a strong partner for the industrial sector.



Aluminum foundry



Engineering



Plastic injection molding



Mold construction



Mechanical production



Assembly



Steel parts with
hardening plant

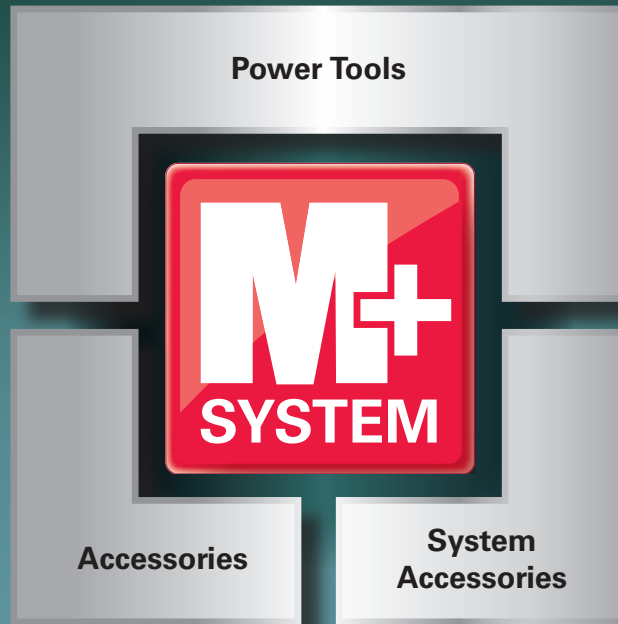


Motor production

THE PRODUCTIVITY TURBO:

APPLICATION MATCHED SYSTEMS = HIGHEST PRODUCTIVITY

As a system provider, we support the performance power of our tools with an optimally coordinated range of system accessories and accessories. Only this way will you achieve the productivity, long service life, and reliability that you rightly expect from a Metabo tool.



Everything to complete your job.

We offer a complete range; cutting, grinding and finishing accessories, carbide bits, chucks and many more in reliable Metabo quality.



Everything that makes your tool even more efficient.

Dust extraction systems, job matched guards, accessory handles for maximum ergonomics and cordless technology that allows you to work anywhere!


Your benefits

With Metabo accessories and system accessories you can:

- Optimize the use, performance and efficiency of Metabo tools
- Rely on highest quality, durability and reliability
- Save money: Metabo systems offer the lowest overall cost of operation

FAST, PROFESSIONAL, ECONOMICAL... METABO'S REPAIR SERVICE.

Metabo tools and accessories stand for highest quality and reliability. However, should damage occur, Metabo Service will take care to provide a fast solution:
Decrease downtime with the fast and efficient Metabo repair service. Thanks to our sophisticated repair logistics, we strive to ensure that your tool will be repaired and leave our repair service within a maximum of 72 hours.





3-Year Warranty

See page 134 for more information.

8-Year Availability Guarantee on Spare Parts

8 Year availability guarantee on spare parts. We realize your tool is important to you, and you want to keep it running as long as possible. When we make changes, you can be sure spare parts will be available for your tool for 8 years after its discontinuation date.

Online Service at www.metabo-service.com

You can use our online service at www.metabo.com and find important product information, such as spare parts lists or user manuals.



Competent Product and Application Advice

If you have a particular question about Metabo products or applications, our competent and experienced service staff is at your disposal to provide personal support for your individual requirements. Call us at 1-800-638-2264 ext. 3.



Angle Grinders 10

Angle Grinders 4 1/2"	16
Angle Grinders 4 1/2" - 5"	18
Angle Grinders 6"	20
Rat Tail Grinders 4 1/2" - 6"	22
Rat Tail Grinders 6" - 7"	23
Flat Head Angle Grinders	24
Variable Speed Angle Grinders	26, 109
Angle Grinder Accessories	27
Angle Grinders 7" - 9"	28

01



Abrasives 30

Cutting Wheels Type 1 & 27	37
Grinding Wheels Type 27	42
Flap Discs Type 27 & 29	44
Resin Fiber Abrasive Discs	46
Flat Head Angle Grinder Abrasives	47
Cup Wheels	48
Wire Cup Brushes, Wire Wheels, Wire Brushes	49

02



Metal Solutions 50

Beveling Tools	52
Die Grinders	56
Die Grinder Accessories	57
Stainless Steel Tools	59
Stainless Steel Accessories	65
Bench Grinders	72
Bench Grinder Abrasives	73
Chop Saw	74
Drills	75
Drill Presses	76
Drill Accessories	77

03





Cordless Solutions	78
Cordless Fabrication Shop	80
Angle Grinders 4-1/2"-5"	84
Angle Grinders 9"	85
Die Grinders	86
Stainless Steel Tools	87
Band Saw, Beveling Tool, Tapping Tool	88
Impact Drivers and Wrenches	89
Drill/Drivers and Hammer Drills	90
Drywall Screwguns and Caulking Guns	92
Rotary Hammers and Mixer	93
Saws	94
Jig Saw/Recip Saw Blades	96
Cordless Lights, Shop Fan, Blower	98
Cordless Accessories and Chargers	99
Screwdriver Bits, Bit Holders, Nutsetters & Bit Sets	100

04



Concrete & Masonry Solutions	102
Concrete Grinders	104
Surface Prep Kit	105
Masonry Cutting-Scoring	106
Tuck Point Kit, Wall Chaser	107
Dry Polisher and Wet Polisher	108
Variable Speed Angle Grinders 4 1/2" - 5"	26, 109
Vacuum	110
Hammer Drills	111
Rotary Hammers	113
Multi-Hammers, Combination Hammers and Universal	114
Demolition and Chipping Hammers	117
Rotary Hammer Accessories	118
Chisels and Bits	119

05

Woodworking and Heat Guns	124
Sanders	126
Sander Accessories	127
Jig Saws / Jig Saw Accessories / Paint Remover	128
Heat Guns	129

06

Carrying Cases, Service Centers and Warranty Information	130
---	------------






Angle Grinders

- **Patented flathead grinders** access acute angles as tight as 39°
- **Safety brake** versions stop wheels in 2 seconds or less
- Patented mechanical **safety slip clutch** reduces the risk of grinder kickback and wheel breakage
- **Anti-vibration systems** reduce hand/arm vibrations by 60% and extends wheel and tool life up to 100%
- **Electronic performance monitoring** increases productivity and service life up to 100% over competitive tools

Angle Grinder Key Features



S-Automatic Safety Clutch:

- Increased safety, predictable handling.
- Clutch helps to protect operator from kick back



Auto-balance System:

- 50% greater wheel life
- 50% greater tool life
- Reduced likelihood of work related disorders



VibraTech (MVT) Handle:

- Reduces vibration by up to 60% compared to other handles. The risk of "White Finger Syndrome" caused by vibration exposure over the workers' lifespan is reduced considerably!




LongLife Motor with Winding Protection Grid:

- for quicker material removal and longer service life

"Quick" Toolless Wheel Change System:

- Metabo quick wheel change system allows for safe, tool-free wheel change



Cruise Control Electronics


Rear Air Intake:

- Maximizes flow of cooling air, for increased protection from overheating and overload

Drop Secure Ring / Rear Tether Attachment Point



Tether shown not included



Paddle Switch with Deadman Function:

- Ergonomic non-slip switch promotes safer grinder use



Rat Tail Versions also Available



Brake Technology:

- Stops grinding wheel in under 2 seconds
- Stops thin cutting wheels in under 1 second
- Greatly reduces the likelihood of injury from kickback or loss of control

Note: features depend on specific model



Rear vents:
Optimize air flow for cooler operation



Gear housing can be rotated at 90° steps:
For left-handed operation or for cutting



Multi-position safety handle #627362000
Infinite adjustment of the side handle for ergonomic, low-fatigue working (e.g. for cutting jobs, left-handed users or in confined spaces)

Unmatched Safety

- **Metabo S-Automatic Safety Clutch**
 - Reduces the chance of kick-back during jams
 - Greatly reduces the likelihood of shattered cutting wheels and gear damage
 - *50 Years of the Safety Clutch...*
A Metabo exclusive since 1966
- **Auto-Balance System**
 - Reduces vibrations from the wheel by 50%
 - Up to 100% longer wheel life
 - Up to 50% longer tool life
 - Considerably reduces the risk of “White Finger Syndrome”
- **World’s Fastest Brake System**
 - Stops thin cutting wheels in under 1 second
 - Stops grinding wheels in under 2 seconds
 - Greatly reduces kick-back risk and loss of control
- **Metabo VibraTech (MVT) Handle**
 - Reduces hand / arm vibration by up to 60%
 - Reduced risk of work related fatigue / disorders
- **Drop Secure**
 - Secure tethering eye at the rear of the tool for attachment to a lanyard.
- **Non-Locking Paddle Switch**
 - OSHA preferred and required by many safety regulations



Greater Productivity and Ergonomics

- **Rear Air Intake = Cooler Operation**
 - Eliminates the possibility of blocking air intake with bulky work gloves
- **Compact Motor**
 - Slimmer and easier to grip handle
 - Available in rat tail handle
- **Electronics = Longer Life + Higher Productivity**
 - Constant speed under load for increased productivity
 - Protection against accidental re-start
 - Adjustable speed for specific applications
 - Soft start for longer tool life
- **M-Quick Toolless Wheel Change System**
 - M-Quick system allows for safe, tool-free wheel change even while wearing gloves

Angle Grinder Features Reference Guide

Safety

Productivity


Metabo S-Automatic Safety Clutch



Metabo VibraTech (MVT) Handle



LongLife Motor with Winding Protection Grid



Non-Locking Paddle Switch



World's Fastest Brake System



M-Quick Toolless Wheel Change System




Auto-Balance System



Drop Secure



Electronics



Look for the above icons on your grinder



DROP SECURE

Reduce Your Drop Zone Risk

A 6.5 lbs. angle grinder dropped from 30 ft. can strike with over 600 lbs. of deadly force!



'Drop Secure' Angle Grinders

Another added safety feature from Metabo...



- Secure tethering eye at the rear of the tool for attachment to a lanyard. Attachment is out of the operator's way



- Metabo's exclusive mechanical brake system stops grinding disc under 2 seconds, thin cutting wheel under 1 second



- Includes the proven S-Automatic Safety Slip Clutch that helps to prevent kickback



	Model No.	Order No.	Wheel Size	Amps	Rated RPM	Mechanical Safety Slip Clutch	Mechanical Brake	Soft Start	Cruise Control Electronics	Vibration Reduction System
Body Grip	WPB 12-150 Quick DS	600445420	6"	10.5	9,600	X	X			
	WEPBA 17-125 Quick DS	600549420	4-1/2" / 5"	14.5	11,000	X	X	X	X	X
	WEPBA 17-150 Quick DS	600553420	6"	14.5	9,600	X	X	X	X	X
Rat Tail	WEPBA 17-125 Quick RT DS	600605420	4-1/2" / 5"	14.5	11,000	X	X	X	X	X
	WEPBA 17-150 Quick RT DS	600606420	6"	14.5	9,600	X	X	X	X	X
	WEPB 19-180 Quick RT DS	601096420	7"	15.0	8,200	X	X	X	X	

4 1/2" ANGLE GRINDERS



W 750-115
4 1/2" Angle Grinder



W 850-115
4 1/2" Angle Grinder






WP 850-115
4 1/2" Angle Grinder with
Non-locking Paddle Switch



W 9-115
4 1/2" Angle Grinder



W 9-115 Kit
4 1/2" Angle Grinder

Model	W 750-115 601230420	W 850-115 601232420	WP 850-115 601234420	W 9-115 Kit 600354850	W 9-115 600354420
Key Safety Features					
Maximum wheel diameter	4 1/2"	4 1/2"	4 1/2"	4 1/2"	4 1/2"
Amps	7.0	8.0	8.0	8.5	8.5
Rated input watts	750	850	850	900	900
No-load speed (RPM)	11,000	11,000	11,000	10,500	10,500
Switch Type	Lock-on slide	Lock-on slide	Non-locking paddle	Lock-on slide	Lock-on slide
Motor	Heavy Duty	Heavy Duty	Heavy Duty	LongLife	LongLife
AC/DC capability	AC	AC	AC	AC/DC	AC/DC
Safety brake					
Metabo safety slip clutch				•	•
Quick wheel change system					
Electronic: Power interruption protection, clutch, overload protection					
Rotatable gear housing				•	•
Burst-proof guard	•	•	•	w/ 7 stops	w/ 7 stops
Ergonomic side handle	•	•	•	•	•
Auto-stop carbon brushes	•	•	•	•	•
Winding protection grid				•	•
Tool weight	4.4 lbs.	4.7 lbs.	4.7 lbs.	4.6 lbs.	4.6 lbs.
Standard equipment:					
Type 27 wheel guard	339203660	339203660	339203660	339204490	339204490
Side handle	314000540	314000540	314000540	314000540	314000540
Inner flange	341031290	341031290	341031290	341031290	341031290
Locking nut	341101480	341101480	341101480	341101480	341101480
Spanner wrench	623934000	623934000	623934000	623934000	623934000
Carrying case				344454180	
Diamond wheel				624306000	
Optional equipment:					
Steel type 1 cutting guard	630366000	630366000	630366000	US339203030	US339203030
Quick-clip on type 1 cutting guard				630351000	630351000

4 1/2" ANGLE GRINDERS



W 9-115 Quick
4 1/2" Angle Grinder



BRUSHLESS
WPB 18 LTX BL 115 Quick
4 1/2" Brushless Paddle
Switch Angle Grinder with
Brake









W 1100-115
4 1/2" Angle Grinder



WP 9-115 Quick
4 1/2" Angle Grinder
with Non-locking Paddle Switch



WP 12-115 Quick
4 1/2" Angle Grinder
with Non-locking
Paddle Switch

Model	WPB 18 LTX BL 115 Quick	W 9-115 Quick 600371420	WP 9-115 Quick 600380420	W 1100-115 601236420	WP 12-115 Quick 600410420
5.5Ah Kit: ASC30-36 Chgr + 2 LiHD 5.5 Ah Batteries					
Bare Tool:	613074620				
	613074860				
Key Safety Features	 		 		  
Maximum wheel diameter	4 1/2"	4 1/2"	4 1/2"	4 1/2"	4 1/2"
Amps		8.5	8.5	10	10.5
Rated input watts		900	900	1,100	1,250
No-load speed (RPM)	9,000	10,500	10,500	11,000	11,000
Switch Type	Non-Locking Paddle	Lock-on slide	Non-locking paddle	Lock-on slide	Non-locking paddle
Motor	Brushless	LongLife	LongLife	Heavy Duty	LongLife
AC/DC capability	18V DC	AC/DC	AC/DC	AC	AC/DC
Safety brake	•				
Metabo safety slip clutch		•	•		•
Quick wheel change system	•	•	•		•
Electronic: Power interruption protection, clutch, overload protection	•				
Rotatable gear housing		•	•		•
Burst-proof guard	•	w/ 7 stops	w/ 7 stops	•	w/ 7 stops
Side handle	Vibration dampened	Vibration dampened	Vibration dampened	Ergonomic	Anti-vibration
Auto-stop carbon brushes		•	•	•	•
Winding protection grid		•	•		•
Tool weight	5.7 lbs. (incl. batt)	4.6 lbs.	4.6 lbs.	5.2 lbs.	5.3 lbs.
Standard equipment:					
2 - 18V 7.0 Ah LiHD ext. batteries*	625345000				
2 - 18V 5.5 Ah LiHD ext. batteries*	625342000				
Type 27 wheel guard	339203480	339204490	339204490	339203960	339204490
Side handle	316046590	316046590	316046590	314000540	314000970
Inner flange	341031290	341031290	341031290	341031290	341031290
Locking nut	316062590	316055450	316055450	341101480	316055450
Spanner wrench				623934000	
Carrying case	Kit only				
Optional equipment:					
Type 1 cutting guard (steel)		US339203030	US339203030	630366000	US339203030
Quick-clip on type 1 cutting guard	630351000	630351000	630351000		630351000
Dust filter	313062620				630792000

4 1/2" - 5" ANGLE GRINDERS



W 850-125
4 1/2" - 5" Angle Grinder



W 1100-125
4 1/2" - 5" Angle Grinder



WP 9-125 Quick
4 1/2" - 5" Angle Grinder
with Non-locking Paddle Switch



W 12-125 Quick
4 1/2" - 5" Angle Grinder

W 9-125
4 1/2" - 5" Angle Grinder

Model	W 850-125 601233420	W 9-125 600376420	WP 9-125 Quick 600384420	W 1100-125 601237420	W 12-125 Quick 600398420
Key Safety Features					
Maximum wheel diameter	4 1/2" - 5"	4 1/2" - 5"	4 1/2" - 5"	4 1/2" - 5"	4 1/2" - 5"
Amps	8.0	8.5	8.5	10	10.5
Rated input watts	850	900	900	1,100	1,250
No-load speed (RPM)	11,000	10,500	10,500	11,000	11,000
Switch Type	Lock-on slide	Lock-on slide	Non-locking paddle	Lock-on slide	Lock-on slide
Motor	Heavy Duty	LongLife	LongLife	Heavy Duty	LongLife
AC/DC capability	AC	AC/DC	AC/DC	AC	AC/DC
Mechanical brake technology					
Drop secure tethering point					
Auto-balance vibration control					
Metabo safety slip clutch		•	•		•
Quick wheel change system			•		•
Electronic features:					
Electronic speed stabilization					
Power interruption protection					
Soft start feature					
Overload protection w/ LED					
Rotatable gear housing		•	•		•
Burst-proof guard	•	w/ 7 stops	w/ 7 stops	•	w/ 7 stops
Side handle	Ergonomic	Vibration dampened	Vibration dampened	Ergonomic	Anti-vibration
Auto-stop carbon brushes	•	•	•	•	•
Winding protection grid		•	•		•
Tool weight	4.4 lbs.	4.6 lbs.	4.6 lbs.	5.4 lbs.	5.5 lbs.
Standard equipment:					
Type 27 wheel guard	339204770	339204500	339204500	339209420	339204500
Side handle	314000540	314000540	316046590	314000540	314000970
Inner flange	341031290	341031290	341031290	341031290	341031290
Locking nut	341101480	341101480	316055450	341101480	316055450
Spanner wrench	623934000	623934000		623934000	
Optional equipment:					
Type 1 cutting guard (steel)		US339203040	US339203040		US339203040
Quick-clip on type 1 cutting guard	630352000	630352000	630352000	630352000	630352000
Dust filter					630709000
Multiple position side handle bar		627362000	627362000		627362000

4 1/2" - 5" ANGLE GRINDERS



WPB 12-125 Quick
4 1/2" - 5" Angle Grinder
with Non-locking Paddle
Switch and Brake



WEPBA 17-125 Quick
Electronic 4 1/2" - 5" Angle
Grinder with Non-locking
Paddle Switch, Brake and
Auto-balance



WE 15-125 Quick
4 1/2" - 5" Angle Grinder
with Non-locking Paddle Switch



WEP 15-125 Quick
4 1/2" - 5" Angle Grinder
with Non-locking Paddle Switch

**WORLD'S FIRST
1700 WATT, 14.5 Amp
SMALL ANGLE GRINDER!**



WEPBA 17-125 DS Quick
Electronic 4 1/2" - 5" Angle
Grinder with Non-locking
Paddle Switch, Brake,
Auto-balance
and Drop Secure **NEW**

Model	WPB 12-125 Quick 600428420	WE 15-125 Quick 600448420	WEP 15-125 Quick 600476420	WEPBA 17-125 Quick 600548420	WEPBA 17-125 Quick DS 600549420
Key Safety Features	   	 	  	    	     
Maximum wheel diameter	4 1/2" - 5"	4 1/2" - 5"	4 1/2" - 5"	4 1/2" - 5"	4 1/2" - 5"
Amps	10.5	13.5	13.5	14.5	14.5
Rated input watts	1,250	1,550	1,550	1,700	1,700
No-load speed (RPM)	11,000	11,000	11,000	11,000	11,000
Switch Type	Non-locking paddle	Slide locking	Non-locking paddle	Non-locking paddle	Non-locking paddle
Motor	LongLife	LongLife	LongLife	LongLife	LongLife
AC/DC capability	AC/DC	AC	AC	AC	AC
Mechanical brake technology	•			•	•
Drop secure tethering point					•
Auto-balance vibration control				•	•
Metabo safety slip clutch	•	•	•	•	•
Quick wheel change system	•	•	•	•	•
Electronic features:		•	•	•	•
Electronic speed stabilization		TC	TC	TC	TC
Power interruption protection		•	•	•	•
Soft start feature		•	•	•	•
Overload protection w/ LED		•	•	•	•
Rotatable gear housing	•	•	•	•	•
Burst-proof guard w/ 7 stops	•	•	•	•	•
Side handle	Anti-vibration	Anti-vibration	Anti-vibration	Anti-vibration	Anti-vibration
Auto-stop carbon brushes	•	•	•	•	•
Winding protection grid	•	•	•	•	•
Tool weight	5.7 lbs.	5.7 lbs.	5.7 lbs.	6 lbs.	6 lbs.
Standard equipment:					
Type 27 wheel guard	339204500	339204500	339204500	339204500	339204500
Side handle	314000970	314000970	314000970	314000970	314000970
Inner flange	341031290	341031290	341031290		
Locking nut	316055450	316055450	316055450	316055450	316055450
Spanner wrench					
Optional equipment:					
Type 1 cutting guard (steel)	US339203040	US339203040	US339203040	US339203040	US339203040
Quick-clip on type 1 cutting guard	630352000	630352000	630352000	630352000	630352000
Dust filter	630792000	630792000	630792000	630792000	630792000
Multiple position side handle bar	627362000	627362000	627362000	627362000	627362000

6" ANGLE GRINDERS

BRUSHLESS



WPB 18 LTX BL 150 Quick
6" Brushless Paddle
Switch Angle Grinder
with Brake



WP 12-150 Quick
6" Angle Grinder
with Non-locking Paddle Switch



WPB 12-150 Quick
6" Angle Grinder
with Non-locking
Paddle Switch and
Brake


















W 12-150 Quick
6" Angle Grinder



WPB 12-150 Quick
6" Angle Grinder
with Non-locking Paddle
Switch, Brake and Drop
Secure

NEW

Model	WPB 18 LTX BL 150 Quick	W 12-150 Quick 600407420	WP 12-150 Quick 600418420	WPB 12-150 Quick 600432420	WPB 12-150 Quick DS 600445420
7.0Ah Kit: ASC30-36 Chgr + 2 LiHD 7.0 Ah Batteries Bare Tool:	613076640 613076860				
Key Safety Features	 	 	  	  	    
Maximum wheel diameter	6"	6"	6"	6"	6"
Amps		10.5	10.5	10.5	10.5
Rated input watts		1,250	1,250	1,250	1,250
No-load speed (RPM)	9,000	9,600	9,600	9,600	9,600
Switch Type	Non-locking paddle	Lock-on slide	Non-locking paddle	Non-locking paddle	Non-locking paddle
Motor	Brushless	LongLife	LongLife	LongLife	LongLife
AC/DC capability	18V DC	AC/DC	AC/DC	AC/DC	AC/DC
Safety brake	•			•	•
Mechanical brake technology				•	•
Drop secure tethering point					•
Metabo safety slip clutch		•	•	•	•
Quick wheel change system	•	•	•	•	•
Electronic: Power interruption protection, clutch, overload protection	•				
Rotatable gear housing	Rotatable battery pack	•	•	•	•
Burst-proof guard	•	w/7 stops	w/7 stops	w/7 stops	w/7 stops
Anti-vibration side handle		•	•	•	•
Auto-stop carbon brushes		•	•	•	•
Winding protection grid		•	•	•	•
Tool weight	5.7 lbs. (incl. batt.)	5.5 lbs.	5.5 lbs.	6 lbs.	6 lbs.
Standard equipment:					
2 - 18V 7.0 Ah LiHD ext. batteries*	625345000				
2 - 18V 5.5 Ah LiHD ext. batteries*	625342000				
Type 27 wheel guard	339204450	339204510	339204510	339204510	339204510
Side handle	316046590	314000970	314000970	314000970	314000970
Inner flange	341031290	341031290	341031290	341031290	341031290
Locking nut	316062590	316055450	316055450	316055450	316055450
Carrying case	Kit only				
Optional equipment:					
Quick-clip on type 1 cutting guard	630353000	630353000	630353000	630353000	630353000
Dust filter	316062620	630709000	630792000	630792000	630792000
Multiple position side handle bar		627362000	627362000	627362000	627362000

6" ANGLE GRINDERS



WE 15-150 Quick
Electronic 6" Angle Grinder



WEPBA 17-150 Quick
Electronic 6" Angle Grinder
with Non-locking Paddle
Switch, Brake and
Auto-balance



WEP 17-150 Quick
Electronic 6" Angle
Grinder with
Non-locking
Paddle Switch






















WEP 15-150 Quick
Electronic 6" Angle Grinder
with Non-locking Paddle Switch

**WORLD'S FIRST
1700 WATT SMALL
ANGLE GRINDER!**



WEPBA 17-150 Quick
Electronic 6" Angle Grinder
with Non-locking
Paddle Switch, Brake,
Auto-balance and Drop
Secure

NEW

Model	WE 15-150 Quick 600464420	WEP 15-150 Quick 600488420	WEP 17-150 Quick 600507420	WEPBA 17-150 Quick 600552420	WEPBA 17-150 Quick DS 600553420
Key Safety Features	 	  	  	    	     
Maximum wheel diameter	6"	6"	6"	6"	6"
Amps	13.5	13.5	14.5	14.5	14.5
Rated input watts	1,550	1,550	1,700	1,700	1,700
No-load speed (RPM)	9,600	9,600	9,600	9,600	9,600
Switch type	Lock-on slide	Non-locking paddle	Non-locking paddle	Non-locking paddle	Non-locking paddle
Motor	LongLife	LongLife	LongLife	LongLife	LongLife
AC/DC capability	AC	AC	AC	AC	AC
Mechanical brake technology				•	•
Drop secure tethering point					•
Metabo safety slip clutch	•	•	•	•	•
Quick wheel change system	•	•	•	•	•
Electronic features:					
Electronic speed stabilization	TC	TC	TC	TC	TC
Power interruption protection	•	•	•	•	•
Soft start feature	•	•	•	•	•
Overload protection w/ LED	•	•	•	•	•
Rotatable gear housing	•	•	•	•	•
Burst-proof guard w/ 7 stops	•	•	•	•	•
Anti-vibration side handle	•	•	•	•	•
Auto-stop carbon brushes	•	•	•	•	•
Winding protection grid	•	•	•	•	•
Tool weight	5.7 lbs.	5.7 lbs.	5.7 lbs.	6.2 lbs.	6.2 lbs.
Standard equipment:					
Type 27 wheel guard	339204510	339204510	339204510	339204510	339204510
Quick-clip on type 1 cutting guard	630353000	630353000	630353000	630353000	630353000
Side handle	314000970	314000970	314000970	314000970	314000970
Inner flange	341031290	341031290	341031290		
Locking nut	316055450	316055450	316055450	316055450	316055450
Optional equipment:					
Steel type 1 guard	US339203050	US339203050	US339203050	US339203050	US339203050
Dust filter	630709000	630792000	630792000	630792000	630792000
Multiple position side handle bar	627362000	627362000	627362000	627362000	627362000

4 1/2" - 5" RAT TAIL GRINDERS



WP 1200-125 RT
5" Angle Grinder



WE 17-125 Quick RT
5" Angle Grinder

NEW










WEV 1500-125 RT
5" Variable Speed Angle
Grinder



WEPBA 17-125 Quick RT DS
5" Angle Grinder

NEW

Model	WP 1200-125 RT 601240420 US606724762	WEV 1500-125 RT 601243420	WE 17-125 Quick RT 601086420	WEPBA 17-125 Quick RT DS 600605420
# (lock-on trigger)				
Key Safety Features			  	    
Maximum wheel diameter	4 1/2" - 5"	4 1/2" - 5"	4 1/2"-5"	4 1/2"-5"
Amps	10.2	13.2	14.6	14.5
Rated input watts	1,200	1,500	1,700	1,700
No-load speed (RPM)	11,000	3,500-11,000	10,000	10,000
Switch Type	Depends on model	Locking trigger	Locking trigger	Non-locking trigger
Motor	Heavy Duty	Heavy Duty	LongLife	LongLife
AC/DC capability	AC/DC	AC	AC	AC
Mechanical brake technology				•
Drop secure tethering point				•
Auto-balance vibration control			•	•
Metabo safety slip clutch			•	•
Electronic features:				
Speed stabilization		VTC	TC	TC
Soft start feature		•	•	•
Overload protection		•	•	•
Electronic clutch		•		
Ergonomic rat tail design	•	•	•	•
Tool-less adjustable burst-proof guard	•	•	w/ 7 stops	w/ 7 stops
Side handle	Ergonomic	Ergonomic	Anti-vibration	Anti-vibration
Auto-stop carbon brushes	•	•	•	•
Tool weight	5.7 lbs.	5.8 lbs.	6.0 lbs.	6.0 lbs.
Standard equipment:				
Type 27 wheel guard	339203970	339203970	339200450	339200450
Side handle	316046590	316046590	314000970	314000970
Inner flange	341031290	341031290	341031290	341031290
Locking nut	341101480	341101480	316055450	316055450
Spanner wrench	623934000	623934000		
Optional equipment:				
Type 1 cutting guard (steel)			US339203040	US339203040
Quick-clip on type 1 cutting guard	630352000	630352000	630352000	630352000



WE 1500-150 RT
6" Angle Grinder

NEW



WEPBA 17-150 Quick RT DS
6" Angle Grinder

NEW



WEP 17-150 Quick RT
6" Angle Grinder

NEW



WEPB 19-180 Quick RT DS
7" Angle Grinder

NEW

Model
(lock-on trigger)
(non-locking switch)

WE 1500-150 RT
601242420
US601242760

WEP 17-150 Quick RT
601078420

WEPBA 17-150 Quick RT DS
600606420

WEPB 19-180 Quick RT DS
601096420

Key Safety Features



Maximum wheel diameter	6"	6"	6"	7"
Amps	13.2	14.6	14.5	15.0
Rated input watts	1,500	1,750	1,750	1,750
No-load speed (RPM)	9,600	9,600	9,600	8,200
Switch Type	Locking trigger	Non-Locking	Non-Locking	Non-Locking
Motor	Heavy Duty	LongLife	LongLife	LongLife
AC/DC capability	AC	AC	AC	AC
Mechanical brake technology			•	•
Drop secure tethering point			•	•
Auto-balance vibration control			•	•
Metabo safety slip clutch		•	•	•
Electronic features:				
Speed stabilization	TC	TC	TC	TC
Soft start feature	•	•	•	•
Overload protection	•	•	•	•
Electronic clutch	•	•	•	•
Ergonomic rat tail design	•	•	•	•
Tool-less adjustable burst-proof guard	•	w/ 7 stops	w/ 7 stops	w/ 7 stops
Side handle	Ergonomic	Anti-vibration	Anti-vibration	Anti-vibration
Auto-stop carbon brushes	•	•	•	•
Tool weight	5.5 lbs.	6.2 lbs.	6.2 lbs.	6.4 lbs.
Standard equipment:				
Type 27 wheel guard	339209450	339204510	339204510	
Side handle	316046590	314000970	314000970	314000970
Inner flange	341031290	341031290	341031290	341031290
Locking nut	341101480	316055450	316055450	316055450
Spanner wrench	623934000			
Optional equipment:				
Type 1 cutting guard (steel)	630353000	US339203050	US339203050	630383000
Quick-clip on type 1 cutting guard		630353000	630353000	
Type 27 guard for non-hubbed wheels				339204780


Boldly Grind Where No Other Grinder Can!

The Solution for Tight Spaces

The patented gear drive allows for a very low profile head design that enables grinding in angles as small as 39°, and into narrow spaces as low as 2-5/8" high.

Ergonomic design reduces fatigue, even when working on weld joints in difficult positions.

Specifically designed abrasive accessories allow the flat head grinder to work faster, saving time and money.



Patented gear design: the Metabo flat head angle grinder vs. standard angle grinders



Applications

- Metal cutting and grinding
- Metal fabrication
- Steel erection
- Pipefitting
- Ship building/maintenance
- General metal industry
- General contractors

Unmatched Safety



Typical problem...Grinder doesn't reach




Typical solution violates safety standards



THE SAFE SOLUTION - Metabo Flat Head Grinders

- **Safety Brake*** stops wheels in under 2 seconds
- **Metabo Safety Clutch** reduces the risk of kickback during jams
- **Non-Locking Paddle Switch*** (OSHA preferred and required by many safety regulations)
- **Metabo VibraTech (MVT) Handle*** reduces hand / arm vibration by up to 60%
- **Toolless, Adjustable Burst-Proof Guard with 7 Stops**

*Available on select models



70% FASTER than traditional methods of metalworking

Wire Brushes



Die Grinders



Pneumatic Scalers



4 1/2" - 6" FLAT HEAD ANGLE GRINDERS

4 1/2"-5" Flat Head Angle Grinder
WEF 9-125



4 1/2"-5" Flat Head Paddle Switch Angle Grinder
WEPF 9-125



4 1/2"-5" Flat Head Electronic Variable Speed High Torque Angle Grinder
WEVF 10-125 Quick INOX



18V 4 1/2"-5" Flat Head Paddle Switch Cordless Angle Grinder
WPF 18 LTX 125



6" Flat Head Electronic Angle Grinder
WEF 15-150 Quick



6" Flat Head Paddle Switch Electronic Angle Grinder
WEPF 15-150 Quick



6" Flat Head Paddle Switch Electronic Angle Grinder with Brake
WEPBF 15-150 Quick



Model:

Order No.: CORDED TOOL

Order No.: 7.0 LiHD Kit (ASC30-26
Charger + 2 LiHD 7.0 Ah Batteries)

Order No.: BARE TOOL

WPF 18 LTX 125

US613070620

613070860

WEF 9-125

613060420

WEPF 9-125

613069420

WEVF 10-125 Quick INOX
613080420

WEF 15-150 Quick
613083420

WEPF 15-150 Quick
613084420

WEPBF 15-150 Quick
613085420

Maximum wheel diameter	4 1/2" - 5"	4 1/2" - 5"	4 1/2" - 5"	4 1/2" - 5"	6"	6"	6"
Amps	---	8.0	8.0	9.5	13.5	13.5	13.5
No-load speed (RPM)	8,000	10,000	10,000	2,000-7,600	9,600	9,600	9,600
Minimum clearance	43° / 2-5/8"	43° / 2-5/8"	43° / 2-5/8"	43° / 2-5/8"	39° / 2-5/8"	39° / 2-5/8"	39° / 2-5/8"
Mechanical brake							•
Non-locking paddle switch	•		•			•	•
Toolless wheel change	•			•	•	•	•
Motor	18V Cordless	LongLife	LongLife	LongLife	LongLife	LongLife	LongLife
Ergonomic side handle	•	•	•	•	Metabo VibraTech	Metabo VibraTech	Metabo VibraTech
Electronic features:							
Variable speed dial				•			
Speed stabilization		TC	TC	VC	TC	TC	TC
Power interruption protection	•	•	•	•	•	•	•
Soft start feature	•	•	•	•	•	•	•
Overload protection	w/LED	•	•	w/LED	w/LED	w/LED	w/LED
Electronic safety clutch	•	•	•	•	•	•	•
Rotatable gear housing	•	•	•	•	•	•	•
Toolless, adjustable burst-proof guard w/ 7 stops	•	•	•	•	•	•	•
Standard Equipment							
Wheel guard	316055590	316055590	316055590	316055590	399204600	399204600	399204600
Side handle	616046590	616046590	616046590	616046590	314000970	314000970	314000970
Inner flange	341031290	341031290	341031290	341031290	341031290	341031290	341031290
Locking nut	341101480	341101480	341101480	341101480	316062590	316062590	316062590
Spanner wrench	623934000	623934000	623934000	623934000			
Optional Equipment							
Quick-clip on type 1 cutting guard	630355000	630355000	630355000	630355000	630378000	630378000	630378000

4 1/2"-6" VARIABLE SPEED ANGLE GRINDERS



WEV 10-125
Electronic Variable Speed
4 1/2" / 5" Angle Grinder



WEV 15-125 HT
Electronic Variable Speed
4 1/2" / 5" Angle Grinder



WEV 1500-125 RT
Electronic Variable Speed
4 1/2" / 5" Angle Grinder



WEV 15-125 Quick
Electronic Variable Speed
4 1/2" / 5" Angle Grinder



WEV 15-150 HT
Electronic Variable Speed
6" Angle Grinder

NEW

Model	WEV 10-125 600388420	WEV 15-125 Quick 600468420	WEV 15-125 HT 600562420	WEV 1500-125 RT 601243420	WEV 15-150 HT 600563420
Key Safety Features					
Maximum wheel diameter	4 1/2" - 5"	4 1/2" - 5"	4 1/2" - 5"	4 1/2" - 5"	6"
Amps	9.5	13.5	13.5	13.2	13.5
Rated input watts	1,000	1,550	1,550	1,500	1,550
No-load speed (RPM)	2,800-10,500	2,800-11,000	2,800-9,600	3,500-11,000	2,000-7,600
Switch Type	Lock-on slide	Lock-on slide	Lock-on slide	Locking trigger	Lock-on slide
Motor	LongLife	LongLife	LongLife	Heavy Duty	LongLife
Metabo safety slip clutch	•	•	•	•	•
Quick wheel change system		•			
Electronics features:					
Speed stabilization	VC	VTC	VTC	VTC	VTC
Power interruption protection		•	•		•
Soft start feature	•	•	•	•	•
Overload protection w/ LED		•	•	•	•
Rotatable gear housing	•	•	•		•
Burst-proof guard w/ 7 stops	•	•	•	•	•
Vibration dampened side handle	•		•		•
Side handle		Anti-vibration		Ergonomic	
Auto-stop carbon brushes	•	•	•	•	•
Winding protection grid	•	•	•		•
Tool weight	4.6 lbs.	5.5 lbs.	5.5 lbs.	5.8 lbs.	5.7 lbs.
Standard equipment:					
Type 27 wheel guard	339204500	339204500	339204500	339203970	339204510
Side handle	316046590	314000970	316046590	316046590	316046590
Inner flange	341031290	341031290	341031290	341031290	341031290
Locking nut	341101480	316055450	341101480	341101480	341101480
Spanner wrench	623934000		623934000	623934000	623934000
Optional equipment:					
Type 1 cutting guard (steel)	US339203040	US339203040	US339203040		US339203050
Quick-clip on type 1 cutting guard	630352000	630352000	630352000	630352000	630353000
Dust filter		630709000	630709000		630709000

Accessories



Quick-clip on type 1 cutting guard
 630351000 - 4 1/2"
 630352000 - 5"
 630353000 - 6"
 Fits W9, W/WP/WPB12, W1200, WE/WEP/WEPBA15, WEV1500, WE/WEP/WEPBA17 series grinders



627362000 Multiple Position Bar
 The 180 degree bar allows for infinite adjustment of the ergonomic side handle, which can be adjusted without tools



626730000
 CED 125 Anti-Static Shroud for concrete cutting



626731000
 CED 125 Plus Anti-Static Shroud for concrete cutting with guide rail



Dustless Convertible Shroud for concrete surface prep

655154000 For all current large angle grinders W 24 / W 26

655153000 For all current small angle grinders W 9 / W 12 / W 15 / W 17



626732000 5" Convertable shroud for concrete grinding.
 Fits all Metabo W9, 12, 15, 17, 19 series grinders.



630327000 hand guard for use on all polishers, angle sanders and grinders



655039000 Adaptor kit to mount 7" - 9" Type 27 wheels w/o hub.
 655052000 replacement nut



Flexible backing pads for using abrasive discs on angle sanders and grinders.

623279000 - 4 1/2" w/ M14-2.0 nut
 623283000 - 4 1/2" w/ 5/8-11 nut
 623284000 - 5" w/ 5/8-11 nut
 623281000 - 7" w/ 5/8-11 nut
 623282000 - 9" w/ 5/8-11 nut



628216000
 Dustless Tuck Point Guard
 Fits small angle grinders, W 9/W 12/W 15/W 17



Cup wheel guard and flange for mounting 4" - 6" Type 11 cup wheels on 7" - 9" angle grinders
 Guards: 655174000 - 4"/5", 655178000 - 6".
 Mounting flange 90357006



US630342000 Loop handle for 7" - 9" angle sander & grinders
 141110390 bolts to attach loop handle (2 required), sold separately



623262000 Loop handle for small grinders

- Flat grinding with fiber discs, diamond cup wheels, non-woven and polishing discs
- Shaping / forming edges
- Overhead work

 Fits W/WP9, WE/WEV/WEV10, W/WP/WPB 12, WE/WEV/WEV/WEPF/WEPBF 15, WEP/WEPBA 17 grinders



Dust protection filter protects motor components from harmful particles; aluminum, cloth from fiber discs and polishing fibers. Quick, tool free installation and removal
 630709000 for use with slide switch grinders
 630792000 for use with paddle switch grinders
 Fits W12-XXX through WEPBA17-XXX grinders



623276000 Cup wheel guard for mounting 3 1/8" Type 6 cup wheels on 4 1/2" - 6" angle grinders.



US655038000 Adaptor kit to mount diamond blades on 7" - 9" grinders



623934000 Straight spanner
 623910000 Offset spanner



631166000 for 7" Max. cutting depth 1-5/8"
 631167000 for 9" Max. cutting depth 2-5/8"
 Extraction guards for cutting stone, concrete, masonry
 Fit Large angle grinders, W 22 / W 24 / W 26 versions



Type 1 Steel Cut-off Wheel Guard
 4 1/2" US339203030
 5" US339203040
 6" US339203050
 7" 630383000 (For WEPBA 19 & WPB 36)
 7" 630356000 (For W 24 MVT series)
 9" 630357000 (For W 24 / W 26 MVT series)
 9" 630363000 (For WPB 36 only)

(Does not fit W 750/W 850/W 1100/W 1200/W 1500)

LARGE ANGLE GRINDERS



W 2000
7" Angle Grinder

W 24-180 MVT
7" Angle Grinder

WPB 36 LTX BL 230
9" Cordless Angle Grinder **NEW**

WPB 36-18 LTX BL 230
9" Cordless Angle Grinder

Model
(lock-on trigger)
(non-locking deadman switch)

W 2000 (7")
606418420
US606418760
606418460
(Canada)

W 24-180 MVT
606466420
US606466760
606466460
(Canada)

WPB 36 LTX BL 230
613101640
Kit: 2x 6.2 Ah LiHD batt

WPB 36-18 LTX BL 230
613102860
Bare tool

Key Safety Features

	W 2000 (7")	W 24-180 MVT	WPB 36 LTX BL 230	WPB 36-18 LTX BL 230
Maximum wheel diameter	7"	7"	9"	9"
Amps	15	15	36V LiHD	2x 18V LiHD
Rated input watts	2,000	2,400		2,400
No-load speed (RPM)	8,500	8,500		6,600
Switch Type	Depends on model	Depends on model	Non-locking paddle	
Motor	Heavy Duty	LongLife	Brushless	
AC/DC capability	AC/DC	AC/DC	36V DC	
Mechanical brake			•	
Electronic features:				
Soft start			•	
Overload protection w/ LED			•	
Safety / pinch protection			•	
Safety lock to prevent accidental switching on of the tool	•	•	•	
Burst-proof guard	•	Tool-less	Tool-less	
Ergonomic (3 position) side handle	•	•	•	
Anti-vibration (3 position) side handle	•	•	•	
Twister 3-position rear handle for cutting/grinding	•	•	•	
Auto-stop carbon brushes	•	•		
Winding protection grid		•		
Tool weight	12.5 lbs.	13.3 lbs.	13.4 lbs (incl. batt.)	13.9 lbs (incl. batt.)
Standard equipment:				
Type 27 wheel guard	316045010	316053530	316065160	
Side handle	314000280	314000960	314000960	
Optional equipment:				
Type 1 cutting guard	630386000	630356000	630363000	
Flange kit non-hubbed wheels	316064350	316064350		





W 2000
9" Angle Grinder

W 24-230 MVT
9" Angle Grinder

WEP 24-230 MVT
9" Electronic Angle Grinder

W 26-230 MVT
9" Angle Grinder

NEW

Model # (lock-on trigger) # (non-locking deadman switch)	W 2000 (9") 606420420 US606420760	W 24-230 MVT 606467420 US606467760 606467460 (Canada)	WEP 24-230 MVT 606477440	W 26-230 MVT 606474420 US606474760
Key Safety Features				
Maximum wheel diameter	9"	9"	9"	9"
Amps	15	15	15	15
Rated input watts	2000	2400	2400	2600
No-load speed (RPM)	6,600	6,600	6,600	6,600
Motor	Heavy Duty	LongLife	LongLife	LongLife
AC/DC capability	AC/DC	AC/DC	AC	AC/DC
Electronic features:				
Soft start			•	
Overload protection w/ LED			•	
Safety cut out / pinch protection			•	
Burst-proof guard	•	Tool-less	Tool-less	Tool-less
Ergonomic (3 position) side handle	•			
Anti-vibration (3 position) side handle		•	•	•
Twister 3-position rear handle for cutting/grinding		•	•	•
Auto-stop carbon brushes	•	•	•	•
Winding protection grid		•	•	•
Tool weight	12.75 lbs.	13.6 lbs.	13.6 lbs.	16.5 lbs.
Standard equipment:				
Type 27 wheel guard	316045000	316053510	316053510	339204010
Side handle	314000280	314000960	314000960	314000960
Optional equipment:				
Type 1 cutting guard	630387000	630357000	630357000	630357000
Flange kit non-hubbed wheels	316064350	316064350	316064350	316064350

Optional Equipment:

For mounting Type 1 non-hubbed wheels



US655038000 Adaptor kit to mount Type 1 diamond blades on 7" - 9" grinders.

Dustless 7" Convertible Shroud



655154000 Dustless 7" Convertible Shroud For concrete surface prep using 7" diamond cup wheels only on all current large angle grinders.

Loop Handle for Large Grinders



US630342000 Loop handle for 7" - 9" angle sander & grinders 141110390 bolts to attach loop handle (2 required), sold separately




















02



Abrasives

- Abrasives engineered to maximize the performance of Metabo angle grinders
- Large choice of wheels to match your application
- Top quality abrasives made in the US and Germany, exceeding all international standards for performance and safety

FIND THE RIGHT WHEEL FOR YOUR APPLICATION

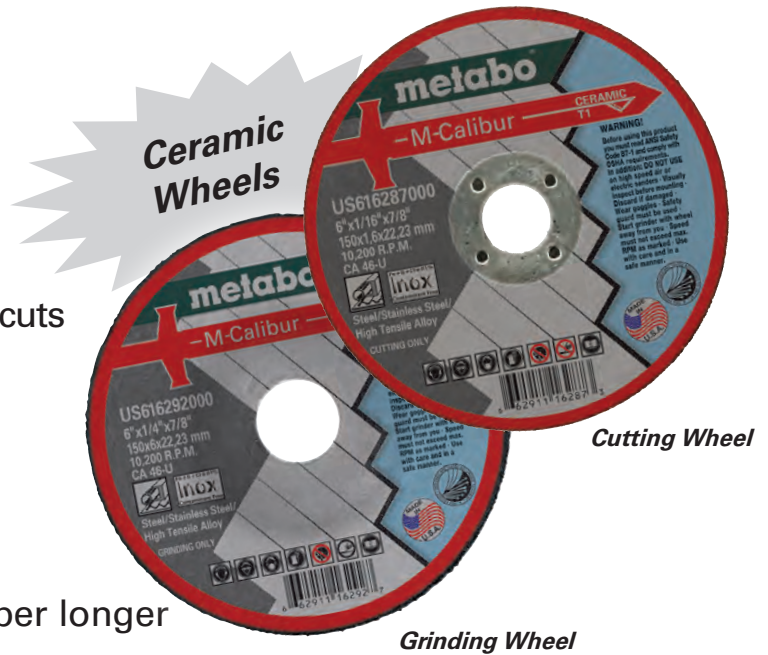
	Slicer Wheels	Grinding Wheels	Flap Discs
GOOD	<p>Original Slicer A60TZ</p> <p>Fast, cool cutting, burr free</p> <ul style="list-style-type: none"> • Ferrous metal • Stainless steel • Bar stock • Plate 	<p>Original A24N</p> <p>Aluminum Oxide general purpose wheel</p> <ul style="list-style-type: none"> • High stock removal rate • Good wheel life when grinding ferrous metals and stainless steels 	<p>Novoflex Zirconia Alumina Grain</p> 
	<p>Original Long Life Slicer A60XL / A36XL</p> <p>Longer life, tough cutting</p> <ul style="list-style-type: none"> • Ferrous metal • Stainless steel • Thin wall pipe • Tube • Sheet metals • Best for interrupted cuts 	<p>Original Long Life A24R</p> <p>Aluminum Oxide wheel with a tougher bond</p> <ul style="list-style-type: none"> • Longer wheel life and high stock removal rate when grinding ferrous metals and stainless steels 	<p>Fast stock removal, consistent blending and finishing, long service life, contaminant free</p> <ul style="list-style-type: none"> • General purpose flap disc made with high quality zirconia alumina • Steel • Stainless steel
BETTER	<p>Slicer Plus A60TX</p> <p>Fast cutting, long life</p> <ul style="list-style-type: none"> • Ferrous metal • Stainless steel • Hard alloys • Thicker sectional cuts • Heavy wall pipe • Angle iron 	<p>Plus-Z ZA24T</p> <p>Very aggressive Zirconia Alumina abrasive</p> <ul style="list-style-type: none"> • Very high stock removal rate • Extra long life and cooler grinding for heat sensitive materials due to the micro-fracture of the grains as they wear • Excellent for stainless steels and ferrous metals 	<p>Flexiamant Treated Zirconia Alumina Grain</p> 
	<p>Plus-Alu Slicer A46N</p> <p>Enhanced performance</p> <ul style="list-style-type: none"> • Specially formulated for non-ferrous metals without loading • Aluminum, copper, brass, bronze 	<p>Plus-Alu A36M</p> <p>Specially treated Aluminum Oxide</p> <ul style="list-style-type: none"> • Designed for grinding aluminum and non-ferrous metals. • Aggressive removal rates • Long wheel life without loading 	<p>Top performing zirconia alumina for aggressive stock removal, excellent service life, contaminant free</p> <ul style="list-style-type: none"> • Surperb finishing on steel • Cooler grinding on stainless steel
BEST	<p>Super Slicer A60XP</p> <p>High performance, contaminant free</p> <ul style="list-style-type: none"> • Stainless steels • Hardened alloys • High tensile alloys • Titanium 	<p>Super A36O</p> <p>Clean bond</p> <ul style="list-style-type: none"> • Contaminant free grinding of stainless steels and tougher alloys • Good removal rate • Long wheel life 	<p>Flexiamant Super Ceramic Alumina Grain</p> 
	<p>M-Calibur CA46U</p> <p>Extremely fast, longest life, contaminant free, pure ceramic alumina wheel</p> <ul style="list-style-type: none"> • For longest life in toughest applications in steels and stainless steels, inconel, titanium • Lowest cost per cut 	<p>M-Calibur CA46U</p> <p>Next Generation Ceramic abrasive grains</p> <ul style="list-style-type: none"> • Extreme material removal rates • Longest wheel life • Contaminant free grinding of stainless steels, tough alloys, and ferrous metals • Maximizes productivity when used with Metabo WE15 / WEP17 series angle grinders 	<p>High performance, contaminant free</p> <ul style="list-style-type: none"> • Specially designed for cool grinding on heat sensitive materials as well as hardened metals, stainless steels, high tensile alloys, hastalloys, inconels and titanium

Fastest, Most Aggressive Grinding/Cutting Wheels on the Market!

The M-Calibur Advantage:

- Fastest speed & maximum number of cuts
- Highest rate of material removal
- Longest wheel life
- Contaminant free
- 100% pure **ceramic** grain, stays sharper longer

Engineered for stainless steel, hardened alloy steels and carbon steels



The Metabo Advantage

The Best Choice for Maximum Performance, Maximum Safety and Lowest Overall Cost!



WEPBA 17-150 Quick DS
14.5 Amps 6" Grinder with Brake, Safety Clutch, Tethering Point...
(see page 21)

Cutting and Grinding Wheel Specifications:

The quality of cutting and grinding wheels depends on several factors: the grain (size, shape and quality) determines how aggressive a wheel is. The right mix of bonding resins, additives and fiberglass reinforcement determines the wheel life. Metabo cutting and grinding wheels are designed and manufactured in accordance with our most stringent specifications so that they, in combination with our power tools, achieve the best performance and productivity, saving time and money.



This is how to read the specification for a cutting or grinding wheel:

Specification

The combination of letters and numbers is the genetic code of the grinding wheel

Abrasive medium

- A Aluminum oxide**
 - For working with metal
- ZA Zirconia alumina**
 - Special wheels for working with metal
- C Silicon carbide**
 - For working with stone
- CA Ceramic**
 - Special wheels for working with stainless steel and metal

Grit

The higher the number, the finer the grit. We use grain sizes of 16 – 60 for cutting and grinding wheels:

- 16–24 Coarse
- 30–60 Medium

Hardness

The hardness of a grinding wheel is coded alphabetically:

- A** Very soft
- Z** Very hard

Safety Tips:

Even the world's best abrasives wheels need to be used safely. Here are some do's and do not's every operator should follow:

"Do's and Don'ts"

Do:

1. Always handle and store wheels carefully.
2. Visually inspect all wheels for possible damage before mounting.
3. Make sure the tool's operating speed never exceeds the wheel speed.
4. Always check mounting flanges for equal and correct diameter.
5. Use mounting blotters when they're supplied with wheels.
6. Make absolutely sure work rest (where required) is properly adjusted (no more than 1/8" away from wheel.)
7. Always use a safety guard covering at least half of the grinding wheel.
8. Always run newly mounted wheels at full operating speed (with guard in place) for at least one minute before grinding.
9. Always wear safety glasses and appropriate face protection when grinding.
10. Always turn coolant off before stopping wheel, to avoid an out-of-balance condition.

Don't:

1. Don't use a wheel that has been dropped.
2. Don't force a wheel onto the tool or alter the size of the mounting hole. If the wheel won't fit the tool, get one that will.
3. Don't ever exceed the maximum operating speed established for the wheel.
4. Don't use mounting flanges that are not clean, flat and designed for the wheel being used.
5. Don't tighten the mounting nut excessively.
6. Don't grind on the side of the wheel. (See ANSI B7.1 for exceptions).
7. Don't start the tool until the wheel guard is in place.
8. Don't jam work into the wheel.
9. Don't stand directly in front of a grinding wheel when a grinder is started.
10. Don't grind material for which the wheel is not designed.




Cutting and Grinding Wheels Selection Guide

A wide range of wheels for every application

Original Slicer/Original Grinding: **Fast and Flexible!**

General purpose aluminum oxide wheel for steel and stainless steel rod / rebar. Extremely fast, burr free, cool-cutting. Flexibility for flush cutting.



Long Life Original Slicer/Long Life Grinding: **Longer Life/Tough!**

Engineered aluminum oxide wheel for longer life cutting pipe, thin wall steel and stainless steel tubing, sheet metal as well as bar stock. Excellent service life.



Slicer-Plus/Plus-Z Grinding/Zirconia Grinding: **Aggressive, Cool-Cutting!**

Specially engineered with coated aluminum oxide, proprietary bond for toughest applications, thicker sectional cuts in steels, stainless steels, heavy rebar, harder metals, heavy wall pipe and angle iron. Best choice for cutting non-ferrous metals.



Super-Slicer/Super Grinding: **Extreme Performance! Ideal for Stainless Steel!**

Blended high performance abrasive grains and bonds free of Chlorine, Sulfur and Iron specifically designed for hardened metals, stainless steels, high tensile alloys, hastalloys, inconel, titanium.



M-Calibur Slicer/M-Calibur Grinding: **Extreme Heavy Duty Ceramic Performance! Ideal for Stainless Steel!**

Highest performance abrasive grains and bonds free of Chlorine, Sulfur and Iron specifically designed for hardened metals, stainless steels, high tensile alloys, hastalloys, inconel, titanium.



Ceramic Extreme Performance
Fastest Cut, Longest Wheel Life and Material Removal

CHOICE CUTS™



Industry Standard Cutting Wheels in 4-1/2", 5" and 6"



Available in a wide range of sizes; 2" to 9" diameter and in Type 1 straight and Type 27 depressed center wheels.

TYPE 1				TYPE 27			
Original Slicer - A60TZ (Fastest Cut, Flexible, Steel/Stainless Steel)							
Size	Order #	Pcs./Pkg.	Max. RPM	Size	Order #	Pcs./Pkg.	Max. RPM
4 1/2" x .040 x 7/8	655331000	100	15,000	4 1/2" x .045 x 7/8	655346000	50	13,300
5" x .040 x 7/8	655334000	50	12,225	5" x .045 x 7/8	655353000	50	12,225
6" x .040 x 7/8	655339000	50	10,200	6" x .045 x 7/8	655347000	50	10,200
Long Life Original Slicer - A60XL (Long Life, Tough, Steel/Stainless Steel)							
4 1/2" x .045 x 7/8	655332000	100	15,000	4 1/2" x 1/16 x 7/8	655349000	50	13,300
5" x .045 x 7/8	655335000	50	12,225	5" x 1/16 x 7/8	655355000	50	12,225
6" x .045 x 7/8	655344000	50	10,200	6" x 1/16 x 7/8	655350000	50	10,200
Slicer Plus - A60TX (Long Life, Cool Cutting, Steel/Stainless Steel/Non-Ferrous Metals)							
4 1/2" x .045 x 7/8	655997000	50	15,000	4 1/2" x .045 x 7/8	655351000	50	13,300
5" x .045 x 7/8	655993000	50	12,225	5" x .045 x 7/8	655357000	50	12,225
6" x .045 x 7/8	655998000	50	10,200	6" x .045 x 7/8	655352000	50	10,200
Super Slicer - A60XP (Contaminant Free, Extreme Performance, Stainless Steel/ Hardened Alloys, < 0.1% Iron, Sulfur and Chlorine)							
4 1/2" x .045 x 7/8	655994000	50	15,000	4 1/2" x .045 x 7/8	655897000	50	13,300
5" x .045 x 7/8	655992000	50	12,225	5" x .045 x 7/8	655898000	50	12,225
6" x .045 x 7/8	655995000	50	10,200	6" x .045 x 7/8	655899000	50	10,200
M-Calibur - CA46U (Contaminant Free, Extreme Heavy Duty Ceramic Performance, Stainless Steel/ Hardened Alloys, < 0.1% Iron, Sulfur and Chlorine)							
4 1/2" X .045 X 7/8	US616280000	25	13,300	4 1/2" X .045 X 7/8	US616272000	25	13,300
5" X .045 X 7/8	US616283000	25	12,200	5" X .045 X 7/8	US616273000	25	12,200
6" X .045 X 7/8	US616284000	25	10,200	6" X .045 X 7/8	US616274000	25	10,200

Always comply with ANSI B7.1 and OSHA requirements.

(see the next pages for more sizes and applications)



Type 1 and 27 Cutting Wheels

NOTE: Numbers in parenthesis () are for when Type 27 wheel specs are different



Original - A60TZ - Steel / Stainless Steel

- Aluminum oxide wheel for steel and other ferrous metals. Extremely fast rate of cut. Good wheel life. Flexibility for flush cutting.

TYPE 1 Order #	TYPE 27 Order #	Size	Max. RPM	Pcs/Pkg
655348000		2 X .035 X 3/8	30,558	100
655316000		3 X .040 X 1/4	25,000	100
655317000		3 X .040 X 3/8	25,000	100
655358000		3 X 1/16 X 1/4	25,000	100
655321000		3 X 1/16 X 3/8	25,000	100
655322000		4 X .040 X 1/4	22,000	50
655323000		4 X .040 X 3/8	22,000	50
655324000		4 X .040 X 5/8	22,000	50
655328000		4 X 1/16 X 3/8	19,000	100
655330000		4 X 1/16 X 5/8	19,000	100
655331000	655346000	4 1/2 x .040 (.045) x 7/8	15,000 (13,300)	100 (50)
655334000	655353000	5 x .040 (.045) x 7/8	12,225	50
655999000		6 X .040 X 3/8	14,000	50
655338000		6 X .040 X 5/8	10,200	50
655339000	655347000	6 x .040(.045) x 7/8	10,200	50



Original - A30R - Steel

- Aluminum oxide general purpose wheel for heavier working conditions for steel and other ferrous metals. Very fast rate of cut. Good wheel life.

TYPE 1 Order #	TYPE 27 Order #	Size	Max. RPM	Pcs/Pkg
655733000		5 X 1/16 x 7/8	12,225	50
616732000	616310000	5 X 3/32 x 7/8	12,300	25



Long Life - A36XL / A60XL - Steel / Stainless Steel

- Engineered aluminum oxide wheel for long life in tough applications: thin wall pipe/tube, as well as solids.

TYPE 1 Order #	TYPE 27 Order #	Size	Max. RPM	Pcs/Pkg
655318000 (A36XL)		3 X 1/16 X 1/4	25,000	100
655320000 (A36XL)		3 X 1/16 X 3/8	25,000	100
616321000 (A36XL)		3 X 1/8 X 3/8	25,000	100
655325000 (A36XL)		4 X 1/16 X 1/4	19,000	100
655327000 (A36XL)		4 X 1/16 X 3/8	19,000	100
655329000 (A36XL)		4 X 1/16 X 5/8	19,000	100
655332000 (A60XL)	655349000 (A60XL)	4 1/2 x .045 (1/16) x 7/8	15,000 (13,300)	100 (50)
655335000 (A60XL)	655355000 (A60XL)	5 x .045 (1/16) x 7/8	12,225	50
655344000 (A60XL)	655350000 (A60XL)	6 x .045 (1/16) x 7/8	10,200	50
655342000 (A60XL)		6 X 1/16 X 5/8	10,200	25



Plus - A60TX - Steel / Stainless Steel

- Heavy duty performance on stainless steel applications.

TYPE 1 Order #	TYPE 27 Order #	Size	Max. RPM	Pcs/Pkg
655996000		4 x .045 x 5/8	15,000	50
655997000	655351000	4 1/2 x .045 x 7/8	15,000 (13,300)	50
655993000	655357000	5 x .045 x 7/8	12,225	50
655998000	655352000	6 x .045 x 7/8	10,200	50



Super - A60XP - Steel / Stainless Steel

- Contaminant free, heavy duty wheel for steel and stainless steel applications with a long wheel life.

TYPE 1 Order #	TYPE 27 Order #	Size	Max. RPM	Pcs/Pkg
655450000		3 X .040 X 3/8	25,000	50
655451000		3 X 1/16 X 3/8	25,000	100
655452000		4 X .040 X 3/8	19,000	50
655453000		4 X 1/16 X 3/8	19,000	100
655994000	655897000	4 1/2 x .045 x 7/8	15,000 (13,300)	50
655992000	655898000	5 x .045 x 7/8	12,225	50
655995000	655899000	6 x .045 x 7/8	10,200	50

Ceramic Type 1 and 27 Cutting Wheels

Contaminant Free < 0.1% Iron, Sulfur and Chlorine

TYPE 1 Order #	TYPE 27 Order #	Size	Max. RPM	Pcs/Pkg
M-Calibur - CA46U - Steel / Stainless Steel / High Tensile Alloy				
Contaminant free, extreme heavy duty ceramic wheel for steel and stainless steel. Extremely long wheel life.				
US616280000	US616272000	4 1/2 X .045 X 7/8	13,300	25
US616285000		4 1/2 X 1/16 X 7/8	13,300	25
US616283000	US616273000	5 X .045 X 7/8	12,200	25
US616286000		5 X 1/16 X 7/8	12,200	25
US616284000	US616274000	6 X .045 X 7/8	10,200	25
US616287000		6 X 1/16 X 7/8	10,200	25



Type 1 and 27 Cutting Wheels for Aluminum

TYPE 1 Order #	TYPE 27 Order #	Size	Max. RPM	Pcs/Pkg
Plus-Alu - A46N - Aluminum				
Heavy duty speciality wheel for enhanced performance on aluminum.				
655810000	655820000	4 X .040 X 5/8	19,000	50
655811000	655821000	4-1/2 X .040 X 7/8	13,000	50
655812000	655822000	5 X .040 X 7/8	12,300	50
655813000	655823000	6 X .040 X 7/8	10,200	50
655814000	655824000	7 X .040 X 7/8	8,500	50



Type 1 Cutting Wheels for Circular Saws

Order #	Size	Max. RPM	Pcs/Pkg
Original - A30S - Steel / Stainless Steel			
Aluminum oxide wheels for steel, other ferrous metals and rail track. Good rate of cut. Longer wheel life.			
616331420	6 X 1/8 X 5/8 DM	10,200	25
616333000	7 X 1/8 X 5/8 DM	8,500	10
Original - C30S - Masonry / Non-Ferrous			
Silicon carbide general purpose wheel for stone, concrete, cast iron, ductile iron, masonry materials, non-ferrous metals, brass, bronze, etc. Good rate of cut. Good wheel life.			
616334000	7 X 1/8 X 5/8 DM	8,500	10



Type 27 Cutting Wheels and Speciality Wheels

Order #	Size	Max. RPM	Pcs/Pkg
Original - A30R - Steel			
Aluminum oxide general purpose wheel for heavier working conditions for steel and other ferrous metals. Very fast rate of cut. Good wheel life.			
616328420	4 X 3/32 X 3/8	19,000	25
US616727000	4-1/2 X 3/32 X 7/8	13,300	25
655727000	4-1/2 X 3/32 X 5/8-11	13,300	25
616310000	5 X 3/32 X 7/8	12,300	25
655310000	5 X 3/32 X 5/8-11	12,300	25
US616313000	6 X 1/8 X 7/8	10,200	25
655313000	6 X 1/8 X 5/8-11	10,200	25
616300000	7 X 1/8 X 7/8	8,500	10
655300000	7 X 1/8 X 5/8-11	8,500	10
616302000	9 X 1/8 X 7/8	6,600	10
655302000	9 X 1/8 X 5/8-11	6,600	10
Plus - A46TZ - Steel / Stainless Steel			
Aluminum oxide general purpose wheel for steel and other ferrous metals. Aggressive cut. Excellent wheel life.			
655801000	7 X 1/16 X 7/8	8,500	10
655802000	7 X 1/16 X 5/8-11	8,500	10
655797000	9 X 1/16 X 7/8	6,600	10
655799000	9 X 1/16 X 5/8-11	6,600	10
Original - C30S - Masonry / Non-Ferrous			
Silicon carbide general purpose wheel for stone, concrete, cast iron, ductile iron, masonry materials, non-ferrous metals, brass, bronze, etc. Good rate of cut. Good wheel life.			
655303000	9 x 1/8 x 5/8-11	6,600	10



Type 27 Pipeline Grinding/Notching/Cutting Wheels

Order #	Size	Max. RPM	Pcs/Pkg
---------	------	----------	---------



Long Life - A24T - Steel / Stainless Steel

- Aluminum oxide general purpose wheel for steel and other ferrous metals. Extremely long wheel life.

616281420	4-1/2 X 1/8 X 7/8	13,300	25
655281000	4-1/2 X 1/8 X 5/8-11	13,300	25
655287000	5 X 1/8 X 7/8	12,300	25
655288000	5 X 1/8 X 5/8"-11	12,300	25
616282000	7 X 1/8 X 7/8	8,500	10
655282000	7 X 1/8 X 5/8-11	8,500	10
655284000	9 X 1/8 X 5/8-11	6,600	10
655285000	9 x 1/8 x 7/8	6,600	10



Plus-Z - ZA24T - Steel / Stainless Steel

- Zirconia alumina wheels for steel and stainless steel applications. Very aggressive stock removal. Extremely long wheel life.

616792000	4-1/2 X 3/32 X 7/8	13,300	25
655792000	4-1/2 X 1/8 X 5/8-11	13,300	25
616794420	6 X 1/8 X 7/8	10,200	25
655794000	6 X 1/8 X 5/8-11	10,200	25
655795000	7 X 1/8 X 5/8-11	8,500	10
655796000	9 X 1/8 X 5/8-11	6,600	10

Type 27 Combinator: Cutting & Grinding with the Same Wheel

Order #	Size	Max. RPM	Pcs/Pkg
---------	------	----------	---------



Combinator - A46U - Steel/Stainless Steel

- Aluminum oxide, contaminant free for stainless steel and other ferrous metals. Extremely long wheel life, and fast cut.

616500420	4-1/2 X 5/64 X 7/8	13,300	25
616501420	5 X 5/64 X 7/8	12,300	25
616502420	6 X 5/64 X 7/8	10,200	25

Type 1 Cutting Wheels for Chop Saws

Order #	Size	Max. RPM	Pcs/Pkg	Formula	Wheel
---------	------	----------	---------	---------	-------



Original - A24M

- Aluminum oxide wheels for general purpose use on steel and other ferrous metals larger chop saw applications. Excellent rate of cut. Good wheel life.

Original - A30P

- Aluminum oxide wheels constructed with a single internal reinforcement and an aggressive cool cutting formulation best for cutting smaller diameter metals or metal studs.

Original Long Life - A30R

- Aluminum oxide wheels for general purpose use on steel and other ferrous metals. Good rate of cut. Good wheel life.

Original Long Life - A30S

- Aluminum oxide wheels specially formulated for dry wall stud applications. Good rate of cut. Good wheel life.

616340000	14 X 3/32 X 1	4,300	10	A24M	Original
655236000	14 X 3/32 X 1 Internal Reinforced	4,300	10	A30P	Original
616215000	16 X 3/32 X 1	3,820	10	A24M	Original
616337420	12 X 3/32 X 1	5,100	10	A30R	Original Long Life
616146000	14 X 3/32 X 1	4,300	10	A30S	Original Long Life
US616338000	14 X 3/32 X 1	4,300	10	A30R	Original Long Life
616327000	14 X 7/64 X 1	4,300	10	A30R	Original Long Life

Type 1 Cutting Wheels for High Speed Saws



Order #	Size	Max. RPM	Pcs/Pkg	Formula	Wheel
---------	------	----------	---------	---------	-------

Original - A24N

- Aluminum oxide wheels general purpose for steel and other ferrous metals. Fast rate of cut. Good wheel life.

Original Long Life - A30S

- Aluminum oxide wheels for steel, other ferrous metals and rail track. Good rate of cut. Longer wheel life.

Original - C24N

- Silicon carbide general purpose wheel for stone, concrete, cast iron, ductile iron, masonry materials, non-ferrous metals, brass, bronze, plastic, etc. Fast rate of cut. Good wheel life.

Plus - AC24R

- Aluminum oxide and Silicon carbide combination wheel specially formulated for ductile iron. Excellent rate of cut. Excellent wheel life. Smooth and chatter free cutting.

616137000	12 X 1/8 X 1	6,400	10	A24N	Original
616157420	12 X 1/8 X 1	6,400	10	C24N	Original
US616136000	12 X 1/8 X 20mm	6,400	10	A24N	Original
616156000	12 X 1/8 X 20mm	6,400	10	C24N	Original
616139000	14 X 1/8 X 1	5,400	10	A24N	Original
616159000	14 X 1/8 X 1	5,400	10	C24N	Original
616140000	14 X 1/8 X 20mm	5,460	10	A24N	Original
616160000	14 X 1/8 X 20mm	5,460	10	C24N	Original
616204000	16 X 5/32 X 1	4,800	10	A30S	Original Long Life
616138420	12 X 1/8 X 1	6,400	10	AC24R	Plus
616168000	12 X 1/8 X 20mm	6,400	10	AC24R	Plus
616149000	14 X 1/8 X 1	5,400	10	AC24R	Plus
616142000	14 X 1/8 X 20mm	5,460	10	AC24R	Plus

655172000 Reduced bushing from 1" to 20mm

Type 1 Cutting Wheels for Stationary Saws



Order #	Size	Max. RPM	Pcs/Pkg	Formula	Wheel
---------	------	----------	---------	---------	-------

Original - A30N

- Aluminum oxide wheels are specially formulated for high powered tools to cut steel and other ferrous metals. Excellent rate of cut. Good wheel life

Original Long Life - A30R

- Aluminum oxide wheels specially formulated for high powered tools to cut steel and other ferrous metals. Fast rate of cut. Longer wheel life.

Original Long Life - A30S

- Aluminum oxide wheels for steel, other ferrous metals and rail track. Good rate of cut. Longer wheel life.

Plus - A30V

- Aluminum oxide wheels are specially formulated for high powered tools to cut steel and other ferrous metals. Good rate of cut. Excellent wheel life.

616365000	20 X 3/16 X 1	4,800	5	A30N	Original
616203000	14 X 1/8 X 1	4,400	10	A30S	Original Long Life
616204000	16 X 5/32 X 1	4,400	10	A30S	Original Long Life
616366000	20 X 3/16 X 1	3,000	5	A30R	Original Long Life
616367000	20 X 3/16 X 1	3,000	5	A30V	Plus

Grinding Wheels



Available in a wide range of sizes; 3" to 9" diameter in Type 27 depressed center wheels.



Type 27 Depressed Center Grinding Wheels Steel, Stainless Steel

Order #	Size	Max. RPM	Pcs/Pkg
---------	------	----------	---------



Original - A24N - Steel

- Aluminum oxide general purpose wheel for grinding steel and other ferrous metals in normal working conditions. High stock removal. Good wheel life.

616745000	4 X 1/4 X 5/8	15,300	25
US616726000	4-1/2 X 1/4 X 7/8	13,300	25
655726000	4-1/2 X 1/4 X 5/8-11	13,300	25
616730000	5 x 1/4 x 7/8	12,300	25
655730000	5 X 1/4 X 5/8-11	12,300	25
US616554000	6 X 1/4 X 7/8	10,200	25
655554000	6 X 1/4 X 5/8-11	10,200	25
616560000	7 X 1/4 X 7/8	8,500	25
655560000	7 X 1/4 X 5/8-11	8,500	10
US616572000	9 X 1/4 X 7/8	6,600	25
655572000	9 X 1/4 X 5/8-11	6,600	10



Long Life - A24R - Steel

- Aluminum oxide general purpose wheel for grinding steel and other ferrous metals in normal working conditions. High stock removal. Long wheel life.

616339420	4 x 1/4 x 3/8	15,300	25
616330000	4 X 1/4 X 5/8	15,300	25
616307000	4-1/2 X 1/4 X 7/8	13,300	25
655307000	4-1/2 X 1/4 X 5/8-11	13,300	25
616308000	5 x 1/4 x 7/8	12,300	25
655308000	5 X 1/4 X 5/8-11	12,300	25
616319000	6 X 1/4 X 7/8	10,200	25
655319000	6 X 1/4 X 5/8-11	10,200	25
616782000	7 X 1/4 X 7/8	8,500	10
655782000	7 X 1/4 X 5/8-11	8,500	10
616784000	9 X 1/4 X 7/8	6,600	10
655784000	9 X 1/4 X 5/8-11	6,600	10



Plus-Z - ZA24T - Steel / Stainless Steel

- Zirconia alumina wheels for steel and stainless steel applications. Very aggressive stock removal. Extremely long wheel life.

616797000	4 x 1/4 x 5/8	15,300	25
616785000	4-1/2 X 1/4 X 7/8	13,300	25
655785000	4-1/2 X 1/4 X 5/8-11	13,300	25
616786000	5 x 1/4 x 7/8	12,300	25
616787000	6 X 1/4 X 7/8	10,200	25
655787000	6 X 1/4 X 5/8-11	10,200	25
655788000	7 X 1/4 X 5/8-11	8,500	10
655789000	9 X 1/4 X 5/8-11	6,600	10

Type 27 Grinding Wheels for Stainless Steel

Contaminant Free < 0.1% Iron, Sulfur and Chlorine



Super - A360 - Steel / Stainless Steel / High Tensile Alloy

■ Contaminant free, heavy duty aluminum oxide wheel specially formulated for harder metals such as stainless steel. Good stock removal. Good wheel life.

Order #	Size	Max. RPM	Pcs/Pkg
616325000	3 x 1/4 x 3/8	20,500	25
616735000	4 X 3/16 X 5/8	15,300	25
616739000	4-1/2 x 1/4 x 7/8	13,300	25
US616747000	5 x 1/4 x 7/8	12,300	25
US616604000	6 X 1/4 X 7/8	10,200	25
655610000	7 X 1/4 X 5/8-11	8,500	10
655622000	9 X 1/4 X 5/8-11	6,600	10



M-Calibur - CA46U - Steel / Stainless Steel / High Tensile Alloy

Contaminant free, extreme heavy duty ceramic wheel for steel and stainless steel. Extremely long wheel life.

Order #	Size	Max. RPM	Pcs/Pkg
US616290000	4-1/2 x 1/4 x 7/8	13,300	10
US655290000	4-1/2 x 1/4 x 5/8-11	13,300	10
US616291000	5 x 1/4 x 7/8	12,200	10
US655291000	5 x 1/4 x 5/8-11	12,200	10
US616292000	6 x 1/4 x 7/8	10,200	10
US655292000	6 x 1/4 x 5/8-11	10,200	10

Type 27 Specialty Grinding Wheels

Masonry, Aluminum



Original - C24N - Masonry / Non-Ferrous

■ Silicon carbide general purpose wheel for stone, concrete, cast iron, ductile iron, masonry materials, non-ferrous metals, brass, bronze, etc. High stock removal. Good wheel life.

Order #	Size	Max. RPM	Pcs/Pkg
616729000	4-1/2 x 1/4 x 7/8	13,300	25
655729000	4-1/2 X 1/4 X 5/8-11	13,300	25
616731000	5 x 1/4 x 7/8	12,300	25
616660000	7 X 1/4 X 7/8	8,500	25
655660000	7 X 1/4 X 5/8-11	8,500	10
655672000	9 X 1/4 X 5/8-11	6,600	10



Plus - A36M - Aluminum

■ Aluminum oxide wheel formulated for aluminum grinding applications. Good stock removal. Good wheel life. Non clogging capability.

Order #	Size	Max. RPM	Pcs/Pkg
616748000	4-1/2 X 1/4 X 7/8	13,300	25
655748000	4-1/2 X 1/4 X 5/8-11	13,300	25
616749000	5 x 1/4 x 7/8	12,300	25
616754000	6 X 1/4 X 7/8	10,200	25
616760000	7 X 1/4 X 7/8	8,500	10
655760000	7 X 1/4 X 5/8-11	8,500	10

Three different flap discs save you TIME AND MONEY!

Novoflex: *Excellent Value!*

General purpose flap disc made with high quality zirconia alumina. Contaminant free. For steel and stainless steel. Fast stock removal, consistent blending and finishing. Long service life.

GOOD



GENERAL PURPOSE
Steel, Stainless Steel

HEAVY-DUTY
Steel, Stainless Steel

EXTREME PERFORMANCE
Steel, Stainless Steel, High Tensile Alloys, Inconels, Chromes, Hastalloys



Flexiamant: *Aggressive Stock Removal!*

Top performing zirconia alumina for aggressive stock removal and superb finishing on steel and stainless steel. Contaminant free. Excellent service life.

BETTER



Flexiamant Super: *Extreme Performance! Ideal for Stainless Steel!*

High performance ceramic grain is contaminant free. Specially designed for cool grinding on heat sensitive materials as well as hardened metals, stainless steels, high tensile alloys, hastalloys, inconels and titanium.





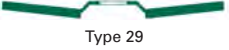
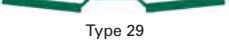

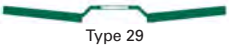







BEST!



■ Indicates the wheel to choose for best overall cost-efficiency

Type 27 & 29 Flap Discs



	Specs	Type	Pcs./Pkg.	RPM	Grit	Novoflex	Flexiamant	Flexiamant Super
7/8" Arbor	4-1/2" x 7/8	 Type 27	10	13,300	36		656375000	
					40		624246000	
					60		624247000	
					80		624248000	
					120		656425000	
	4-1/2" x 7/8	 Type 27 High Density	10	13,300	40		656440000	
					60		656441000	
					80		656442000	
	4-1/2" x 7/8	 Type 29	10	13,300	36		656383000	
					40	623175000	624241000	626166000
					60	623176000	624243000	626167000
					80	623177000	624244000	626168000
4-1/2" x 7/8	 Type 29 High Density	10	13,300	120	623178000	656427000		
				40		656392000		
				60		656393000		
				80		656394000		
5" x 7/8	 Type 29	10	12,200	120		656429000		
				40	623195000	624275000	626169000	
				60	623196000	624277000	626170000	
				80	623197000	624278000	626171000	
6" x 7/8	 Type 29	10	10,200	120	623198000	624279000		
				40		656430000		
				60		656431000		
				80		656432000		
7" x 7/8	 Type 27	10	8,600	120		656433000		
				40		624356000		
				60		624358000		
				80		624359000		
7" x 7/8	 Type 29	10	8,600	40	623112000	624256000		
				60	623114000	624258000		
				80	623115000	624259000		
7" x 7/8	 Type 29 High Density	10	8,600	40		656395000		
				60		656396000		
				80		656397000		
5/8" -11 Hub	4-1/2" x 5/8"-11	 Type 27	10	13,300	40		656376000	
					60		656377000	
					80		656378000	
					120		656426000	
	4-1/2" x 5/8"-11	 Type 29	10	13,300	40	656452000	656384000	
					60	656453000	656385000	
					80	656454000	656386000	
					120	656455000	656428000	
	5" x 5/8"-11	 Type 29	10	12,200	40	656462000		
					60	656463000		
					80	656464000		
					120	656465000		
6" x 5/8"-11	 Type 29	10	10,200	40		656434000		
				60		656435000		
				80		656436000		
				120		656437000		
7" x 5/8"-11	 Type 27	10	8,600	40		656380000		
				60		656381000		
				80		656382000		
7" x 5/8"-11	 Type 29	10	8,600	40	656482000	656389000		
				60	656483000	656390000		
				80	656484000	656391000		

Resin Fiber Abrasives Discs - Closed Coat

Spec.

Aluminum Oxide (A) - General purpose disc for grinding steel and other ferrous metals. Good cutting rate and excellent life.

Zirconia Alumina (ZA) - Very aggressive stock removal on steel, stainless steel and other metal applications, extremely long life, cooler grinding.

Ceramic Grain (CER) - Offers extremely high removal rates and extreme longevity, especially when grinding Stainless Steels, Titanium, Inconel and Alloy Steels.

Angle Grinders

	Disc Size	Aluminum Oxide		Zirconia Alumina		Ceramic Grain	
		Grit	Slotted Order #	Grit	Non-Slotted Order #	Grit	Slotted Order #
623283000	4-1/2 x 7/8	A16	624135000	ZA16			
	4-1/2 x 7/8	A24	624136000	ZA24	656350000		
	4-1/2 x 7/8	A36		ZA36	656351000	CER36	626151000
	4-1/2 x 7/8	A40	624137000	ZA40			
	4-1/2 x 7/8	A50	624144000	ZA50	656352000		
	4-1/2 x 7/8	A60	624138000	ZA60	656353000	CER60	626152000
	4-1/2 x 7/8	A80	624139000	ZA80	656354000	CER80	626153000
	4-1/2 x 7/8	A100	624140000	ZA100			
	4-1/2 x 7/8	A120	624141000	ZA120			
	4-1/2 x 7/8	A150	624142000	ZA150			
	4-1/2 x 7/8	A180	624143000	ZA180			
	623284000	5 x 7/8	A16	624223000	ZA16		
5 x 7/8		A24	624218000	ZA24	656355000	CER24	626154000
5 x 7/8		A36		ZA36	656356000	CER36	626155000
5 x 7/8		A40	624219000	ZA40			
5 x 7/8		A50	624217000	ZA50	656357000		
5 x 7/8		A60	624220000	ZA60	656358000	CER60	626156000
5 x 7/8		A80	624221000	ZA80	656359000	CER80	626157000
5 x 7/8		A100	624222000				
5 x 7/8		A120	624224000				
5 x 7/8		A150	624225000				
5 x 7/8		A180	624226000				
623281000		7 x 7/8	A24	624103000			
	7 x 7/8	A36		ZA36	656361000	CER36	626159000
	7 x 7/8	A40	624104000	ZA40			
	7 x 7/8	A50	624102000				
	7 x 7/8	A60	624105000	ZA60	656363000	CER60	626160000
	7 x 7/8	A80	624106000	ZA80	656364000	CER80	626161000
	7 x 7/8	A100	624107000				
623282000	9 x 7/8	A24	624227000				
	9 x 7/8	A36		ZA36	656366000		
	9 x 7/8	A40	624228000				
	9 x 7/8	A50					
	9 x 7/8	A80					

Note: All sold in packs of 25.



Slotted
(Aluminum Oxide)



Non-Slotted
(Zirconia Alumina)



Slotted
(Ceramic Grain)


Backing Pads - For Resin Fiber Abrasive Discs





Part #	Disc. Size					
	4-1/2 x 5/8-11	4-1/2 x M14	5 x 5/8-11	5 x M14	7 x 5/8-11	9 x 5/8-11
Part #	623283000	623279000	623284000	623278000	623281000	623282000
Max. RPM	13,000	13,000	12,000	12,000	8,500	6,600












Backing Pad

Increase Productivity with Metabo's Unique Flat Head Angle Grinder Accessories






SPECIALTY WHEELS	Grit	Size	Pcs./Pkg.	Order No.
 Flexiamant Super Convex CER Extreme performance ceramic steel/stainless steel/heat sensitive materials contaminant free	P 60	5 x 7/8 6 x 7/8	10	626460000 626488000
	P 80	5 x 7/8 6 x 7/8	10	626461000 626489000
 Flexiamant Super Convex ZK High performance zirconia alumina steel/stainless steel contaminant free	P 40	5 x 7/8 6 x 7/8	10	626462000 626490000
	P 60	5 x 7/8 6 x 7/8	10	626463000 626491000
 Flexiamant Super CER - offset Extreme performance ceramic for uniform finish of weld seams steel/stainless steel/heat sensitive materials	P 40	5 x 5/8-11	5	626486000
	P 60	5 x 5/8-11	5	626487000
 Non-woven Fleece VKS ZK Shapeable disc precise cleaning of weld seams steel/stainless steel	coarse	5 x 7/8	5	626482000
	medium	5 x 7/8	5	626483000

GRINDING WHEELS	Spec.	Size	Pcs./Pkg.	Order No.
 Original Grinding Wheel Type 27 Steel	A 24 N	5 x 1/4 x 7/8 6 x 1/4 x 7/8	25	616730000 616554000
	A 24 R	5 x 1/4 x 7/8 6 x 1/4 x 7/8	25	616308000 616319000
 Plus Grinding Wheel Type 27 Aluminum	A 36 M	5 x 1/4 x 7/8 6 x 1/4 x 7/8	25	616749000 616754000
	ZA24T	5 x 1/4 x 7/8 6 x 1/4 x 7/8	25	616786000 616787000
 Super Grinding Wheel Type 27 Stainless Steel	A 36 O	5 x 1/4 x 7/8 6 x 1/4 x 7/8	25	616747000 616604000
	CA46U	5 x 1/4 x 7/8 6 x 1/4 x 7/8	10	US616291000 US616292000
 M-Calibur (Ceramic) Type 27 Steel/Stainless Steel	CA46U	5 x 1/4 x 7/8 6 x 1/4 x 7/8	10	US616291000 US616292000
	A 46 U	5 x 5/64 x 7/8 6 x 5/64 x 7/8	25	616501420 616502420
 Pipeline Wheel Type 27 Cutting/Notching/Grinding	A 24 T	5 x 1/8 x 7/8 6 x 1/8 x 7/8	25	655287000 655285000
	.020 Carbon Steel	4-1/2 x 3/16 x 5/8-11 5 x .020 x 3/16 x 7/8 6 x .020 x 15/64 x 7/8	5 5 1	655228005 655229005 626816000

Other Accessories	Description	Details	Order No.
	5" Type 1 Cutting Guard		630355000 fits 5" WEPF9-125, WEF9-125
	5" Type 1 Cutting Guard	Comply with OSHA/ANSI B7.1 regulations	630372000 fits 5" WEVF10-125
	6" Type 1 Cutting Guard		630378000 fits all 6"
	Multiple Position Handle	Allows for infinite adjustment of the ergonomic side handle	627362000
	Dust Protection Filter	Protects motor components from harmful particles; aluminum, cloth from fiber discs and polishing fibers. Quick, tool free installation and removal	630791000 for use with slide switch grinders
			630792000 for use with paddle switch grinders

Not compatible with WEF9 / WEPF9-125

TYPE 1 CUTTING WHEELS	Spec.	Size	Pcs./Pkg.	Order No.
 Original Slicer Fastest Cut/Flexible Steel/Stainless Steel	A 60 TZ	5 x .040 x 7/8 6 x .040 x 7/8	50	655334000 655339000
	A 60 XL	5 x .045 x 7/8 6 x .045 x 7/8	50	655335000 655344000
 Slicer Plus Aggressive/Cool Cutting Steel/Stainless Steel	A 60 TX	5 x .045 x 7/8 6 x .045 x 7/8	50	655993000 655998000
	A60XP	5 x .045 x 7/8 6 x .045 x 7/8	50	655992000 655995000
 M-Calibur (Ceramic) Extreme Heavy Duty Ceramic, Contaminant Free, Steel/Stainless Steel, High Tensile Alloy	CA46U	5 x 1/16 x 7/8 6 x 1/16 x 7/8	25	US616286000 US616287000
	CA46U	5 x .045 x 7/8 6 x .045 x 7/8	25	US616283000 US616284000

See the Metabo USA Catalog for additional accessories and accessories



Type 6 Cup Wheels for Angle Grinders



Order #	Size	Max. RPM	Pcs/Pkg	Formula
A80M				
■ Aluminum oxide general purpose wheel for grinding steel and other ferrous metals. Good cutting rate and wheel life.				
C30N				
■ Silicon carbide general purpose wheel for grinding stone, concrete, ductile iron, masonry materials, non-ferrous metals (brass, bronze, etc.), and cast iron. Good stock removal. Good wheel life.				
630727000	3-1/8 x 7/8 x 7/8	10,750	1	A 80 M
630728000	3-1/8 x 7/8 x 7/8	10,750	1	C 30 N



Type 11 Cup Wheels with Steel Backs for Angle Grinders




Order #	Size	Max. RPM	Pcs/Pkg	Formula
A16Q				
■ Aluminum oxide general purpose wheel for grinding steel and other ferrous metals. High stock removal. Good wheel life.				
C16N				
■ Silicon carbide general purpose wheel for grinding stone, concrete, ductile iron, masonry materials, non-ferrous metals (brass, bronze, etc.) and cast iron. High stock removal. Good wheel life.				
ZA16				
■ Zirconia alumina for aggressive stock removal and extra long wheel life grinding steel and stainless steel.				
616341119	4 x 3 x 2 x 5/8-11	9,000	10	A 16 Q
616342119	4 x 3 x 2 x 5/8-11	9,000	10	C 16 N
616343119	5 x 4 x 2 x 5/8-11	7,200	10	A 16 Q
616345119	6 x 4-3/4 x 2 x 5/8-11	6,000	10	A 16 Q
616347119	6 x 4-3/4 x 2 x 5/8-11	6,000	10	ZA 16 T

Accessory




Cup wheel guard and flange for mounting
 4" - 6" Type 11 cup wheels on 7" - 9" angle grinders
 Guards: 655174000 - 4"/5", 655178000 - 6".
 Mounting flange: US90357006


Wire Cup Brushes for Angle Grinders

	Steel Order#	Stainless Order#	Dia.	Trim Length	Thread	Wire	Max RPM	Use on	Pkg.	Pcs/ Pkg
	655207000		2-3/4"	1"	5/8"-11	.012 crimped	12,500	4"-6" grinders	Carded	1
	623796000	623801000	2-3/4"	3/4"	M14-2.0	.014 knotted	12,000	4"-6" grinders	Boxed	1
		623805000	2-3/4"	3/4"	5/8"-11	.014 knotted	12,000	4"-6" grinders	Boxed	1
	623804000		2-3/4"	3/4"	5/8"-11	.020 knotted	12,000	4"-6" grinders	Boxed	1
	655200000	655201000	2-3/4"	1"	5/8"-11	.020 knotted	14,000	4"-6" grinders	Carded	1
	655203000	655205000	3-1/2"	1-1/4"	5/8"-11	.014 knotted	9,000	4"-6" grinders	Boxed	1
	655202000	655204000	3-1/2"	7/8"	5/8"-11	.023 knotted	13,000	4"-6" grinders	Boxed	1


Wire Cup Brushes

	Steel Order#	Dia.	Trim Length	Thread	Wire	Max RPM	Use on	Pkg.	Pcs/ Pkg
	655209000	4"	1-3/8"	5/8"-11	.014 crimped	8,500	7"-9" grinders	Boxed	1
	623765000	4"	1-1/8"	5/8"-11	.023 knotted	8,500	7"-9" grinders	Boxed	1
	655211000	6"	1-1/4"	5/8"-11	.014 crimped	6,600	7"-9" grinders	Boxed	1
	655210000	6"	1-3/8"	5/8"-11	.023 knotted	6,600	7"-9" grinders	Boxed	1


Wire Wheel Brushes

	Steel Order#	Stainless Order#	Dia. x Face	Trim Length	Thread	Wire	Max RPM	Use on	Pkg.	Pcs/ Pkg
	655137000	655138000	4" x 3/16"	7/8"	5/8"-11	.020 knotted	20,000	4"-6" grinders	Carded	1
	655136000	655221000	4" x 3/8"	7/8"	5/8"-11	.020 knotted	20,000	4"-6" grinders	Carded	1
	655215000		4" x 1/2"	7/8"	5/8"-11	.014 crimped	12,500	4"-6" grinders	Carded	1
	655227000		4" x 1/2"	7/8"	5/8"-11	.014 knotted	20,000	4"-6" grinders	Carded	1
	655228005	655231005	4-1/2" x 3/16"	13/16"	5/8"-11	.020 knotted	12,500	4.5"-6" grinders	Boxed	5
	655229005	655232005	5" x 3/16"	7/8"	5/8"-11	.020 knotted	12,500	5"-6" grinders	Boxed	5
	655230005	655233005	5" x 1/2"	7/8"	5/8"-11	.023 knotted	12,500	5"-6" grinders	Boxed	5

Wire Wheel Brushes

	Steel Order#	Stainless Order#	Dia. x Face	Trim Length	Thread	Wire	Max RPM	Use on	Pkg.	Pcs/ Pkg
	655234000	655235000	4" x 3/8"	3/4"	5/8"-11	.020 knotted	12,500	4"-6" grinders	Boxed	1

Wire Wheel Brushes

	Steel Order#	Stainless Order#	Dia. x Face	Trim Length	Thread	Wire	Max RPM	Use on	Pkg.	Pcs/ Pkg
	655134000	655218000	6" x 5/16"	1-3/8"	5/8"-11	.023 knotted	9,000	7"-9" grinders	Carded	1
	655133000		6-7/8" x 3/16"	1-1/4"	5/8"-11	.020 knotted	9,000	7"-9" grinders	Carded	1

See additional end-brushes on page 58.





03



Metal Solutions

- **Advanced solutions for metalworking; weld preparation, edge work, finishing, sharpening, drilling**
- **Systems for increasing your productivity with highest quality and performance, for lowest cost of operation**



GET PERFECT RESULTS...
EASIER, 5X FASTER, SAFER!

WELD PREP, EDGE PREP, BEVEL, CHAMFER AND RADIUS



NEW COMPACT BEVELING TOOLS



Used for 45° chamfers to 5/32 depth and radii of 5/64" and 1/8"



Model	KFM 9-3 RF	KFM 18 LTX 3 RF
Order No.	601751750	601754750 (5.5 AH LiHD Kit) 601754840 (Bare)
No-Load RPM	4,500-11,500	7,000
Rated Input Power/battery pack	900 W/8.0A	18 V LiHD, 5.5 Ah
Max. chamfer height at 45°	5/32"	5/32"
Possible radii	5/64" and 1/8"	5/64" and 1/8"
Depth setting index	.004"	.004"
Type of edges	Chamfer and radius	Chamfer and radius
Cable length	13'	n/a
Tool weight (without power cable)	5.5 lbs.	6.8 lbs. (including battery)

Includes: (Torx 15 driver, 1.5mm hex key, 2 ea. 45° bevel and 5/64" / 1/8" radius carbide inserts)

Patented One-Touch Controller
 - Tool free depth adjustment
 - Unmatched precision
 - Locked in depth settings

13A / 1500 Watt LongLife Motor
 - With integrated dust protection

Front Handle
 - Tool free adjustable front handle

Deadman Switch and Safety Brake

Bevel Angle Adjustment
 - Easy adjustment from 0° - 90°


Roller Guide
 - Increases precision for pipe beveling

Universal Cuter Head
 - No need for multiple heads/cutters

Large Guide Plates
 - Perfect control for beveling straight cuts



KFMPB 15-10 F
 (3/8" capacity at 45°)



NEW BEVELING TOOLS FOR WELD SEAM PREPARATION



KFM 15-10 F

Used for bevel heights up to 3/8" at 45° for weld preparation



Paddle + Brake

KFMPB 15-10 F

Used for bevel heights up to 5/8" at 45° for weld preparation



Models	KFM 15-10 F KFMPB 15-10 F	KFM 16-15 F
Order No. Lock-on Paddle + Brake	601752620 (KFM 15-10 F) 601755620 (KFMPB 15-10 F)	601753620
No-Load RPM	12,500	12,000
Rated input power	1,500 W /13A	1,550 W/14A
Maximum bevel height at 45°	3/8"	5/8"
Depth setting index	.004 in.	.004 in
Bevel angle setting	0 – 90 degrees	0 – 90 degrees
Cable length	13'	13'
Tool weight (without power cable)	10.8 lbs./11.2 lbs.	15.2 lbs.

Includes:

(Torx 15 driver, 4mm hex key, 10mm wrench, 3 S04 carbide inserts (623564000), roller guide for pipe)

COMPACT BEVELING TOOL ACCESSORIES



P/N: 623560000 - 45°



P/N: R2 (5/64") 623561000
P/N: R3 (1/8") 623562000



P/N: 623566000

Carbide Cutting Inserts

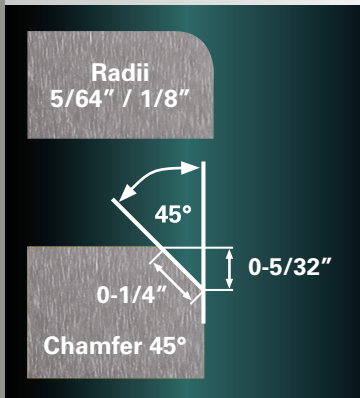
- Constructed of long life tungsten carbide
- Chamfer and radius versions
- Pack of 10

Replacement Insert Screws

- Pack of 10


VARIOUS APPLICATION AREAS

Possible cutting shapes




Possible edges/contours for compact beveling tools

Chamfer or radius straight edges
Using cutting guide
(min. thickness: 14 gauge)




Inside/outside curves
Chamfer or radius with guide bearing
(min. thickness: 9 gauge)



Inside holes/curves
Chamfer or radius internal holes with guide bearing
(min. diameter 1/2")



HIGH SURFACE QUALITY = PRECISE WORK RESULTS



- Uniform surfaces for highest weld quality
- Edge breaking/deburring of sheet metal
- Perfect radii of edges for optimal paint/coating preparation

Optimal paint/coating preparation


Processing of edges:

- Perfectly rounded edges
- Uniform coating thickness
→ best protection from corrosion



Without edge processing:

- Increased risk of corrosion at corners



LARGE BEVELING TOOL ACCESSORIES

QUICK AND SAFE BEVELING = MORE THAN 70% LABOR SAVINGS!



>5x more edges processed in the same period of time


VS.

9" Angle Grinder



Infinitely adjustable guide plates quickly adjust, saving time and money

- One cutter head for all bevel angles 0 - 90 °
- No additional cutter heads required to achieve multiple angles
- Infinitely adjustable



PRECISE CHAMFER ANGLES = OPTIMUM WELDING CONDITIONS

More precise than an angle grinder

- Creates clean surfaces without burrs, oxidation or blue discoloration due to heat generation
- The large surface guide plates maintain uniform chamfer angles and depth



ACCESSORIES



P/N: 623564000
(For Steel)



P/N: 623565000
(For Stainless Steel)



P/N: 623566000

Carbide Cutting inserts

- Longer life & fewer replacements are required; all four sides of cutter can be used
- Pack of 10

Replacement Insert Screws

- Pack of 10

DIE GRINDERS



GP 400
25,000 RPM
AC/DC Paddle Switch
Die Grinder



GE 710 Plus
10,000-30,500 RPM Die Grinder



GE 950 G Plus
2,500-8,700 RPM
High Torque Die Grinder



GPA 18 LTX
25,000 RPM
18V DC Paddle Switch Die Grinder



GEP 710 Plus
10,000-30,500 RPM
Paddle Switch Die Grinder



GE P950 G Plus
2,500-8,700 RPM Paddle Switch
High Torque Die Grinder




GE 710 Compact
13,000-34,000 RPM
Die Grinder



GA 18 LTX G
6,000 RPM High Torque
18V DC Die Grinder

Model	GP 400 600453420	GPA 18 LTX 600621860 Bare tool	GE 710 Compact 600615420	GE 710 Plus 600616420	GEP 710 Plus 600617420	GA 18 LTX G 600639860 Bare tool	GE 950 G Plus 600618420	GEP 950 G Plus 600627420
Switch Type	Non-locking paddle	Non-locking paddle	Slide locking	Slide locking	Non-locking paddle	Slide locking	Slide locking	Non-locking paddle
Spindle lock - single wrench system		•		•	•	•	•	•
Removable soft rubber grip	•	•		•	•		•	•
Extended spindle	•	•		•	•		•	•
High torque planetary gear reduction						•	•	•
Motor	Heavy Duty	Cordless	LongLife	LongLife	LongLife	Cordless	LongLife	LongLife
AC/DC Capability	AC/DC	18V DC	AC	AC	AC	18V DC	AC	AC
Electronics								
- Variable speed control			VC	VC	VC		VC	VC
- Electronic overload protection		•	•	•	•	•	•	•
- Power interruption protection		•	•	•	•	•	•	•
- Electronic safety stop		•	•	•	•	•	•	•
No-load speed (RPM)	25,000	25,000	13,000-34,000	10,000-30,500	10,000-30,500	6,000	2,500-8,700	2,500-8,700
Amps	3.5		6.4	6.4	6.4		8.5	8.5
Rated input watts	400		710	710	710		950	950
Collet bore	1/4"	1/4"	1/4"	1/4"	1/4"	1/4"	1/4"	1/4"
Tool weight	3.7 lbs	3.3 lbs. (bare)	3.6 lbs.	3.6 lbs.	4.1 lbs.	3.65 lbs (bare)	4.3 lbs.	4.3 lbs.
Length	14.5"	17.5"	10"	13.8"	13.8"	17.8"	14"	14"
Standard equipment:								
Collet wrench	344161400	344161400	344161400	344161400	344161400	344161400	344161400	344161400
1/4" collet	630821000	630821000	630821000	630821000	630821000	630821000	630821000	630821000
Spindle wrench	344160400		344160400					
Side handle						314001030	314001030	314001030
Soft rubber grip	344099150	344099150		344099150	344099150		344099150	344099150
Optional equipment:								
1/8" collet	631948000	631948000	631948000	631948000	631948000		631948000	631948000
Side handle	631052000	631052000	631052000	631052000	631052000			



Flap Wheels 1/4" Shank Mounted Style for Die Grinders

- Standard - Aluminum oxide on resin fiber backing provides excellent stock removal on contoured steel shapes and in confined areas.

Order#	Size	Spec.	Application	Max. RPM	Pcs/Pkg
655368000	1 x 1	A 60	Steel / Stainless Steel	30,000	10
655369000	1 x 1	A 80	Steel / Stainless Steel	30,000	10
655370000	1 x 1	A 120	Steel / Stainless Steel	30,000	10
655371000	1-1/2 x 1	A 60	Steel / Stainless Steel	25,000	10
655372000	1-1/2 x 1	A 80	Steel / Stainless Steel	25,000	10
655373000	1-1/2 x 1	A 120	Steel / Stainless Steel	25,000	10
655374000	2 x 1	A 60	Steel / Stainless Steel	25,000	10
655375000	2 x 1	A 80	Steel / Stainless Steel	25,000	10
655376000	2 x 1	A 120	Steel / Stainless Steel	25,000	10
655377000	3 x 1	A 60	Steel / Stainless Steel	20,000	10
655378000	3 x 1	A 80	Steel / Stainless Steel	20,000	10
655379000	3 x 1	A 120	Steel / Stainless Steel	20,000	10

Die Grinder Accessories



627354000 Bench Mount Stand For working with the flex shaft 627107000 Clamp For attaching 627354000 to work bench



655168000 Combo mandrel to mount slicers on die grinders (1/4" shank) 1/4" or 3/8" arbor



628329000 Cage Mount System. For use with GE710 Plus & GA18 LTX



655170000 Die Grinder Cut-off Wheel Guard. For use on GE710, GEP710, GE950, GEP950 & GP400) 655169000 Die Grinder Cut-off Wheel Guard. For use on GE700 and GE900 Plus die grinder. Always comply with OSHA/ANSI B7.1



630980420 Flex Shaft

- 4 ft. long, heavy-duty rubber covered flex shaft for use with both die grinder or router motor
- Ball bearing construction
- 1/4" collet for 1/4" shank mounted bits
- Speed range 10,000 to 30,500 RPM (Not for use on tools running less than 10,000 RPM)
- 1/4" Replacement Collet 630978000

- Interleaved - Aluminum oxide flaps are interleaved with strips of non-woven abrasive material to provide a brushed satin finish.

Order#	Size	Spec.	Application	Max. RPM	Pcs/Pkg
655390000	3 x 1	A 80	Steel / Stainless Steel	18,000	5
655391000	3 x 1	A 120	Steel / Stainless Steel	18,000	5
655392000	3 x 1	A 180	Steel / Stainless Steel	18,000	5
655393000	3 x 2	A 80	Steel / Stainless Steel	6,000	5
655394000	3 x 2	A 120	Steel / Stainless Steel	6,000	5

- Non-Woven - Aluminum oxide is bonded to a non-woven fabric to provide a excellent wheel for general deburring and contour surface finishing.

Order#	Size	Spec.	Application	Max. RPM	Pcs/Pkg
655380000	2-3/8 x 1	Fine	Stainless Steel	10,000	5
655381000	2-3/8 x 1	Medium	Stainless Steel	10,000	5
655382000	2-3/8 x 2	Fine	Stainless Steel	8,000	5
655383000	2-3/8 x 2	Medium	Stainless Steel	8,000	5
655384000	3 x 1	Fine	Stainless Steel	8,000	5
655385000	3 x 1	Medium	Stainless Steel	8,000	5
655386000	3 x 2	Fine	Stainless Steel	6,000	5
655387000	3 x 2	Medium	Stainless Steel	6,000	5

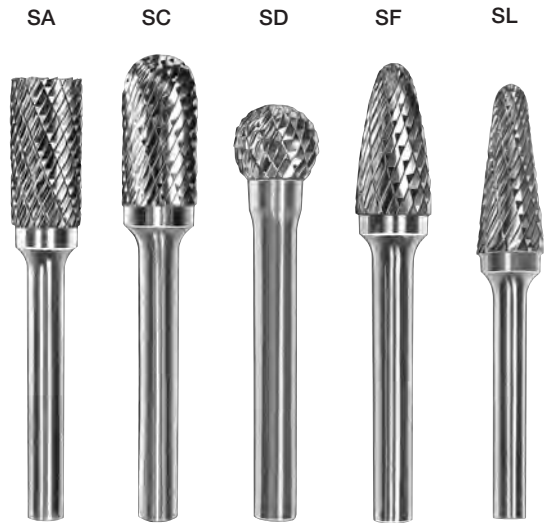
Double Cut Carbide Burs For Drills, Hammer Drills and Die Grinders






- Double cut solid carbide burs are designed to remove metal faster with more control, smaller chips and provides a smoother finish. Each of these double cut burs is individually packaged in a plastic tube.

Order#	Cutting Dia.	Cutter Length	Shank Dia.	Spec.	Application	Pcs/ Pkg
656750000	1/4"	5/8"	1/4"	SA-1	Steel / Stainless Steel	1
656751000	3/8"	3/4"	1/4"	SA-3	Steel / Stainless Steel	1
656752000	1/4"	5/8"	1/4"	SC-1	Steel / Stainless Steel	1
656753000	3/8"	3/4"	1/4"	SC-3	Steel / Stainless Steel	1
656754000	1/2"	1"	1/4"	SC-5	Steel / Stainless Steel	1
656755000	1/2"	7/16"	1/4"	SD-5	Steel / Stainless Steel	1
656756000	1/4"	3/4"	1/4"	SF-1	Steel / Stainless Steel	1
656757000	3/8"	3/4"	1/4"	SF-3	Steel / Stainless Steel	1
656758000	1/2"	1"	1/4"	SF-5	Steel / Stainless Steel	1
656759000	3/8"	1-1/16"	1/4"	SL-3	Steel / Stainless Steel	1


Note: Other sizes and shapes are available upon request.



Wire End Brushes 1/4" Stem For Drills, Hammer Drills and Die Grinders


	Steel Order#	Stainless Order#	Dia.	Trim Length	Stem	Wire	Max RPM	Pkg.	Pcs/ Pkg
	655212000	655219000	1"	1-1/8"	1/4"	.020 crimped	22,000	Carded	1
	655213000		1"	3/4"	1/4"	.020 knotted	22,000	Carded	1
	655240000		1/2"	7/8"	1/4"	.014 knotted	22,000	Carded	1
	655241000		3/4"	7/8"	1/4"	.010 knotted	22,000	Carded	1
	655242000		3/4"	7/8"	1/4"	.014 knotted	22,000	Carded	1
	655243000		1"	7/8"	1/4"	.014 knotted	22,000	Carded	1
		655244000	1"	7/8"	1/4"	.014 knotted	22,000	Carded	1
	655245000		1/2"	7/8"	1/4"	.010 crimped	25,000	Carded	1
	655246000		3/4"	7/8"	1/4"	.006 crimped	22,000	Carded	1
	655247000		1"	7/8"	1/4"	.006 crimped	22,000	Carded	1

Crimped Wheels 1/4" Stem For Drills and Hammer Drills

	Steel Order#	Stainless Order#	Dia.	Trim Length	Stem	Wire	Max RPM	Pkg.	Pcs/ Pkg
	655214000	655222000	3"	1"	1/4"	.014 crimped	20,000	Carded	1

STAINLESS STEEL FINISHING

Metabo Pyramid: The perfect abrasive!
Finest finish. Fastest finish.



Unique structured abrasive delivers consistent finishes with higher cut rates while remaining cool under pressure. Suited for finishing mild steels, stainless steels, nickel alloys, titanium, aluminum and non-ferrous metals.

Higher cut rates even with the finer grit sizes allows for reduction in steps to reach the final finish. Result, lower overall cost.



Preparation for Polishing; Metabo INOX 5" grinders, 5" 'cling fit' Pyramid sanding discs in grit range from A160 (120 grit) to A30 (600 grit) with 5" backing pad 623298000.



The Pipe and Tube sanders for a uniform even finish on hand rails using Pyramid sanding belts from A160 (120 grit) to A6 (2000 grit).

(tool does not include roller guide)



Preparation for mirror polishing: Metabo Burnishers with expansion roller, and Pyramid sanding belts from A160 (120 grit) to A6 (2000 grit).

STAINLESS STEEL FINISHING TOOLS



CORDED
Burnisher
SE 12-115



CORDLESS
18V Burnisher
S 18 LTX 115

Model	SE 12-115 602115620
Maximum size	4-1/2" dia. x 4" length
Double insulated	•
Electronics	Vario-tacho-constamatic (VTC)
Motor	LongLife
Quick wheel change system	•
Spindle lock	•
Winding protection grid	•
High performance spiral bevel gears	•
Variable speed controlled by adjusting dial	•
Auto-stop carbon brushes	•
Maximum torque	98 inch lbs.
No-load speed (RPM)	900-2,800
Amps	10
Rated input watts	1,200
Spindle thread	5/8"-11
Arbor Size	3/4" keyed
Tool weight	6.25 lbs.
Shipping weight	23.5 lbs.
Length	13.5"
Carrying case	344453120 (standard)
Standard equipment:	Case (344453120) 1 - Allen key (344161300) 3 - P80 Sanding belt (623474000) 2 - 2" x 4" P180 interleaved (623528000) 1 - Expansion roll for grinding and polishing sleeves (623470000) 1 - Set of spacer rings (623511000) 1 - 4" x 4" P280 non-woven nylon wheel (623514000) 1 - P80 Flap wheel (623479000) 1 - Spindle extension kit (316052560)
Optional equipment:	2" Spindle (626413000)

Model Bare Tool:	S 18 LTX 115 600154850
Electronic clutch	•
Electronic overload protection	•
Switch with lock on capability*	•
Power interruption protection	•
Electronic soft start	•
Spindle lock	•
Rotatable battery pack	•
Detachable dust filter	•
Spindle thread	M14
Arbor size	3/4" keyed
Max diameter of accessories	8"
Max width of accessories	4"
No-load speed (RPM)	3,000
Tool weight	8.5 lbs.
Shipping weight	6.5 lbs.
Length	8.1"
Standard equipment:	Spindle extension kit M14 (316052550) Dust filter (343398890) 19 mm wrench (344161300) Allen key (344161300)



CORDED
Pipe/Tube Sander
RBE 15-180

NEW



CORDLESS
18V Pipe/Tube Sander
RB 18 LTX 60

Model	RBE 15-180 602243620
Electronics	Vario-tacho-constamatic (VTC)
LongLife motor	•
Switch with lock on capability	•
Power interruption protection	•
Spindle lock	•
Low profile aluminum die-cast gear housing	•
Variable speed dial	•
Ergonomic side handle	•
Electronic winding temperature monitor with LED display	•
Auto-stop carbon brushes	•
Winding protection grid	•
Electronic soft start feature	•
Electronic speed stabilization	•
Maximum pipe / tube dia.	7"
Dimensions of grinding belt	1-1/2" x 30"
Wrap angle (maximum)	270°
No-load speed	1,650-5,512 ft./min
Amps	13.5
Rated input watts	1,550
Tool weight	7.5 lbs.
Shipping weight	29.3 lbs.
Length	20.3"
Carrying case	344453970 (standard)
Standard equipment:	Side handle (316046590)
	10 (pcs) Zirconia alumina sanding belts P80 (626306000)
	2 (pcs) Pyramid sanding belts P280/A65 (626312000) P400/A45 (626313000) P1200/A16 (626315000)
	3 (pcs) Non-woven medium (626320000)

Model Bare Tool:	RB 18 LTX 60 600192850
Electronic clutch	•
Electronic overload protection	•
Switch with lock on capability*	•
Power interruption protection	•
Electronic soft start	•
Spindle lock	•
Rotatable battery pack	•
Detachable dust filter	•
Wheel/belt size	1-3/16 x 21
No-load speed (SFM)	1, 812
Tool weight	7.1 lbs.
Shipping weight	7.1 lbs
Length	19.3"
Standard equipment:	Dust filter (343398890)
	Hex key (344161510)

STAINLESS STEEL FINISHING TOOLS



CORDED
Fillet Weld Grinder/Finisher
KNSE 9-150

NEW



CORDLESS
18V Fillet Weld Grinder/Finisher
KNS 18 LTX 150

Model	KNSE 9-150 6022265620
Electronics	Vario-tacho-constamatic (VTC)
Motor	LongLife
Switch with lock on capability	•
Power interruption protection	•
Spindle lock	•
Low profile aluminum die-cast gear housing	•
Variable speed dial	•
Adjustable guard	•
Ergonomic side handle	•
Electronic winding temperature monitor with LED display	•
Auto-stop carbon brushes	•
Winding protection grid	•
Electronic soft start feature	•
Electronic speed stabilization	•
No-load speed (RPM)	900-3,800
Amps	8.5
Rated input watts	950
Wheel size / arbor	6" x 1"
Spindle thread	M14
Tool weight	6.0 lbs.
Shipping weight	20.1 lbs.
Length	22.5"
Carrying case	344453990 (standard)
Standard equipment:	Side handle (316046590)
	Wheel guard (339203590)
	Flange set (316047400)
	Hex wrench (344161510)
	Spanner wrench (623934000)
	1 (pc) Fleece compact disc (6" x 1/4" x 1", medium) (626402000) (6" x 1/4" x 1", very fine) (626401000) (6" x 1/8" x 1", medium) (626400000)

Model	KNS 18 LTX 150 600191850
Bare Tool:	
Electronic clutch	•
Electronic overload protection	•
Switch with lock on capability*	•
Power interruption protection	•
Electronic soft start	•
Spindle lock	•
Rotatable battery pack	•
Detachable dust filter	•
Spindle thread	M14
Arbor size	1"
Wheel/belt size	6" dia.
Max diameter of accessories	6"
No-load speed (RPM)	3,800
Tool weight	6.9 lbs.
Shipping weight	6.9 lbs.
Length	24"
Standard equipment:	Dust filter (343398890)
	Flange set (316047400)
	Hex wrench (344161510)
	Spanner wrench (623934000)
	Side handle (316046590)



CORDED
Band File
BFE 9-20 **NEW**



CORDLESS
18V Band File
BF 18 LTX 90

Model	BFE 9-20 602244620
Electronics	Vario-constamatic (VC)
Motor	LongLife
Quick belt change system	•
Switch with lock on capability	•
Spindle lock	•
Low profile aluminum die-cast gear housing	•
Ergonomic side handle	•
Metabo slip clutch	•
Auto-stop carbon brushes	•
Winding protection grid	•
Sanding belt size	1/4", 1/2", 3/4" x 18"
No-load speed (SFM)	2,087-3,937
Amps	8.5
Rated input watts	950
Useful length of grinding belt arm	3-1/2"
Tool weight	4.0 lbs.
Shipping weight	17.4 lbs.
Length	18.1"
Carrying case	344453980 (standard)
Standard equipment:	Side handle (316046590)
	10 (pcs) Zirconia alumina sanding belts 1/4" x 18" P60 (626345000) P120 (626347000) 3/4" x 18" P60 (626353000) P120 (626355000)
	2 (pcs) 1/4" x 18" medium non-woven (626384000)
	Grinding arm - for belt widths of 1/4" and 1/2" (626379000) 3/4" (626382000)
Optional equipment:	(See page 71)

Model Bare Tool:	BF 18 LTX 90 600321850
Electronic clutch	•
Electronic overload protection	•
Switch with lock on capability*	•
Power interruption protection	•
Electronic soft start	•
Spindle lock	•
Rotatable battery pack	•
Detachable dust filter	•
Wheel/belt size	1/4", 3/8", 1/2" x 18"
No-load speed (SFM)	1,576
Tool weight	7.2 lbs.
Shipping weight	7.2 lbs.
Length	20.3"
Standard equipment:	Dust filter (343398890)
	Side handle (316046590)
	Grinding arm - for belt widths of 1/4" and 1/2" (626379000)
Optional equipment:	(See page 71)



CORDED
5" Angle Grinder
 WEV 15-125 Quick INOX



Shown with optional backing pad (655143000)

CORDED
Variable Speed High Torque Dry Polisher
 PE 12-175

Model	WEV 15-125 Quick INOX 600572420
Electronics	Vario-tacho-constamatic (VTC)
Electronic soft start feature	•
Electronic speed stabilization	•
Power interruption protection	•
Electronic winding temperature	•
Motor	LongLife
Quick wheel change system	•
Switch with lock on capability	•
Low profile aluminum die-cast gear housing	•
Variable speed dial	•
Burst-proof guard w/ 7 stops	•
Anti-vibration side handle	•
Metabo slip clutch	•
Auto-stop carbon brushes	•
Winding protection grid	•
Maximum torque	37.2 inch lbs.
Maximum wheel diameter	5"
No-load speed (RPM)	2,000-7,600
Amps	13.5
Rated input watts	1,550
Arbor size	7/8"
Spindle thread	5/8"-11
Tool weight	6.2 lbs.
Shipping weight	7.2 lbs.
Length	12.3"
Carrying case	344454180 (optional)
Standard equipment:	MVT Side handle (314000970)
	Wheel guard (339203010)
	Inner flange (341031290)
	Locking nut (316031310)
Optional equipment:	Detachable dust filter (630791000)

Model	PE 12-175 602175420
Maximum pad diameter	7"
Double insulated	•
Electronics	Vario-tacho-constamatic (VTC)
Motor	LongLife
Spindle lock	•
Winding protection grid	•
High performance spiral bevel gears	•
Variable speed controlled by adjusting dial	•
Auto-stop carbon brushes	•
Maximum torque	124 inch lbs.
No-load speed (RPM)	700-2,200
Amps	10
Rated input watts	1,200
Spindle thread	5/8"-11
Tool weight	5.9 lbs.
Shipping weight	7.6 lbs.
Length	14.3"
Carrying case	631382000 (optional)
Standard equipment:	Side handle (314000540)
	Hand guard (630332000)
	Spindle extension (341513050)



Inox Angle Grinder Accessories

Special non-woven - VKS (with bore)



- Made from pressed fleece material on glass fiber supporting plate
- Reduces the number of working stages required. For cleaning and polishing surfaces, for smoothing weld seams
- For steel, stainless, alloy and high-alloy steels, colored and light metals, chrome and nickel steels, titanium, steels

Diameter inches	Grit	Pcs/Pkg	Order #
5" x 7/8"	Very fine	1	626368000
5" x 7/8"	Very fine	5	626417000

Combi Flap disc (KLS)



- Made from high-quality pink aluminum oxide fabric in combination with high-quality nonwoven nylon abrasive
- For removal of rough material to fine polish in a single process. Very even grinding results with good material removal
- For processing weld seams on flat or rounded surfaces. For removing minor scratches and damage to the work piece
- Suitable for grinding, cleaning and finishing work on stainless steel, steel, color and light metals, titanium alloys

Diameter inches	Grit	Pcs/Pkg	Order #
5" x 7/8"	Coarse	1	626369000
5" x 7/8"	Coarse	5	626415000
5" x 7/8"	Medium	1	626370000
5" x 7/8"	Medium	5	626416000

"Pyramid" cling-fit sanding discs



- 3-dimensional structure of the grinding media (pyramid-shaped)
- High volume output with very even and fine sanding results at the same time. Long service life. Faster progress when compared to traditional sanding media, due to the reduced number of working stages
- For removing scratches, mill skin on stainless steel. Preparation for polishing
- Suitable for use on all metals; especially for stainless steels, titanium, cobalt, nickel, chrome alloys

Diameter inches	Grit	Pcs/Pkg	Order #
5"	P 120 (A 160)	5	626371000
5"	P 280 (A 65)	5	626372000
5"	P 400 (A 45)	5	626373000
5"	P 600 (A 30)	5	626374000
5"	P 1200 (A 16)	5	626403000
5"	P 2000 (A 6)	5	626404000

Special non-woven disc - VKS cling-fit



- Made of compacted fleece material hook and loop backing
- Reduces the number of working stages required. For cleaning and polishing surfaces, for smoothing weld seams
- For steel, stainless, alloy and high-alloy steels, color and light metals, chrome and nickel steels, titanium, steels

Diameter inches	Grit	Pcs/Pkg	Order #
5"	Very fine	1	626375000

Cling-fit backing pad



• 5" x 5/8-11

Order #
623298000

Micro fiber cloth



- 3 micro-fiber cloths
- For cleaning and evenly distributing protective spray and polishes
 - For removing paste residue using talcum powder
 - Suitable for all metals and hard plastics

Order #
626398000

Burnisher Accessories

Expansion roller



- For using sanding belts and abrasive sleeves. The belts / abrasive sleeves are pushed over the roller and clamped securely by centrifugal force. Agressive metal removal.

Diameter inches	Order #
4" x 4"	623470000


Pneumatic sanding drum



- For using sanding belts and abrasives sleeves. The sanding belts / abrasive sleeves are pushed over the drum and clamped securely by pneumatic force. Fine metal finishing.

Diameter inches	Order #
4" x 4"	623542000

Sanding belts



- Material: zirconia alumina
- Suitable for all metals and stainless steel
- For removing scratches and smoothing weld seams

Diameter inches	Grit	Pcs/Pkg	Order #
4" x 4"	P 40	10	623512000
4" x 4"	P 60	10	623473000
4" x 4"	P 80	10	623474000
4" x 4"	P 120	10	623475000
4" x 4"	P 220	10	623476000

Felt Flap Rolls



- Patented flap design made with 70% wool felt material. Designed to be used in combination with a rouge or compound that can produce a mirror surface finish. The flap construction increases flexibility and runs cooler, for overall better performance.

(Medium version: Flaps are slit lengthwise to create a mop effect. This increases the flexibility of the material for polishing irregular or contoured surfaces.)

Diameter inches	Version	Pcs/Pkg	Order #
4-1/4" x 4"x 5/8-11	Medium	1	656790000
4-1/4" x 4"x 5/8-11	Fine	1	656791000


Nylon non-woven abrasive sleeves



- For removing scratches and oxide layers, tarnishing, graining, deburring and fine grinding

Diameter inches	Version	Pcs/Pkg	Order #
4" x 4"	Coarse	2	623519000
4" x 4"	Medium	2	623495000
4" x 4"	Fine	2	623496000

"Pyramid" sanding belts



- For all metal uses, suited for processing steel/stainless steel and aluminum
- 3-dimensional structure of the grinding media (pyramid-shaped). High removal of material with an even and fine grinding finish
- Quick progress; considerably reduces working stages compared to traditional grinding methods

Diameter inches	Grit	Pcs/Pkg	Order #
4" x 4"	P 120 (A 160)	5	626405000
4" x 4"	P 280 (A 65)	5	626406000
4" x 4"	P 400 (A 45)	5	626407000
4" x 4"	P 600 (A 30)	5	626408000
4" x 4"	P 1200 (A 16)	5	626409000
4" x 4"	P 2000 (A 6)	5	626410000

Flap wheels



- For removing rust, oxide layers, scratches
- For texturing and graining metal

Diameter inches	Grit	Pcs/Pkg	Order #
4" x 4"	P 40	1	623477000
4" x 4"	P 60	1	623513000
4" x 4"	P 80	1	623479000
4" x 4"	P 120	1	623480000
4" x 4"	P 180	1	623481000
4" x 4"	P 240	1	623482000

Interleaved wheels



- Pink aluminum oxide sanding flaps combined with grain-coated non-woven nylon
- For tarnishing, graining and removing scratches on metal

Diameter inches	Grit	Pcs/Pkg	Order #
4" x 4"	P 60	1	623483000
4" x 4"	P 80	1	623484000
4" x 4"	P 180	1	623485000
4" x 2"	P 60	1	623526000
4" x 2"	P 80	1	623527000
4" x 2"	P 180	1	623528000

Burnisher Accessories

Non-woven nylon abrasive wheels



- Elastic grain-coated nylon web for shadow-free tarnishing, graining and polishing of stainless steel and non-ferrous metals

Diameter inches	Grit	Pcs/Pkg	Order #
4" x 4"	P 60	1	623486000
4" x 4"	P 80	1	623487000
4" x 4"	P 180	1	623488000
4" x 4"	P 280	1	623514000
4" x 4"	P 400	1	623468000
4" x 4"	P 600	1	623469000
4" x 4"	P 900	1	623494000
4" x 2"	P 60	1	623515000
4" x 2"	P 80	1	623516000
4" x 2"	P 180	1	623517000

Hard stripping wheel



- For cleaning and descaling weld seams
- Removing rust, oxide layers and paint
- Strong longitudinal grinding of stainless steel

Dimensions inches	Grit	Pcs/Pkg	Order #
4" x 4"	P 46	1	623525000

Rubberized abrasive wheels



- Rubberized silicone carbide abrasive grain coating
- For removing small scratches. For bright shining, decorative longitudinal grinding of stainless steel and non-ferrous metals

Diameter inches	Grit	Pcs/Pkg	Order #
4" x 4"	P 60	1	623510000
4" x 4"	P 180	1	623499000

Cotton web polishing rings



- For pre-polishing non-ferrous steel in conjunction with the brown polishing paste 623522000
- Size: 4" x 3/8"
- Type: hard
- Pcs/Pkg: 8

Order #
623508000



- For high-gloss polishing of all metals in conjunction with the blue polishing paste 623524000
- Size: 4" x 3/8"
- Type: soft
- Pcs/Pkg: 8

Order #
623509000

Sisal polishing rings



- For pre-polishing steel and stainless steel in conjunction with the white polishing paste 623520000
- Size: 4" x 1/2"
- Type: impregnated
- Pcs/Pkg : 5

Order #
623507000

Polishing paste, white



- For pre-polishing and polishing steel and stainless steel in conjunction with sisal polishing rings, for example, 623507000

Order #
623520000

Polishing paste, brown



- For pre-polishing and polishing non-ferrous metals in conjunction with cotton web polishing rings, for example, 623508000

Order #
623522000

Polishing paste, blue



- For high-gloss polishing of all metals in conjunction with cotton web polishing rings, for example, 623509000

Order #
623524000

Steel-wire wheel brushes



- Ideal for removing rust, deburring and cleaning metal

Diameter inches	Width inches	Wire thickness	Order #
4"	2-3/4"	.010 mm	623501000

Stainless steel-wire wheel brushes



- With stainless wire. For cleaning weld seams, deburring, removing rust, roughening

Diameter inches	Width inches	Wire thickness	Order #
4"	2-3/4"	.008 mm	623503000

Plastic wheel brushes




- Elastic, grain-coated wheel brush for roughening and deburring metal

Diameter inches	Width inches	Order #
4"	2-3/4"	623505000

Burnisher Accessories


3 spacer rings



- For width compensation when using grinding rollers, brushes, polishing rings

Order #
623511000


Sanding belt driver



- With smooth surface for non-slip work with grinding belts, nylon web and felt band
- Size: 3-3/8" x 2-3/4"

Order #
623529000


Guard/Spindle Accessory



- 2" Guard/Spindle accessory

Order #
626413000


Sanding belts



- Pink aluminum oxide
- For sanding/grinding, descaling, derusting and smoothing of pipe and tube
- Use in combination with the sanding belt roll 623529000
- Can be resealed with adhesive tape 623530000

Length inches	Width inches	Grit	Pcs/Pkg	Order #
23-5/8"	1-3/16"	P 40	10	623532000
23-5/8"	1-3/16"	P 60	10	623533000
23-5/8"	1-3/16"	P 120	10	623534000
23-5/8"	1-3/16"	P 240	10	623535000


Adhesive tape



- For re-closing the sanding belts

Order #
623530000


Non-woven nylon web bands



- For fine grinding or polishing, also on "closed" pipe constructions
- Recloseable by "buttonhole closure"
- Use in combination with the sanding belt roll 623529000

Length inches	Width inches	Grit	Pcs/Pkg	Order #
26"	1-3/16"	coarse (brown)	3	623536000
26"	1-3/16"	medium (maroon)	3	623537000
26"	1-3/16"	fine (blue)	3	623538000
26"	1-3/16"	super fine (grey)	3	623539000


Felt band



- For polishing work, also on "closed" pipe constructions
- Can be used on both sides
- Recloseable by "buttonhole closure"
- Use in combination with the sanding belt roll 623529000

Order #
623541000

Stainless steel adhesive tape



- 1-9/16" W x 8' 4" L x .20 Thick, self-adhesive

Order #
626376000

Pipe / Tube Belt Sander Accessories

Aluminum oxide sanding belts



- Suitable for use throughout the metal industry
- Grinding material with sturdy cotton base
- Good cutting output with good tool life
- Even grinding results

RBE15-180 (Belt Size: 1-1/2" x 30)			RB18 LTX 60 (Belt Size: 1-3/16" x 21")
Grit	Order #	Pcs/Pkg	Order #
P 120	626300000	10	626279000
P 180	626301000	10	626280000
P 240	626302000	10	626281000
P 320	626303000	10	626282000
P 400	626304000	10	626283000

Zirconia alumina sanding belts



- For all metal uses, particularly suited to the processing of stainless steel
- Grinding material with cotton backing
- Fast cutting with good life
- For rough finishing and deburring of steel and stainless steel

RBE15-180 (Belt Size: 1-1/2" x 30)			RB18 LTX 60 (Belt Size: 1-3/16" x 21")
Grit	Order #	Pcs/Pkg	Order #
P 60	626305000	10	626284000
P 80	626306000	10	626285000
P 120	626307000	10	626286000

Ceramic grain sanding belts



- For all metal uses, particularly suited to the processing of stainless steel
- Fast cutting with extremely long life thanks to the self-sharpening ceramic grain
- For rough finishing and deburring of steel and stainless steel

RBE15-180 (Belt Size: 1-1/2" x 30)			RB18 LTX 60 (Belt Size: 1-3/16" x 21")
Grit	Order #	Pcs/Pkg	Order #
P 60	626308000	10	626287000
P 80	626309000	10	626288000
P 120	626310000	10	626289000

"Pyramid" sanding belts



- For all metal uses, particularly suited to the processing of stainless steel
- 3-dimensional structure of the grinding media (pyramid-shaped). High removal of material with a very even and fine grinding result for the entire lifetime of the product
- Fastest finish; considerably reduces working time compared to traditional grinding methods

RBE15-180 (Belt Size: 1-1/2" x 30)			RB18 LTX 60 (Belt Size: 1-3/16" x 21")
Grit	Order #	Pcs/Pkg	Order #
P 120 (A 160)	626311000	5	626290000
P 280 (A 65)	626312000	5	626291000
P 400 (A 45)	626313000	5	626292000
P 600 (A 30)	626314000	5	626293000
P 1200 (A 16)	626315000	5	626294000
P 2000 (A6)	626316000	5	626295000

Non-woven nylon web belts



- For grinding, cleaning and finishing work
- For removing scratches, color runs and oxide layers
- For preparing, pre-grinding and polishing weld seams

RBE15-180 (Belt Size: 1-1/2" x 30)			RB18 LTX 60 (Belt Size: 1-3/16" x 21")
Grit	Order #	Pcs/Pkg	Order #
Coarse	626319000	3	626296000
Medium	626320000	3	626297000
Very fine	626322000	3	626298000

Felt belt



- For polishing stainless steel and non-ferrous metals, always in conjunction with a polishing paste

RBE15-180 (Belt Size: 1-1/2" x 30)			RB18 LTX 60 (Belt Size: 1-3/16" x 21")
Grit	Order #	Pcs/Pkg	Order #
Soft	626323000	1	626299000

Polishing paste, white



- For pre-polishing and polishing steel and stainless steel in conjunction with sisal polishing rings, for example, 623507000

Order #
623520000

Polishing paste, brown



- For pre-polishing and polishing non-ferrous metals in conjunction with cotton web polishing rings, for example, 623508000

623522000

Polishing paste, blue



- For high-gloss polishing of all metals in conjunction with cotton web polishing rings, for example, 623509000

623524000

Micro fiber cloth



- 3 micro-fiber cloths
- For cleaning and evenly distributing protective media and polishes, for removing pastes and cream residue
- Suitable for all metals and hard plastics

Order #
626398000

Fillet Weld Grinder Accessories

Compressed non-woven nylon discs - VKS



- Made of compressed nylon on a fiberglass disc
- For cleaning and polishing surfaces, for smoothing weld seams; reduces the number of working stages required
- For alloy and high-alloy steels, colored and light metals, chrome and nickle steels, titanium, stainless steels

Dimensions inches	Grit	Pcs/Pkg	Order #
6" x 1/8" x 1"	Medium	1	626400000
6" x 1/4" x 1"	Very fine	1	626401000
6" x 1/4" x 1"	Medium	1	626402000

Felt disc



- For polishing stainless steel and non-ferrous metals, always in conjunction with a polishing paste

Dimensions inches	Grit	Pcs/Pkg	Order #
6" x 3/16" x 1"	Soft	1	626395000

Profiling file



- For profiling of the fleece compact disc - VKS
- Incl. 2 sanding paper strips P24

Order #
626396000

Micro-fiber cloth



- 3 micro-fiber cloths
- For cleaning and evenly distributing protective media and polishes, for removing pastes and cream residue
- Suitable for all metals and hard plastics

Order #
626398000

Polisher Accessories




Hook and loop backing pads



- Hook & loop-faced, for attaching polishing and sanding accessories

Diameter inches	Pcs/Pkg	Order no.
5" Soft backing pad	1	655141000
5" Medium backing pad	1	655129000
5" Hard backing pad	1	623298000
7" Hard backing pad	1	655143000

5" Hook and loop backed accessories

Diameter inches	Description	Pcs/Pkg	Order no.
 5"	Cling-fit intermediate disc for uneven surfaces	1	631216000
 5"	Polishing sponge	1	631222000
 5"	Lambs wool buff	1	631223000

Band File Accessories

Aluminum oxide sanding belts



- Suitable for use on metals or wood
- Good removal rate with good belt life
- Consistent results

Grit	Pcs/Pkg	Order no. 1/4 x 18	Order no. 1/2 x 18	Order no. 3/4 x 18
P 40	10	626326000	626332000	626338000
P 60	10	626327000	626333000	626339000
P 80	10	626328000	626334000	626340000
P 120	10	626329000	626335000	626341000
P 240	10		626337000	

Zirconia alumina sanding belts



- For all metal uses, particularly suited to the processing of steel/stainless steel
- Excellent removal rate and long belt life
- For rough finishing and deburring

Grit	Pcs/Pkg	Order no. 1/4 x 18	Order no. 1/2 x 18	Order no. 3/4 x 18
P 40	10	626344000	626348000	626352000
P 60	10	626345000	626349000	626353000
P 80	10	626346000	626350000	626354000
P 120	10	626347000	626351000	626355000

Ceramic grain sanding belts



- For all metal uses, particularly suited to the processing of steel/stainless steel
- Extremely high removal rate with excellent belt life due to self sharpening ceramic grains
- For rough and medium finishing and deburring

Grit	Pcs/Pkg	Order no. 1/4 x 18	Order no. 1/2 x 18	Order no. 3/4 x 18
P 40	10	626356000	626360000	626364000
P 60	10	626357000	626361000	626365000
P 80	10	626358000	626362000	626366000
P 120	10	626359000	626363000	626367000

Non-woven nylon web bands



- For grinding, cleaning and finishing work
- For removing scratches, color runs and oxide layers
- For preparing, pre-grinding and polishing weld seams

Grit	Pcs/Pkg	Order no. 1/4 x 18	Order no. 1/2 x 18	Order no. 3/4 x 18
Coarse	5	626383000	626387000	626391000
Medium	5	626384000	626388000	626392000
Very fine	5	626386000	626390000	626394000

Sanding belt arms



- Suitable for sanding belts 1/4 x 18 in. and 1/2 x 18 in.
- For sanding narrow areas, weld seams, deburring edges
- Work on flat or curved surfaces

Order #
626379000




- Suitable for sanding belts 1/4 x 18 in.
- For sanding narrow areas, edges, deburring pipe and tube
- Work on flat surfaces

626380000



- Suitable for sanding belts 1/2 x 18 in.
- For sanding edges, deburring pipes, sanding welds
- Work on flat surfaces

626381000



- Suitable for sanding belts 3/4 x 18 in.
- For grinding edges and surfaces
- Work on flat surfaces

626382000

Micro-fiber cloth



- 3 micro-fiber cloths
- For cleaning and evenly distributing protective media and polishes
- For removing pastes and cream residue
- Suitable for all metals and hard plastics

Order #
626398000

BENCH GRINDERS



DS 150
6" Bench Grinder



DS 175
7" Bench Grinder



DS 200
8" Bench Grinder



DSD 250
10" Bench Grinder

Model	DS 150 619150420	DS 175 619175420	DS 200 619200420	DSD 250 619250420
Magnetic switch with Restart protection		•	•	•
Toolless stamped steel tool rest	•	•	•	•
Steel guard, quick opening	•			
Steel guard with dust collection port		•	•	•
Maintenance free induction motor	•	•	•	•
Large toolless adjustable spark guards	•	•	•	•
Vibration absorbing rubber mounts	•	•	•	•
Maximum torque	18 inch lbs.	18 inch lbs.	21 inch lbs.	53 inch lbs.
Motor power	120V, 60 Hz, single phase	120V, 60 Hz, single phase	120V, 60 Hz, single phase	120V, 60 Hz, single phase
No-load speed (RPM)	3,570	3,570	3,570	1,780
Amps	3.8	3.7	4.8	7.5
Rated input watts	450	500	600	900
Arbor size	1/2"	1"	1-1/4"	1-1/4"
Tool weight	22 lbs.	32 lbs.	36 lbs.	74 lbs.
Shipping weight	24 lbs.	36.5 lbs.	41 lbs.	80 lbs.
Length	13.5"	16"	17.3"	20.8"
Standard equipment:	Hex wrench	Hex wrench	Hex wrench	Hex wrench
	36 Grit wheel (6"x3/4"x1/2")	36 Grit wheel (7" x 1" x 1")	36 Grit wheel (8" x 1-1/4" x 1")	36 Grit wheel (10" x 1-1/2" x 1-1/4")
	60 Grit wheel (6"x3/4"x1/2")	60 Grit wheel (7" x 1" x 1")	60 Grit wheel (8" x 1-1/4" x 1")	60 Grit wheel (10" x 1-1/2" x 1-1/4")

Bench Grinder Accessories


Floor Stand
with storage slots and water cup.

Order #
623867000



Wall Mount Bracket
Suitable for 7" or 8" bench grinders.

Order #
623862000



Type 1 Vitrified Wheels for Bench Grinders



Order #	Size	Spec.	Max. RPM	Pcs/Pk
---------	------	-------	----------	--------



- Aluminum Oxide - Excellent general purpose wheel for routine use on bench grinders. Performs very well for every day general shop use on various steels.

655401000	6 x 3/4 x 1	A 36	4,140	1
655402000	6 x 3/4 x 1	A 60	4,140	1
655403000	6 x 3/4 x 1	A 80	4,140	1
655405000	6 x 1 x 1	A 24	4,140	1
655406000	6 x 1 x 1	A 36	4,140	1
655407000	6 x 1 x 1	A 60	4,140	1
655408000	6 x 1 x 1	A 80	4,140	1
655410000	7 x 1 x 1	A 24	3,600	1
655411000	7 x 1 x 1	A 36	3,600	1
655412000	7 x 1 x 1	A 60	3,600	1
655413000	7 x 1 x 1	A 80	3,600	1
655414000	8 x 1 x 1-1/4	A 24	3,600	1
655415000	8 x 1 x 1-1/4	A 36	3,600	1
655416000	8 x 1 x 1-1/4	A 60	3,600	1
655417000	8 x 1 x 1-1/4	A 80	3,600	1
655419000	10 x 1 x 1-1/4	A 24	2,485	1
655420000	10 x 1 x 1-1/4	A 36	2,485	1
655421000	10 x 1 x 1-1/4	A 60	2,485	1
655423000	10 x 1-1/2 x 1-1/4	A 36	2,485	1
655424000	10 x 1-1/2 x 1-1/4	A 60	2,485	1

Bushing Selector

	Wheel Dia.	Arbor Hole	Bushing Size				
			1/2"	5/8"	3/4"	1"	1-1/4"
Vitrified bench grinding wheels come with nested bushings. Check the chart at right for bushing sizes.	6"	1"	■	■	■		
	7"	1"		■	■		
	8"	1-1/4"		■	■	■	
	10"	1-1/4"				■	
Replacement bushings for bench wheels	#655167000	1-1/2"	■	■	■	■	■

Type 1 Vitrified Wheels for Bench Grinders



Order #	Size	Spec.	Max. RPM	Pcs/Pk
---------	------	-------	----------	--------



- Green Silicon Carbide - Very sharp cool cutting wheel. Excellent for sharpening carbide tipped bits as well as working with non-ferrous materials such as aluminum, glass, ceramic and cast irons.

655431000	6 x 3/4 x 1	C 60	4,140	1
655432000	6 x 3/4 x 1	C 80	4,140	1
655433000	6 x 3/4 x 1	C 120	4,140	1
655434000	6 x 1 x 1	C 60	4,140	1
655435000	6 x 1 x 1	C 80	4,140	1
655436000	6 x 1 x 1	C 120	4,140	1
655438000	7 x 1 x 1	C 80	3,600	1
655439000	7 x 1 x 1	C 120	3,600	1
655440000	8 x 1 x 1-1/4	C 60	3,600	1
655441000	8 x 1 x 1-1/4	C 80	3,600	1
655442000	8 x 1 x 1-1/4	C 120	3,600	1

Wire Wheels for Bench Grinders

Steel Order#	Dia. x Face	Trim Length	Arbor	Wire	Max RPM	Pkg.	Pcs/Pkg
655216000	6" x 3/4"	1-1/4"	1/2"-5/8"	.014 crimped	6,000	Boxed	1
655217000	8" x 3/4"	2-1/8"	5/8"	.014 crimped	6,000	Boxed	1





CS 23-355
14" Chop Saw



Quick release adjustable vise adds versatility.

Model	CS 23-355 602335420
Lock-off button for safety	•
Spindle lock for convenient wheel changes	•
Pivoting wheel guard	•
All ball bearing construction for long life	•
Auto-stop carbon brushes (externally accessible)	•
Durable steel base	•
Maximum vise open	9 3/8"
Maximum cutting capacity	
- bar	2 1/2"
- pipe	5"
- section steel	4 1/2" x 5 1/8"
No-load speed (RPM)	4,100
Amps	15
Rated input watts	2,300
Arbor size	1"
Vise angle (adjustable)	0°-45°
Tool weight	38 lbs.
Shipping weight	43 lbs.
Standard equipment:	344163520 wrench

Type 1 Cutting Wheels for Chop Saws

Order #	Size	Max. RPM	Pcs/Pkg	Formula	Wheel
616340000	14 X 3/32 X 1	4,300	10	A24M	Original
655236000	14 X 3/32 X 1 Internal Reinforced	4,300	10	A30P	Original
616215000	16 X 3/32 X 1	3,820	10	A24M	Original
616337420	12 X 3/32 X 1	5,100	10	A30R	Original Long Life
616146000	14 X 3/32 X 1	4,300	10	A30S	Original Long Life
616338000	14 X 3/32 X 1	4,300	10	A30R	Original Long Life
616327000	14 X 7/64 X 1	4,300	10	A30R	Original Long Life





BE 850-2
1/2" 2-Speed Drill

NEW



BEV 1300-2
1/2" 2-Speed Drill

NEW



BE 75-16
1/2" Triple Gear Reduction
Drill High Torque



Model	BE 850-2 600573420	BEV 1300-2 600574420	BE 75-16 600580420
Electronics	Variospeed	Vario-tacho-constamatic	Variospeed
Aluminum die-cast gear housing	•	•	•
Gear-box	2-speed	2-speed	Triple gear reduction
High torque, e.g. for use with auger bits up to 2" in dia.			•
Rubber coated comfort grip	•	•	•
Safety non-slip side handle	•	•	•
Reversing switch	•	•	•
Chuck	1/2" Geared	1/2" Geared	1/2" Geared
Metabo mechanical slip clutch	•	•	•
Swivel cord connection	•	•	•
Auto-stop carbon brushes	•	•	•
Winding protection grid	•	•	•
Extra long, safety non-slip side handle		•	•
Switch locking catch, equally accessible to right & left hand			•
Overload protection		•	
Power interruption protection	•	•	
Maximum tightening torque	319 inch lbs.	390 inch lbs.	664 inch lbs.
Capacity			
- in mild steel	1/2"	5/8"	5/8"
- in softwood	1 9/16"	1 9/16"	2"
No-load speed (RPM)	0-1,100/0-3,100	0-1,100/0-3,100	0-650
Amps	7.7	9.6	6.7
Rated input watts	850	1,100	750
Chuck capacity	1/2"	1/2"	1/2"
Tool weight	5.73 lbs.	5.95 lbs.	6.75 lbs.
Standard equipment:			
	Chuck key (635167000)	Chuck key (635167000)	Chuck key (635167000)
	Side handle (314001020)	Side handle (314001030)	Side handle (314001030)

CORDED
MAG 32
 1-1/4" Electromagnetic
 Drill Press



CORDED
MAG 50
 2" Electromagnetic
 Drill Press



Model	MAG 32 600635620	MAG 50 600636620
Vario tacho constamatic (VTC) electronics		•
LongLife motor	•	•
Aluminum die-cast gear housing	•	•
2-speed gear-box		•
LED Light illuminates drilling path	•	•
Variable speed dial		•
Reversing switch (for tapping)		•
Electronic overload protection		•
Power interruption protection		•
Integrated coolant container	•	•
Maximum torque	443 inch lbs.	797 inch lbs. / 443 inch lbs.
Capacity		
- in mild steel w/ twist bit	1-1/4"	2"
- in softwood w/ annual cutters	1/2"	13/16"
Maximum drilling depth	2"	2"
Thread cutting	n/a	5/8" Max.
No-load speed (RPM)	700	100-250/200-450
Amps	9	11.9
Rated input watts	1,000	1,200
Bit retention	Weldon 3/4"	Morse taper MT2, Weldon 3/4"
Dimensions of magnetic base	3-9/16" x 7-1/2"	3-9/16" x 7-1/2"
Stroke	6-5/16"	6-5/16"
Height at highest position	19"	24"
Height at lowest position	13.3"	18"
Tool weight	22.5 lbs.	28 lbs
Shipping weight	30.5 lbs.	36 lbs.
Carrying case	344453960 (standard)	344453960 (standard)
Standard equipment:	Safety strap (341148140)	Safety strap (341148140)
	Allen wrench (344163630)	Allen wrench (344163620)
	Weldon 3/4" chuck	MT2 drift key (642395000)
	Centering pin 3" (626608000)	Weldon 3/4" industrial tool holder (316046240)
		Centering pin 3" (626608000)
		Centering pin 4" (626609000)
Optional equipment:	Universal cutting spray (626606000)	Universal cutting spray (626606000)
	Weldon 3/4" to 1/2" chuck adaptor (626611000)	Weldon 3/4" to 1/2" chuck adaptor (626611000)
	Adaptor for weldon to FEIN quick IN (626600000)	Adaptor for weldon to FEIN quick IN (626600000)
	Centering pin 3" (626608000)	Quick change weldon 3/4" tool holder (626604000)



Accessories for Drills									
	<p>631078000 Right angle drive adaptor • Fits tools with quick change only</p> <table border="1"> <tr> <td>Drive Ratio:</td> <td>1:1</td> </tr> <tr> <td>Thread size:</td> <td>1/2"x 20 UNF</td> </tr> <tr> <td>Weight:</td> <td>1 1/4 lbs.</td> </tr> <tr> <td>Length:</td> <td>4"</td> </tr> </table>	Drive Ratio:	1:1	Thread size:	1/2"x 20 UNF	Weight:	1 1/4 lbs.	Length:	4"
Drive Ratio:	1:1								
Thread size:	1/2"x 20 UNF								
Weight:	1 1/4 lbs.								
Length:	4"								
	<p>626611000 Weldon 3/4" to 1/2-20 Chuck Adaptor Allows use of any chuck with 1/2-20 mounting threads.</p>								
	<p>600890000 Drill Stand Adjustable depth guide. Tool clamp dia.: 43 mm Stroke: 2 9/16" Distance - center to column: 6 1/2" Base dimensions: 8 5/8" x 8 3/8"</p>								
	<p>627256000 X3 Attachment Multiplies torque by 3 times for tasks that demand more power. Fits the BS18 LTX BL Quick, BE1100 or BE75-16 with chucks removed.</p>								
	<p>626600000 Adaptor for Weldon to FEIN Quick IN</p>								
	<p>626608000 Centering pin 3" 626609000 Centering pin 4"</p>								
	<p>626604000 Quick change Weldon 3/4" tool holder Toolless cutter change.</p>								



ULTRA-M: THE MOST ADVANCED 18V BATTERY SYSTEM

Air-Cooled: The built-in fan system quickly cools a hot battery pack, reducing the overall charging time while increasing battery life.


Electronic Single Cell Protection (ESCP): Each cell evenly charges and discharges, extending the life of the battery, helping protect the motor and extending the life of the tool.



3-Year Unconditional Battery Warranty



18V



LiHD TECHNOLOGY **AMPLIFIED** CORDLESS POWER

36V 9" Brushless Angle Grinder with Brake
WPB 36 LTX BL 230



36V 1-1/4" SDS Plus Combination Hammer
KHA 36 LTX




36V

2 x 18V -
1-1/4" Hammer



04




Cordless Solutions

➤ Most complete range of cordless metalworking tools on the market

- Powered by the breakthrough LiHD (Lithium High-Density) battery technology, Metabo cordless tools can deliver true industrial corded productivity
- Metabo offers more specialty metalworking tools than any other tool manufacturer
- Using the most advanced charging system, Metabo batteries charge faster and last longer, making sure you are always ready to work

➤ Over 80 tools on our cordless lineup, and many more coming!



MAKE YOUR FAB SHOP CORDLESS WITH METABO

THE MOST POWERFUL BATTERY TECHNOLOGY WITH THE BROADEST RANGE OF SPECIALTY

2-in-1 Tapping Tool & Drill/Driver

with patented thread-tapping function
GB 18 LTX BL Q I
(p9)

4-1/2" Brushless Angle Grinder

w/brake and non-locking paddle switch
corded power metal grinding & cutting applications
WPB 18 LTX BL 115 Quick
(p6)

6" Brushless Angle Grinder

w/brake and non-locking paddle switch
corded power metal cutting & grinding applications
WPB 18 LTX BL 150 Quick
(p6)

LED Job Site Light

1,200-2,600 Lumens
BSA 14.4-18 LED

1/4" Impact Driver

SSD 18 LTX 200

1/2" Impact Wrench

SSW 18 LTX 200

for fast, lightweight fastening applications

Compact High Torque 1/2" Brushless Impact Wrench

12 speeds and 295 ft. lbs. of torque
SSW 18 LTX 400 BL

High Torque 1/2" Impact Wrench

450 ft. lbs. of torque
SSW 18 LTX 600

High Speed Die-Grinder for sanding, honing, polishing or machining metal, plastic and wood
GPA 18 LTX

Beveling Tool for chamfering metal

- Up to 5/32 at 45°
 - Up to 1/8 radius
- KFM 18 LTX 3 RF (p9)



METAL TOOLS LETS YOU "CUT THE CORD"!

18V/36V Multi-Bay Charger
charges up to 8 batteries simultaneously
ASC Multi 8
(p10)

Burnisher
produces fine finishes on
stainless steel surfaces
S 18 LTX 115
(p8)

High Visibility LED Site Light
with magnet and diffuser screen
dust/waterproof rated IP56
1,200/2,600 Lumens
BSA 14.4-18 LED Industrial

ESS METAL
OP

metabo
PROFESSIONAL POWER TOOL SOLUTIONS

18V/36V Multi-Bay Charger
1. Charge 8 batteries at once
2. 18V and 36V
3. Magnet with automatic locking

18V Burnisher
1. Electronic Soft Start
2. Electronic Clutch
3. High Temp. Coating

18V 5" HX Angle Grinder
1. Electronic Soft Start
2. Electronic Clutch
3. High Temp. Coating

18V LED Industrial Site Lamp
1. 18 Powerful LEDs
2. Head Elements 180°
3. Adjustable Head IP56
4. High Visibility Yellow
5. Mounting Magnet and Diffuser Screen

18V Fillet Weld Grinder
1. Electronic Soft Start
2. Electronic Clutch
3. High Temp. Coating

18V 2 1/2" Band Saw
1. Safety Brake
2. Soft Start Motor
3. Changing Handles
4. Absorbent Safety Guard
5. Water Resistant 316L/316Ti

18V Band File
1. Electronic Soft Start
2. Electronic Clutch
3. Magnet Soft Start 18V/36V

18V Pipe and Tube Sander
1. Electronic Soft Start
2. Electronic Clutch
3. Magnet Soft Start 18V/36V

2-1/2" Band Saw with Brake
precise, burr-free,
cuts in metal,
aluminum, plastic
(with minimal sparks)
MBS 18 LTX 2.5
(p9)

Pipe and Tube Sander
for reworking
and polishing
mounted handrails
and pipes
RB 18 LTX 60
(p8)

5" Flat Head Grinder
for getting into narrow
spaces small as 43°
WPF 18 LTX 125 (p6)


Band File grinds, burnishes and
deburrs in difficult to reach places
BF 18 LTX 90 (p8)

Fillet Weld Grinder grinds/finishes stainless steel
weld seams in tight and hard to reach places
KNS 18 LTX 150 (p8)



Ultra-M: The Most Advanced 18V Battery System

The best metalworking cordless tools deserve the best battery system: Metabo offers a unique set of technologies designed to provide users with the power to tackle the most demanding applications.



➤ 100% More Run Time

The Metabo 7.0 Ah LiHD battery will run up to 100% longer than Metabo's 5.2 Ah Li-ion battery.

➤ Intelligent Battery

The key behind the system is a microchip in the battery that effectively communicates with the tool and the charger.

➤ Electronic Single Cell Protection (ESCP)

Each individual battery cell is evenly charged and discharged every single time, thus greatly extending the life of the battery. The electronics further protect the motor and switch components against overload / overheat extending the life of the tool in demanding applications.

➤ Air Cooled: Ready to use again in no time

The charger's built-in fan system quickly cools a hot battery pack as it begins the charging cycle, reducing overall charging time. The result is a battery that will charge up to 30% faster and increased battery life.

➤ 3-Year Full Battery Warranty

Please see Service at www.metabousa.com for more details.



Metabo participates in:

For more information
call2recycle.org



➤ 100% Compatibility

All Metabo batteries, tools and chargers are compatible.

➤ Resistance to Extreme Temperatures

A fully charged LiHD battery pack will deliver 100% of its power in temperatures ranging from 5°F to 122°F.

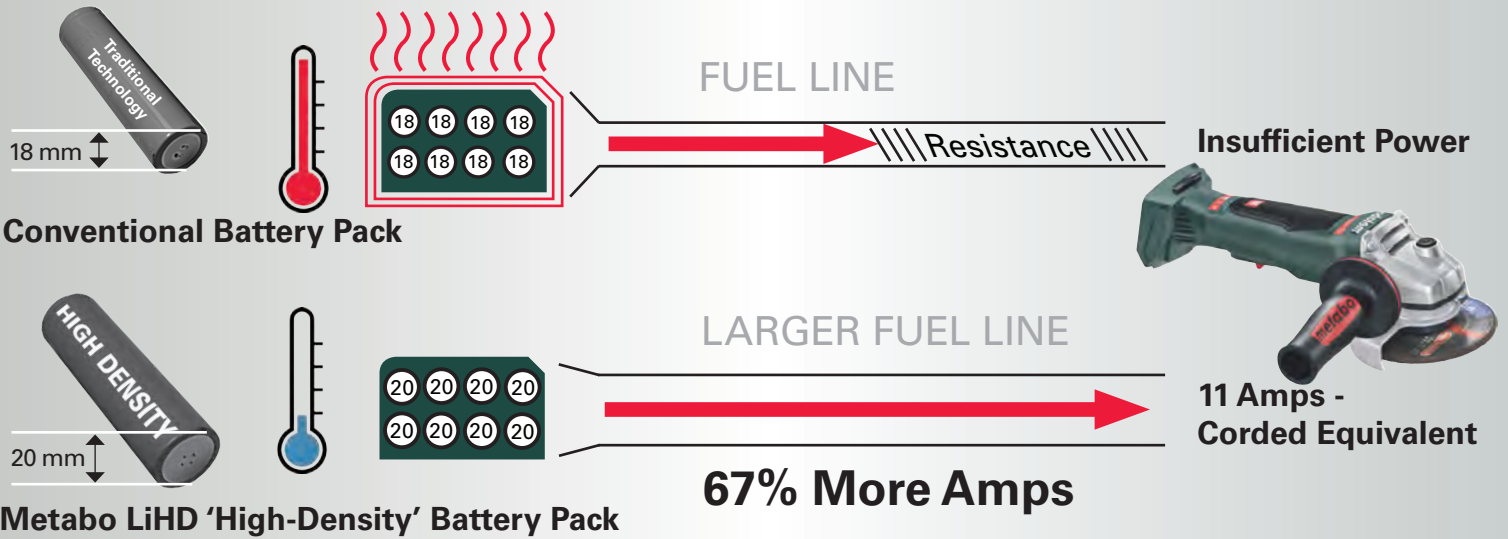
➤ Brushless Motor Technology

(depending on model)

- Longer motor life
- Increased power
- Longer run time
- Less friction
- Less heat build up
- Highest efficiency

Industrial Power = LiHD cells deliver MORE POWER with less resistance

Bigger Cells "Larger Fuel Line" = 67% Higher Current Delivery



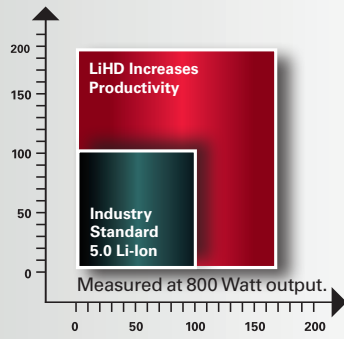
New Battery Pack = 50% Less Heat Resistance = 100% More Run Time



10 New LiHD Patents



Cordless Industrial Power is now possible



100% LONGER RUN TIME

67% MORE POWER

CORDLESS 4 1/2"-5" ANGLE GRINDERS



WPB 18 LTX BL 115 Quick
4.5" Brushless Paddle
Switch Angle Grinder with Brake




WPB 18 LTX BL 150 Quick
6" Brushless Paddle
Switch Angle Grinder with Brake



WPF 18 LTX 125
5" Flat Head Paddle
Switch Angle Grinder

Unique Feature:
*Fits where no other
grinder can reach!*



**PATENTED FLAT HEAD
GEARBOX DESIGN**

A 2-5/8" clearance fits
acute angles as small as 43°

Model Kit:	WPB 18 LTX BL 115 Quick 613074620 Kit: 2x 5.5Ah LiHD batt	WPB 18 LTX BL 150 Quick 613076640 Kit: 2x 7.0Ah LiHD batt	WPF 18 LTX 125 US613070620 Kit: 2x 7.0 Ah LiHD batt
Bare Tool:	613074860	613076860	613070860
Switch Type	Non-Locking Paddle Switch	Non-Locking Paddle Switch	Non-Locking Paddle Switch
Max. wheel diameter	4.5" Dia.	6" Dia.	5" Dia.
Safety brake	2 sec	2 sec	
Power interruption protection	•	•	•
Electronic clutch	•	•	•
Electronic overload protection	•	•	•
Spindle lock	•	•	•
External carbon brush access			•
Rotatable battery pack	•	•	•
Detachable dust filter	•	•	•
No-load speed (RPM)	9,000	9,000	8,000
Tool weight			
- 7.0 Ah	5.9 lbs.	6.0 lbs.	5.3 lbs.
- Bare	4.0 lbs.	4.1 lbs.	3.8 lbs.
Length (includes battery)	15.25"	15.25"	16.4"
Carrying case (standard) - kit only			344454180
Standard equipment:			
2 - 18V 7.0 Ah LiHD ext. batteries*	625345000	625345000	625345000
2 - 18V 5.5 Ah LiHD ext. batteries*	625342000	625342000	625342000
Type 27 wheel guard			316055590
Side handle	316046590	316046590	316046590
Inner flange	341031290	341031290	341031290
Locking nut	316062590	316062590	341101480
Spanner wrench			623934000
Quick-clip on type 1 cutting guard	630351000	630353000	
Dust filter	313062620	316062620	343398890
*Note: Standard equipment is only available with kits			
Optional equipment:			
Quick-clip on type 1 cutting guard			630355000




WPB 36 LTX BL 230
9" Cordless Angle Grinder

*(Comparable to a corded
2,400W large angle grinder)*



WPB 36-18 LTX BL 230
9" Cordless Angle Grinder



Model Kit:	WPB 36 LTX BL 230 613101640 Kit: 2x 6.2Ah LiHD + FAST Charger	WPB 36-18 LTX BL 230 613102860 (accepts 2 - 18V batteries)
Bare Tool		
Switch Type	Non-Locking Paddle Switch	
Max. wheel diameter	9"	
Motor	36V Brushless	36V (2x 18V) Brushless
Rated input watts	2,400	
Safety brake	3 sec	
Power interruption protection	•	
Electronic clutch	•	
Electronic overload protection	•	
Soft start	•	
Side handle	Anti-vibration	
Rotatable back handle	3 positions	
No-load speed (RPM)	6,600	
Tool weight (with battery)	13.4 lbs	
Length (includes battery)	25"	
Carrying case (standard)	•	
Standard equipment:		
Fast charger	627268000	
2 - 36V 6.2 Ah LiHD battery*	625344000	
Type 27 wheel guard		316065160
Side handle		314001470
Inner flange		341031850
Locking nut		341101480
Spanner wrench		623934000
Optional Equipment:		
9" Type 1 steel guard		630363000
7" Type 1 steel guard		630383000



CORDLESS DIE GRINDERS



GPA 18 LTX
25,000 RPM Die Grinder



GA 18 LTX G
6,000 RPM High Torque
Die Grinder

Model Bare Tool:	GPA 18 LTX 600621860	GA 18 LTX G 600639860
Switch Type	Non-Locking Paddle Switch	Locking Slide Switch
Max. wheel diameter	2" Dia.	3" Dia.
Power interruption protection	•	•
Electronic clutch	•	•
Electronic overload protection	•	•
Spindle lock	•	•
Rotatable battery pack	•	•
Detachable dust filter	•	•
Collet bore	1/4"	1/4"
No-load speed (RPM)	25,000	6,000
Tool weight (bare)	3.3 lbs.	3.65 lbs.
Length (includes battery)	17.5"	17.8"
Carrying case (standard) - kit only	344454760	344454760
Standard equipment:		
Collet wrench	344161300	344161300
1/4" collet	631949000	631949000
Side handle		631052000
Soft rubber grip	344099150	344099150
Dust filter	343398890	343398890
Optional equipment:		
1/8" collet	631948000	631948000
See Die Grinders accessories p57 - 58		

The Industry's Largest Range of Cordless Specialty Metal Tools



18V Burnisher
S 18 LTX 115

Burnishing tool produces fine finishes on flat stainless steel surfaces



18V Fillet Weld Grinder/Finisher
KNS 18 LTX 150

Grinds/finishes stainless steel weld seams in tight and hard to reach places



18V Pipe / Tube Sander
RB 18 LTX 60

For reworking and polishing mounted handrails and pipes



18V Band File
BF 18 LTX 90

Band file grinds, burnishes and deburrs in difficult to reach places

SEE PAGE 60-63 FOR MORE DETAILS

WORLD'S FIRST 18V Beveling Tool



Used for 45° chamfers to 5/32" depth and radii of 5/64" and 1/8"

KFM 18 LTX 3 RF
Cordless Beveling Tool

NEW

Model
5.5Ah Kit: ASC30-36 Chgr +
2 LiHD 18V 5.5 Ah Batteries

KFM 18 LTX 3 RF
601754750

Bare Tool:

601754840

No-Load RPM	7,000
Battery pack	18 V LiHD, 5.5 Ah
Max. chamfer height at 45°	5/32"
Possible radii	5/64" and 1/8"
Depth setting index	.004"
Type of edges	Chamfer and radius
Tool weight	6.8 lbs. (including battery)
Standard equipment:	
2-45 degree carbide inserts	623560000
2- 1/8" (R3) radius carbide inserts	623562000
2- 5/64" (R2) radius carbide inserts	623561000
Edge guide	316093380
MVT vibratex handle	314000970
Dust filter	343398890

See page 52 for more information on beveling tools

MBS 18 LTX 2.5
2.5" Band Saw with Brake

NEW

2-1/2" Band Saw cuts precise burr-free cuts in metal, aluminum and plastic with minimal sparks



Model
Bare Tool :

MBS 18 LTX 2.5
613022850

Instant brake	< 1 sec
Blade change	"Quick" toolless blade change system
Max. cutting capacity	2.5"
Saw band speed	570 ft/min
Saw blade length	32-7/8"
Saw blade width	1/2"
Weight (incl. 5.2Ah batt.)	9.0 lbs
Standard equipment:	
Blade guard	316095260
Allen key (3mm)	344199290
Optional equipment:	
Bandsaw blades 32-7/8" x 1/2" x .020" 14TPI (2pk)	626427000
Bandsaw blades 32-7/8" x 1/2" x .020" 18TPI (2pk)	626428000
Bandsaw blades 32-7/8" x 1/2" x .020" 14/18TPI (2pk)	626429000

BRUSHLESS

WORLD'S FIRST 18V Tapping Tool



GB 18 LTX BL Q I
2 in 1: Push pull tapping tool,
1/2" Brushless Drill / Driver

NEW

Tapping Tool with patented thread-tapping function cuts a perfect thread in seconds

Model
Bare Tool:

GB 18 LTX BL Q I
603827890

Gearbox	2-speed
Aluminum die-cast gear housing	•
Quick change chuck	•
Planetary gearing	•
Electronic brake	•
LED light	•
Impuls mode for removal of damaged screws and spot drilling on smooth surfaces	•
Max. tightening torque:	
- Soft case (continuous)	531 in. lbs.
- Hard case (maximum)	1,062 in. lbs.
Peak Torque	1,300 in. lbs.
Max. chuck capacity (inch.)	1/2"
Max. tapping capacity	M12 - 1/2"
Max. drilling capacity	
- in mild steel	1/2"
- in softwood	2-1/2"
No-load speed (RPM)	0-500 / 0-1,850
Tool weight (bare)	3.8 lbs.
Standard equipment:	
Side handle	314001030
Quick change tapping chuck	627237000
Charger (kit only)	627046000
Belt hook	316052120
Bit depot	316052130
Optional equipment:	
Quick change chuck	627240000
Quick Power X3 torque multiplier	627256000
Quick right angle attachment	627242000
Quick Magnetic Bit Holder	627241000

CORDLESS IMPACT DRIVERS AND WRENCHES



2.0 Ah
Version

SSD 18 LTX 200
1/4" Hex Impact Driver



3.5 Ah
Version

SSW 18 LTX 200
1/2" Impact Wrench



BRUSHLESS

SSW 18 LTX 400 BL
18V Brushless High Torque
1/2" Impact Wrench



SSW 18 LTX 600
18V High Torque
1/2" Impact Wrench

Model	SSD 18 LTX 200 US602196310 Kit: 2x 3.5 Ah LiHD 602196620 Kit: 2x 2.0Ah 602196850 Bare tool	SSW 18 LTX 200 US602195310 Kit: 2x 5.5 Ah LiHD 602195850 Bare tool	SSW 18 LTX 400 BL US602205550 Kit: 2x 5.5 Ah LiHD US602205310 Kit: 2x 3.5 Ah LiHD 602205890 Bare tool	SSW 18 LTX 600 US602198550 Kit: 2x 5.5 Ah LiHD 602198890 Bare tool
Electronics	Variospeed (V)	Variospeed (V)	Variospeed (V)	Variospeed (V)
Speed range	• 3 settings	• 3 settings	• 11 settings	
Aluminum die-cast gear housing	•	•	•	•
Reversing switch	•	•	•	•
LED light	•	•	•	•
Drive	1/4" Hex	1/2" square w/ring retention	1/2" square w/ring retention	1/2" square w/ring retention
No-load speed (RPM)	0-1,000/ 0-1,850/ 0-2,500	0-900/ 0-1,650/ 0-2,300	0-2,150	0-1,600
Max. tightening torque (in. lbs.)	664 in. lbs. 1062 in. lbs. 1328 in. lbs.	74 ft. lbs. 103 ft. lbs. 155 ft. lbs.	295 ft. lbs	450 ft. lbs
Max. impacts/min.	3300	3,000	4,250	2,200
Tool weight				
- 5.5 Ah Kit	n/a	n/a	4.8 lbs.	7.6 lbs.
- 3.5 Ah Kit	3.4 lbs.	3.4 lbs.	3.9 lbs.	n/a
- 2.0 Ah Kit	3.2 lbs.	n/a	n/a	n/a
- Bare	2.3 lbs.	2.3 lbs.	2.8 lbs.	5.6 lbs.
Length	5.8"	5.8"	6.5"	10"
Carrying case* (standard) - kit only	344455010	344455010	344455010	344455010
Standard equipment (depending on version):				
2-18V 5.5 Ah LiHD ext. batteries*			625342000	625342000
2-18V 3.5 Ah LiHD ext. batteries*	625346000	625346000	625346000	
2-18V 2.0 Ah Li-Ion ext. batteries*	625596000			
Charger*	627046000	627046000	627046000	627046000
Belt hook*	316052120	316052120	316052120	316052120
Bit depot*	316052130	316052130		
*Note: Standard equipment is only available with kits				
Optional equipment:				
Adaptor 1/2" sq. to 1/4" hex		628836000	628836000	628836000

The Right Drill for the Right Application

18V 1/2" Brushless Hammer Drill/Driver
SB 18 LTX-3 BL Q I

3-Speed Gearbox for Versatile Use:

- 3,800 RPM for fast drilling and pilot holes
- 2,050 RPM for most common applications
- 600 RPM for high torque needs


Quick Change Chuck
with 1/4" hex bit holder



Most Powerful BL Motor
- Up to 1,300 in. lbs. torque
- Longest life and runtime

11 Electronically Controlled Clutch Settings:
- Precise
- Impuls mode for drilling into soft material

Quick Accessories:
- Right Angle Attachment
- X3 Torque Multiplier
- Lock-on Bit Holder



COMPACT



18V 3/8" Drill/Driver
BS 18 Quick

18V 1/2" Hammer Drill/Driver
SB 18

Chuck: 3/8"
RPM: 0-450 / 0-1,600
Max Torque: 425 in. lbs.

Chuck: 1/2"
RPM: 0-450 / 0-1,600
Max Torque: 425 in. lbs.
BPM: 24,000

PERFORMANCE - LT



18V 1/2" Brushless Drill/Driver
BS 18 LT BL

18V 1/2" Brushless Hammer Drill/Driver
SB 18 LT BL

Chuck: 1/2"
RPM: 0-600 / 0-2,100
Max Torque: 531 in. lbs.

Chuck: 1/2"
RPM: 0-600 / 0-2,100
Max Torque: 531 in. lbs.
BPM: 31,950

PROFESSIONAL - LTX



18V 1/2" Brushless Drill/Driver
BS 18 LTX BL I

18V 1/2" Hammer Drill/Driver
SB 18 LTX BL I

18V 1/2" Brushless Drill/Driver
BS 18 LTX-3 BL Q I

18V 1/2" Brushless Hmr Drill/Driver
SB 18 LTX-3 BL Q I





Chuck: 1/2"
RPM: 0-500 / 0-1,850
Peak Torque: 1,300 in. lbs.

Chuck: 1/2"
RPM: 0-500 / 0-1,850
Peak Torque: 1,300 in. lbs.
BPM: 32,300

Chuck: 1/2"
RPM: 0-500 / 0-2,050/
0-3,800
Peak Torque: 1,300 in. lbs.

Chuck: 1/2"
RPM: 0-500 / 0-2,050/
0-3,800
Peak Torque: 1,300 in. lbs.
BPM: 32,300

CORDLESS DRILL/DRIVERS & HAMMER DRILLS

					
		Compact	Performance - LT	Professional - LTX	
Drill/Drivers	Model:	BS 18 Quick	BS 18 LT BL	BS 18 LTX BL I	BS 18 LTX-3 BL Q I
	Order No. (Combo Kit):	US602217620	602325520	602350520	602355620
		2 x 2.0Ah kit	2 x 2.0Ah kit	2 x 5.2Ah	2 x 5.5Ah LiHD
	Order No. (Kit):	US602176196			
	Combo Kit w/ SSD 18 LTX 200 impact driver	2 x 2.0Ah kit			
	Bare Tool:		602325890	602350890	602355890
Hammer Drills	Model:	SB 18	SB 18 LT BL	SB 18 LTX BL I	SB 18 LTX-3 BL Q I
	Order No. (Combo Kit):	602245520	602316520	602352520	602357620
		2 x 2.0Ah kit	2 x 2.0Ah kit	2 x 5.2Ah	2 x 5.5Ah LiHD
	Order No. (Combo Kit):	685087520			
	Combo Kit w/ SSD18 LTX 200 impact driver	2 x 2.0Ah kit			
	Bare Tool:		602316890	602352890	602357890
	Gearbox	2-speed	2-speed	2-speed	3-speed
	Aluminum die-cast gear housing			•	•
	Quick change chuck	• (BS 18 Quick only)			•
	Planetary gearing	•	•	•	•
	Electronic brake	•	•	•	•
	LED light	•	•	•	•
	Impuls mode for removal of damaged screws and spot drilling on smooth surfaces			•	•
	Maximum tightening torque:				
	- Soft case (continuous)	212 in. lbs.	301 in. lbs.	531 in. lbs.	531
	- Hard case (maximum)	425 in. lbs.	531 in. lbs.	1,062 in. lbs.	1,062 in. lbs.
	Peak Torque			1,300 in. lbs.	1,300 in. lbs.
	Max chuck capacity (inch.)	1/2" for SB - 3/8" for BS	1/2"	1/2"	1/2"
	Maximum drilling capacity				
	- in mild steel	3/8"	1/2"	1/2"	1/2"
	- in softwood	3/4"	1-1/2"	2-1/2"	2-1/2"
	- in brick/block	3/8"	1/2"	5/8"	5/8"
	No-load speed (RPM)	0-450 / 0-1,600	0-600 / 0-2,100	0-500 / 0-1,850	0-500 / 0-2,050 / 0-3,800
	Max impacts/min (hammer drills only)	24,000	31,950	32,300	32,300
	Tool weight (lbs) (bare, w/ kit battery)	2.1 / 3.1	2.5 / 3.5	3.8 / 5.3	4.7 / 6.2
	Standard equipment:				
	Side handle			314001030	314001030
	Batteries (kit only)	2 x 2.0Ah			
	625596000	2 x 2.0Ah			
	625596000	2 x 5.2Ah			
	625592000	2 x 5.5Ah LiHD			
	625342000				
	Quick change chuck	627259000*			627240000
	Charger (kit only)	627046000	627046000	627046000	627046000
	Belt hook		316052120	316052120	316052120
	Bit depot		316052130	316052130	316052130
	Optional equipment:				
	Quick Power X3 torque multiplier				627256000
	Quick right angle attachment	627261000*			627242000
	Quick Magnetic Bit Holder	627241000*			627241000
		note: *BS 18 Quick only			

CORDLESS SCREW GUNS & CAULKING GUNS



SE 18 LTX 2500
2,500 RPM Drywall Screw Gun
Ideal for hard wood studs



SE 18 LTX 4000
4,000 RPM Drywall Screw gun
The most versatile



SE 18 LTX 6000
6,000 RPM Drywall Screw gun
Ideal for metal studs



BE 18 LTX 6
4,000 RPM High-Speed drill
Ideal for pilot holes and sheet metal

NEW


NEW

NEW

NEW

Model Bare Tool:	SE 18 LTX 2500 620047890	SE 18 LTX 4000 620048890	SE 18 LTX 6000 620049890	BE 18 LTX 6 600261890
Aluminum die-cast gear housing				•
Electronic brake	•	•	•	•
LED light	•	•		
No-load speed (RPM)	0-2,500	0-4,000	0-6,000	0-4,000
Max. tightening torque	80 in. lbs	62 in. lbs	44 in.lbs	35 in.lbs.
Max chuck capacity (inch.)	P2	P2	P2	3/8"
Maximum drilling capacity				
- in mild steel				1/4"
Key Application	Wood studs	Generalist	Metal studs	Sheet metal
Tool weight (incl. batt.)	3.1 lbs.	2.9 lbs.	2.9 lbs.	2.6 lbs.
Standard equipment:				
Side handle				631052000
Depth Gauge	316054470	316054470	316054470	
Magnetic Bit holder	316055470	316055470	316055470	
Belt hook	316052120	316052120	316052120	

Metabo 18V Caulking Guns... Perfect for glue, mastic, caulk, epoxy, and more!



**KPA 18 LTX 400 /
KPA 18 LTX 600
18V Caulking Guns**

NEW

Model Bare Tool:	KPA 18 LTX 400 601206850	KPA 18 LTX 600 601207850
Discharge force	1,632 lbs.	
Discharge speed	3/64" to 3/8" per sec	
Max. cartridge length	15-3/4" (400mm)	23-1/2" (600mm)
Variable speed	•	
Weight (incl. 2.0Ah batt)	6.17 lbs.	
Cartridge holder	315420000 (standard)	315420000 (optional)

CORDLESS ROTARY HAMMERS AND MIXER



KHA 18 LTX
1" SDS-Plus Combination Hammer



KHA 36 LTX
1 1/4" SDS-Plus Combination Hammer




KHA 36-18 LTX 32 NEW
1 1/4" SDS-Plus Combination Hammer

Model	KHA 18 LTX (18V)	KHA 36 LTX (36V)	KHA 36-18 LTX 32 (2x 18V)
5.2 Ah Kit: 2 Li-Ion 5.2 Ah Batteries	n/a	600795520	n/a
Bare Tool:	600210890	600795840	600796840
Max. Single blow energy (EPTA)	2.2 J		3.1 J
Metabo slip clutch	•		•
Rotation stop for chiseling	•		•
Max tightening torque (inch lbs.)	133		142
360° Anti-vibration side handle	•		•
MVT vibratex handles			•
Capacity			
- in concrete (using chuck adaptor)	1"		1 1/4"
- in mild steel (using chuck adaptor)	1/2"		1/2"
- in softwood	1"		1 3/16"
No-load speed (RPM)	0-1,100		0-1,100
No-load blows per minute (BPM)	0-4,000		0-4,500
Tool weight	7.1 lbs	9.9 lbs.	10.4 lbs.
Length	13"		12.4"
Carrying case		344453260 (standard)	
Standard equipment:	Side handle (314001140)	MVT Side handle (314001380)	
	Depth gauge (341511630)	3-jaw keyless quick chuck (631968000)	
	Strap (316040370)	2-36V 5.2 Ah batteries (625529000)	
		2-36V 2.6 Ah batteries (625583000)	
		Fast Charger (627268000)	
		Depth gauge (341511630)	
Optional equipment:	Dust extraction adaptor (630829000)	Dust extraction adaptor (630829000)	

see page 130 for full range of SDS-Plus carbide bits

Model	RW 18 LTX 120
Bare Tool:	601163850
Rated no-load speed	760 RPM
Electronics:	VC
Overload protection	•
Maximum stirring paddle diameter	4.7" (120mm)
Paddle connection	M14
Weight (incl. 5.2Ah batt)	9.3 lbs.
Mixing capacity with 5.2 Ah battery	113 Gal of paint
	26 Gal of concrete / mortar mix
Standard equipment:	23" RS-R2 mixing paddle (626738000) <i>Type RS-R2 right spiral – mixing effect from bottom to top: Ideal for all sticky and viscous materials</i>
Optional equipment:	23" RS-R3 mixing paddle (626735000) <i>Type RS-R3 right spiral – mixing effect from bottom to top: Ideal for heavy and viscous materials</i>



RW 18 LTX 120
Cordless Mixer

NEW

CORDLESS SAWS



STA 18 LTX
18V Jig Saw



STA 18 LTX 140
18V Variable Speed Jig Saw

Model Bare Tool:	STA 18 LTX 602298850	STA 18 LTX 140 601405890
Electronics	Vario (V)	Vario tacho constamatic (VTC)
"Quick" toolless blade change	•	•
Die-cast aluminum gear housing	•	•
4-stage orbital blade stroke	•	•
LED illuminates cut line	•	•
Chip blower	•	•
Bevel cutting stops at 15°, 30°, 45°	•	•
Removable surface protective base plate	•	•
Automatic acceleration for easy starts		•
Electronic speed stabilization		•
Variable speed dial		•
Max material thickness		
- in wood	5 1/4 "	5 1/4 "
- in non-ferrous metal	1 3/8"	1 3/8"
- in sheet steel	3/8"	3/8"
No-load strokes per minute (SPM)	0-2,700	0-3,000
Tool weight (including battery pack)	6.1 lbs	6.4 lbs
Length	8.5"	10.3"
Standard equipment:	Anti-splintering insert (631208000) Protective base cover (623595000) Allen wrench (344161530)	Anti-splintering insert (631208000)
Optional equipment:		Dust extraction set (623669000) Circle-cutting and parallel guide (623591000) Protective base cover (623595000)






ASE 18 LTX
18V Reciprocating Saw



SSE18 LTX Compact
18V Reciprocating Saw



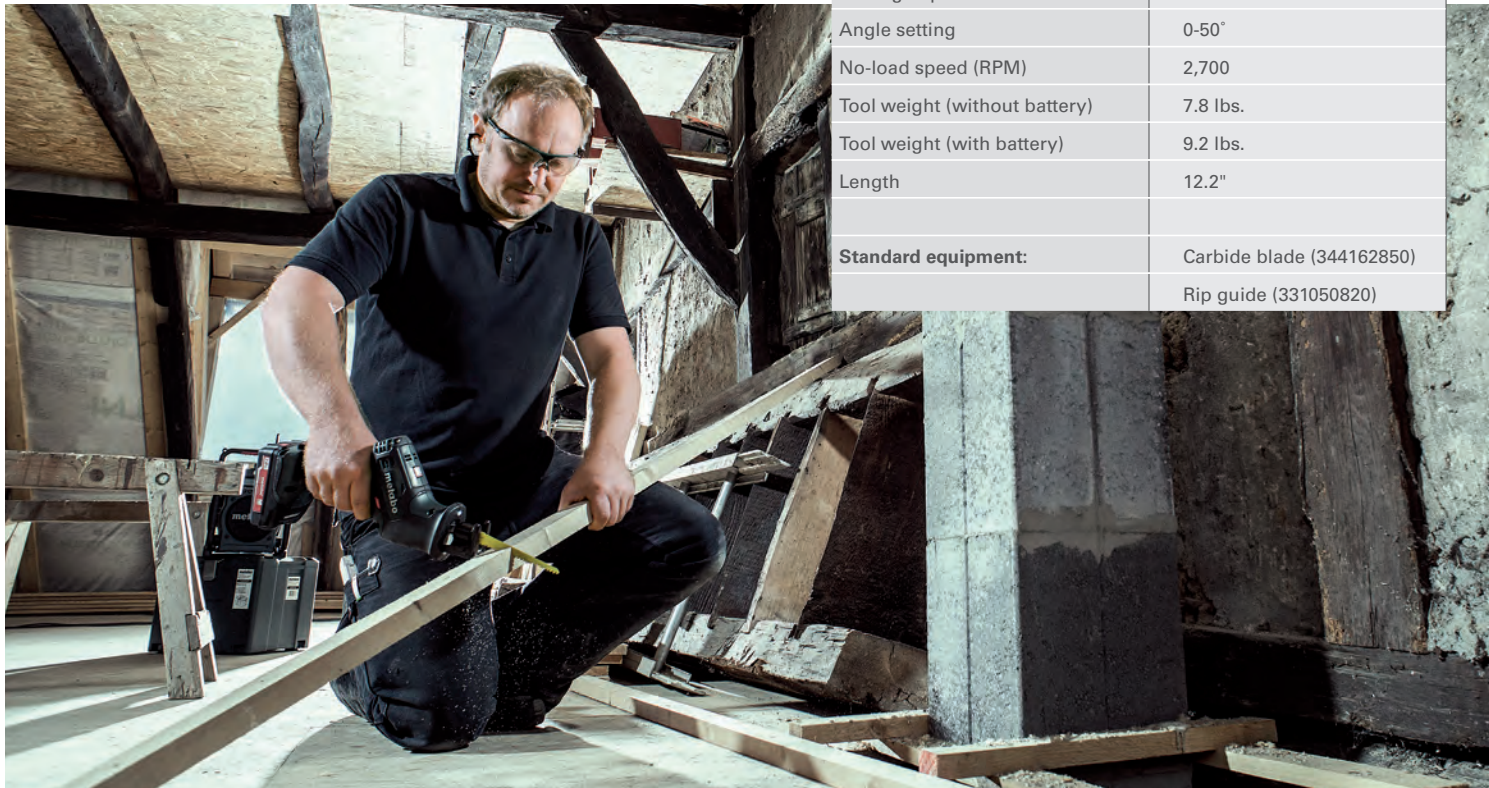
NEW



KSA 18 LTX
18V Circular Saw














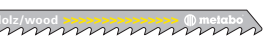










Model Bare Tool:	ASE 18 LTX 602269850	SSE 18 LTX Compact 602266890
Aluminum die-cast gear housing	•	
"Quick" tool-less blade change	•	•
Adjustable depth shoe	•	Tool-less
Cutting guide	•	•
Ergonomic handle with rubber coating	•	•
LED light		•
No-load speed (SPM)	0-2,700	0-3,300
Stroke length	1 1/16"	1/2"
Tool weight	5.9 lbs.	3.7 lbs.
Standard equipment:	Hex key (344161520)	

Model Bare Tool:	KSA 18 LTX 602268850
Aluminum die-cast gear housing	•
Rubber-coated on/off switch	•
Ergonomic handle with rubber coating	•
RIP fence	•
Cutting depth indicator	•
Dust extraction outlet	•
Chip blower and LED light	•
Spindle lock	•
Saw blade diameter/arbor	6 1/2" / 5/8"
Carbide-tipped saw blade teeth	18
Cutting depth 90°	2 7/64"
Cutting depth 45°	1 5/8"
Angle setting	0-50°
No-load speed (RPM)	2,700
Tool weight (without battery)	7.8 lbs.
Tool weight (with battery)	9.2 lbs.
Length	12.2"
Standard equipment:	Carbide blade (344162850) Rip guide (331050820)


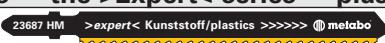
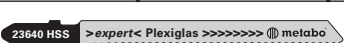



JIG SAW BLADES (BAYONET FITTING)

















These blades fit : Metabo, AEG, Atlas Copco, Black & Decker, Bosch, DeWalt, Elu, Festo, Hitachi, Holz-Her, Kress, Makita, Skil ...

Saw-blade/Type	Material	Cutting Edge	Teeth Per Inch	Uses	Corr. Bosch Type	Pcs./ Pk.	Order No.
For wood the >Classic< series low-price and reliable				HCS milled			
Wavy-set, milled 	HCS	2"	12	Hardwood, softwood, chip-board, block-board, fibre-board, 7/64"-9/16" in., plastics, insulation materials	T119B	5	623631000
Wavy-set, milled 	HCS	2"	12	As above, 7/64"-3/4" in. , specially for curved cuts	T119BO	5	623646000
Wavy-set, milled 	HCS	3"	8	For quick, rough cuts in hardwood, softwood, plastics, 7/32"-2" in.	T111C	5	623632000
Wavy-set, milled 	HCS	3 1/2"	10	For quick, rough cuts in hardwood, softwood, plastics, 7/32"-2" in.	U101B	5	623943000
For wood the >Professional< series quick, clean, accurate cuts				HCS ground			
Side-set, ground 	HCS	3"	6	Hardwood, softwood, chip-board, block-board, 7/32"-2" in., for quick cuts	T144D	5	623633000
Side-set, ground 	HCS	5"	6	Hardwood, softwood, chip-board, block-board, fibre-board, structural timber, 1/4"-4" in., for quick cuts	T344D	5	623678000
Tapered, ground 	HCS	2"	18	Softwood, plywood, plastics, 1/16" - 9/16" in., for a non-splintering cut, specially for curved cuts	T101AO	5	623651000
Clearance - angle, teeth ground 	HCS	6"	6	Hardwood, softwood up to 5 1/4" in., chip-board, block-board	T744D	5	623603000
Clearance - angle, teeth ground 	HCS	3"	10	Hardwood, softwood, chip-board, block-board, fibre-board, plastics, 1/8"-1 3/16" in., for a really clean cut	T101B	5	623634000
Clearance - angle, teeth Ground, reversed-toothed 	HCS	3"	10	Hardwood, softwood, chip-board, block-board, fibre-board, coated boards, 1/8"-1 3/16" in., for a really clean cut	T101BR	5	623650000
Clearance - angle, teeth ground 	HCS	3"	6	Hardwood, softwood, chip-board, block-board, fibre-board, 3/8"-1 3/4" in., for a really clean cut	T101D	5	623635000
Clearance - angle, teeth ground 	HCS	3 1/2"	8	Hardwood, softwood, chip-board, block-board, fibre-board, 3/8"-2 3/8" in., for a really clean cut	T301CD	5	623654000
Clearance - angle, teeth ground 	HCS	4"	6	Extra thick, for accurate, precisely angled cuts in hardwood, softwood, chip-board, block-board, fibre-board, 7/32"-4" in.	T344DP	5	623679000
For wood the >Pionier< series quick, clean cuts in wood of all thicknesses				HCS ground			
Clearance - angle, teeth ground, progressive tooth pitch 	HCS	3 1/2"	progressive	Straight, clean cuts in wood-based materials, thick or thin, 7/64"-2 9/16" in., for quick cuts	T234X	5	623675000
For wood the >Professional< series quick, clean, accurate cuts - and a long useful life				BiM ground			
Clearance - angle, teeth ground 	BiM	3"	10	Hardwood, softwood, laminates, coated boards, plastics, 1/8"-1 3/16" in., for a really clean cut	T101BF	5	623975000
Universal the >Pionier< series for wood, metal, plastic				BiM milled			
Side-set, milled 	BiM	4"	progressive	Universal blade for wood (even with nails), metals, non-ferrous metals, and plastics	T345XF	5	623677000
For metal the >Classic< series low-price and reliable				HSS milled			
Wavy-set, milled 	HSS	2"	36	Sheet-steel, up to 1/16" in., non-ferrous metals	T118G	5	623636000
Wavy-set, milled 	HSS	2"	24	Sheet-steel, 3/64"-1/8" in., non-ferrous metals	T118A	5	623637000
Wavy-set, milled 	HSS	4"	24	Sheet-steel, 3/64"-1/8" in., non-ferrous metals, sandwich materials	T318A	5	623629000
Wavy-set, milled 	HSS	2"	12	Sheet-steel, 1/8"-1/4" in., non-ferrous metals	T118B	5	623638000
Wavy-set, milled 	HSS	2 1/4"	13	Sheet-steel, 1/8"-1/4" in., non-ferrous metals	U118B	5	623940000
For metal the >Professional< series shatter-proof, long useful life				BiM milled			
Wavy-set, milled 	BiM	6"	12	Sheet-steel, 1/8"-1/4" in., sandwich materials up to 4" in.	T718BF	5	623604000
Wavy-set, milled 	BiM	2 1/4"	24	Sheet-steel, , 3/64"-1/8" in., non-ferrous metals	T118AF	5	623971000
Wavy-set, milled 	BiM	2 1/4"	12	Sheet-steel, 1/8"-1/4" in., non-ferrous metals	T118BF	5	623973000
For metal the >Pionier< series quick, clean cuts in materials of all thicknesses				HSS milled			
Side-set, milled 	HSS	3"	progressive	Universal blade for thick / thin sheet-steel, 1/16"-3/8" in., non-ferrous metals up to 1 3/16" in.	T123X	5	623676000

Jig Saw Blades - bayonet fitting (continued)

Saw-blade/Type	Material	Cutting Edge	Teeth Per Inch	Uses	Corr. Bosch Type	Pcs./ Pk.	Order No.
For Aluminum and non-ferrous metals the >Expert< series Aluminum				HSS/BiM			
Side-set, milled 	HSS	3"	8	Aluminum, 1/8"-9/16" in., non-ferrous metals, 1/6"-3/4" in., plastics for quick cuts	T127D	5	623639000
For plastics the >Expert< series plastics				HM ground			
Ground 	HM	3 1/2"	8	Glass-fibre-reinforced plastics, 7/32"-2 3/8" in.	T301CHM	3	623687000
For plexiglass the >Expert< series plexiglass				HSS ground			
Ground 	HSS	3"	12	Plexiglass, polycarbonate, 7/64"-3/4" in., non-ferrous metals, 7/64"-3/8" in.	T101A	5	623640000
For ceramic materials the >Expert< series ceramics				HM grit			
	HM grit	2"	Fine	Ceramics, glass, glass-fibre-reinforced plastics, cast-iron	T150 TC Coated	1	623658000

Reciprocating Saw Blades - with 1/2 inch universal fitting

Saw-blade/Type	Material	Length x Width x Thickness	Teeth Per Inch	Uses	Corr. Bosch Type	Pcs./ Pk.	Order No.
For metal the >Classic< series low-price and reliable				HSS milled			
Wavy-set, milled 	HSS	6" x 5/8" x .035 9" x 5/8" x .035	14 14	Sheets, 7-64"-5/16" in., sections, 3/8"-4" in.	S 918 B S 1122 BF	5	631130000 631494000
For metal the >Flexible< series shatter-proof, flexible				BiM milled			
Side-set, milled 	BiM	6" x 3/4" x .035	18	Sheets, 1/32"-1/8" in., pipes, sections, 1/32"-4" in.	S 922 EF	5	631454000
Side-set, milled 	BiM	9" x 3/4" x .035	18	Sheets, 1/16"-7/32" in., pipes, sections, 7/32"-7" in., flush cuts	S 1122 EF	5	631493000
Side-set, milled 	BiM	6" x 3/4" x .035	14	Sheets, 1/8"-5/16" in., pipes, sections, 3/8"-4" in.	S 922 BF	5	631491000
Side-set, milled 	BiM	4" x 1/4" x .035	14	Sheets, 1/16"-1/4" in., curved cuts	S 422 BF	5	631990000
For metal the >Professional< series stable, precise, for really tough jobs				BiM milled			
Side-set, milled 	BiM	9" x 3/4" x .063	9	Sheets, 7/32"-3/8" in.; pipes, sections, 3/4"-7" in., ideal for pipe-cutting equipment, for demolition work	S 1120 CF	5	631993000
For wood and metal the >Flexible< series shatter-proof, flexible				BiM milled			
Side-set, milled 	BiM	6" x 3/4" x .035 8" x 3/4" x .050	10-14 PROG	Wood, wood with nails or metal inserts 7/32"-4" in., sheets, pipes, sections, 1/8"-3/8", plastics, 1/8"-4"	S 922 VF S 3456 XF	5	631492000 631915000
Side-set, milled 	BiM	12" x 3/4" x .035	10-14	Wood, wood with nails or metal inserts 7/32"-10" in., sheets, pipes, sections, 1/8"-3/8" in., plastics, 1/8"-10" in.	S 1222 VF	5	631407000
For wood and metal the >Professional< series quick, stable, for really tough jobs				BiM milled			
Side-set, milled 	BiM	6" x 3/4" x .063	6	Wood, wood with nails or metal inserts 3/8"-4" in., plastics, reconstruction work demolition and reconstruction work	S 610 DF	5	631925000
Side-set, milled 	BiM	9" x 3/4" x .063 10" x 3/4" x .060	6 5	Wood, wood with nails or metal inserts 3/8"-4" in., plastics, demolition and reconstruction work	S 1110 DF S 1531 L	5	631926000 631488000
For wood (even with nails) the >Flexible< series stable, quick				BiM milled			
Side-set, milled 	BiM	12" x 3/4" x .050	5-8	Wood (even with nails), plastics, chip-board, 3/8"-10" in.	S 1411VF	5	631987000
Side-set, milled 	BiM	12" x 3/4" x .050	6	Wood (even with nails), plastics, chip-board, 3/8"-10" in.	S 1344 D	5	631472000
Side-set, milled 	BiM	9" x 3/4" x .050	5-8	Wood (even with nails), plastics, chip-board, 3/8"-8" in.	S 1111 VF	5	631986000
Side-set, milled 	BiM	6" x 3/4" x .050	6	Wood (even with nails), plastics, chip-board, 3/8"-4" in.	S 644 D	5	631470000
Side-set, milled 	BiM	6" x 3/4" x .050	5-8	Wood (even with nails), plastics, chip-board, 3/8"-4" in.	S 611 VF	5	631984000
For special applications the >Expert< series							
Side-set, carbide-tipped 	BiM	6" x 5/8" x .050	6	Plaster-board, 5/16"-4" in., for a really clean cut	S628DF	5	631907000

CORDLESS LIGHTS, SHOP FAN AND BLOWER



ULA 14.4-18
18V LED Flashlight



Model
Bare Tool:

ULA 14.4-18
600368000

12 position head	•
Single LED / 280 Lumens	•
Bright, consistent, white light	•



Swivels 180°



SLA 14.4-18
18V LED Work light

Model
Bare Tool:

SLA 14.4-18
600370000

Head swivels 180°	•
6 LEDs / 480 Lumens	•
Bright, white DIFFUSED LIGHT	•

AV 18
18V Shop Fan



Model
Bare Tool:

AV 18
606176850

CFM	2,120
Speed	3-speed
Run time	Up to 7 hours
Metal frame features rubber feet for stability when free-standing, can be mounted on a tripod, or wall mounted	•
Overload protection and single cell protection	•

AG 18
18V Hand Held Shop Blower



Model
Bare Tool:

AG 18
602242850

CFM	92
Adjustable length blowpipe for quick and easy changes between working at floor level or on workbenches	•
Rubber nozzle to avoid damaging soft materials	•
Overload protection and single cell protection	•

Model
5.2Ah Kit: 1 Li-Ion 5.2 Ah Battery, Charger + Soft Tool Bag
Bare Tool:

BSA 14.4-18
US602111750

BSA 14.4-18
Industrial

602111850

602111010

Head swivels 180°	•	•
18 Powerful LEDs	•	•
Brightness	1,200 / 2,600 Lumen	1,200 / 2,600 Lumen
Bright, consistent white light over a wide area	•	•
WATERPROOF RATED IP56	•	•
Carrying handle	•	•
SAFE! Cool to the touch	•	•
Anti-Skid base	•	•
Integrated wall hanging mount	•	•
5/8-11" threaded mount	•	•
Lens protection screen (6235690000)	optional	standard
Tripod stand (623729000)	(623729000)	(623729000)
Magnet base	optional	standard



BSA14.4-18
18V LED Site Lamp



BSA14.4-18 Industrial
18V LED Site Lamp



THREE AVAILABLE LiHD BATTERY PACKS

3.5 Ah LiHD Compact

NEW



625346000

Significantly smaller and lighter than full size battery packs. Provides run-time similar to many industry standard full size 18V batteries.

5.5 Ah LiHD



67% MORE POWER

625342000

Extreme power output, run-time and performance for largest range of applications.

7.0 Ah LiHD

NEW



67% MORE POWER

100% LONGER RUN TIME

The ultimate professional battery for the most demanding industrial applications.

X3 TORQUE MULTIPLIER



X3 Attachment
627256000

Multiplies torque by 3 times for tasks that demand more power. Fits the BS 18 LTX-3 BL Q I, and SB 18 LTX-3 BL Q I

ADAPTORS



Quick Change Right Angle Drive Adaptor
627242000
Fits LTX tools



Quick Change Right Angle Drive Adaptor
627261000



Quick Bit Holder
627241000
For BS 18 Quick



Quick Change Chuck
627240000
For BS 18 LTX BL Quick and SB 18 LTX BL Quick



Tapping Chuck
627237000
With square insert for machine taps

	Description	Model No./ Specs	Order No.
Accessories	Battery Power Adaptor	PA 14.4-18 LED-USB, Charges 2 cell phones/1 tablet, 7 hr LED light	600288000
	X3 attachment	Multiplies torque by 3 times for tasks that demand more power	627256000
	Quick change right angle adaptor for LTX	Converts drills and hammer drills	627242000
	Quick change right angle adaptor	For BS 18 Quick	627261000
	Quick Bit Holder	1/4 Hex locking for all quick models	627241000
	Quick Change Chuck	For BS 18 LTX BL Quick and SB 18 LTX BL Quick	627240000
	Quick Change Tapping Chuck	With square insert for machine taps	627237000
	Small Tool Bag	Holds up to 2 tools	657006000
	Large Tool Bag	Holds up to 5 tools	657007000
	9/16" Dust extraction accessory	Dustless drilling up to 9/16" dia.	630829000
	2-3/4" Dust extraction accessory	Dustless drilling up to 2-3/4" dia.	631343000

Batteries & Chargers	LiHD 18V Compact 3.5Ah Battery	NEW	625346000	
	LiHD 18V 5.5Ah Battery		625342000	
	LiHD 18V 7.0Ah Battery	NEW	625345000	
	Li-Power Compact 18V 2.0Ah Battery		625596000	
	Li-Power 18V 5.2Ah Battery		625592000	
	Li-Power 36V 5.2Ah Battery		625529000	
	LiHD 36V 6.2Ah Battery		625344000	
	Charger for 18V - 36V	ASC 30-36 Charger		627046000
	Fast Charger for 18V-36V	ASC Ultra Charger, Cuts charging time in half		627268000
	Multi-Bay Charger	NEW ASC Multi 8		627301000

CHARGERS

NEW



ASC Multi 8
627301000
Multi-Bay Charger



- Charges 8 batteries simultaneous
- Works with 18V and 36V batteries
- Heavy duty aluminum housing



ASC 30-36 Air-Cooled Charger
627046000
For 18V and 36V batteries (charges 1.4Ah in 28 min)



ASC Ultra Fast Air-Cooled Charger
627268000
For 18V and 36V batteries (charges 1.4Ah in 13 min)

TOOL BAGS



Small Tool Bag
657006000



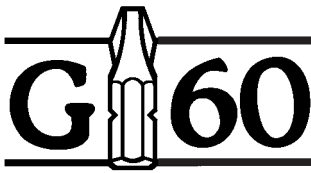
Large Tool Bag
657007000



100% COMPATIBILITY

All LiHD battery packs are compatible with all existing and future Metabo 18V tools and chargers.

Screwdriver Bits, Bit Holders, Nutsetters & Bit Sets



Cold forged from premium S2 tool steel, fully hardened and tempered for optimum hardness and toughness. G-60 screwdriver tooling fits better and lasts longer even when used on heat-treated and case hardened screws.

Proper Bit Selection

The most important factor when using screwdriver bits is proper fit. Using the correct point size reduces rounding and breaking of the bits.

Why is hardness important?

Bits are manufactured at various hardness to accommodate different screws and applications. For example medium hard bits are best suited for driving standard (soft) screws and extra hard bits are best for driving heat-treated or case hardened screws.

Screwdriver Bits

1" Phillips Bits 1/4" Hex. Shank



Overall Length	Point Size	Bits/Pkg.	Order No.
1"	P-1	25	678101000
1"	P-2	25	678102000
1"	P-3	25	678103000
1"	P-2 reduced	25	678142000

1" Square Recess Bits 1/4" Hex. Shank



Overall Length	Point Size	Bits/Pkg.	Order No.
1"	R-0	25	678150000
1"	R-1	25	678151000
1"	R-2	25	678152000
1"	R-3	25	678153000

Phillips Recess Power Bits 1/4" Hex. Shank





Overall Length	Point Size	Bits/Pkg.	Order No.
2"	P-1	10	678201000
2"	P-2	10	678202000
2"	P-3	10	678203000
3"	P-1	10	678301000
3"	P-2	10	678302000
3"	P-3	10	678303000
4"	P-1	10	678401000
4"	P-2	10	678402000
4"	P-3	10	678403000
6"	P-1	5	678601000
6"	P-2	5	678602000
6"	P-3	5	678603000

Square Recess Power Bits 1/4" Hex. Shank




Overall Length	Point Size	Bits/Pkg.	Order No.
2"	R-1	10	678251000
2"	R-2	10	678252000
2"	R-3	10	678253000
3"	R-1	10	678351000
3"	R-2	10	678352000
3"	R-3	10	678353000
4"	R-1	10	678451000
4"	R-2	10	678452000
4"	R-3	10	678453000
6"	R-1	5	678651000
6"	R-2	5	678652000
6"	R-3	5	678653000

Magnetic Bit Holders

Extra powerful magnet holds screws firmly on tip. The Quick-Release bit holder holds and locks regular bits.	Style	Overall Length	Qty/ Pack	Order No.
	Universal	3"	1	678055000
	Quick-Release	3"	1	678056000

Magnetic Nutsetters

Precisely forged & carefully hardened alloy steel to drive more hexagon & sheet metal screws. Powerful permanent magnet holds screws firmly in place. Designed for even the most demanding jobs.

	Overall Length	Hexagon Opening	Qty/ Pack	Order No.
	1 5/8"	1/4"	5	678001000
	1 5/8"	5/16"	5	678002000
	1 3/4"	3/8"	5	678003000
	1 3/4"	7/16"	5	678004000
	2 9/16"	1/4"	5	678011000
	2 9/16"	5/16"	5	678012000
	2 9/16"	3/8"	5	678013000
2 9/16"	7/16"	5	678014000	

Bit Size	Phillips Bits	Square Recess Bits	Mag.Nutsetters 2 9/16" O/L	Bit Holder	Order No.
1" Insert Bits	P-1, P-2, P-2R	R-0, R-1, R-2, R-3	1/4" hex.	3" Quick-Release Magnetic Bit Holder 1/4" Shank	678953000
2" Power Bits	P-1, P-2, P-3	R-1, R-2, R-3	5/16" hex.		
4" Power Bits	P-2	R-2	3/8" hex.		
-	-	-	7/16" hex.		

G60 Pro Installer's Kit

Contains 20 selected bits. Offers the professional a complete assortment of insert bits, power bits and nutsetters. Comes in a sturdy plastic case.

Bi-metal Hole Saws

ADVANTAGES

- Teeth are made with hardened alloyed steel, includes 8% cobalt, which increases durability and maximizes life expectancy
- Quicker and more precise material removal
- Irregular tooth shape and spacing helps to minimize vibration
- For use in cast steel, grey cast iron, stainless steel, construction steel, aluminum, bronze, copper, PVC, acrylic, glass and wood

Order No.	Diameter (inches)
625160000	9/16"
625161000	5/8"
625162000	11/16"
625163000	3/4"
625165000	13/16"
625166000	7/8"
625167000	15/16"
625168000	1"
625169000	1 1/16"
625170000	1 1/8"
625171000	1 13/16"
625172000	1 1/4"
625173000	1 5/16"
625174000	1 3/8"
625175000	1 7/16"
625176000	1 1/2"
625177000	1 9/16"
625178000	1 5/8"
625179000	1 11/16"
625180000	1 3/4"
625182000	1 7/8"
625184000	2"
625186000	2 1/8"

Order No.	Diameter (inches)
625188000	2 1/4"
625189000	2 5/16"
625190000	2 3/8"
625191000	2 1/2"
625192000	2 9/16"
625193000	2 5/8"
625195000	2 3/4"
625196000	2 7/8"
625197000	3"
625198000	3 1/8"
625199000	3 1/4"
625200000	3 3/8"
625201000	3 1/2"
625202000	3 5/8"
625204000	3 7/8"
625205000	4"
625206000	4 1/8"
625207000	4 1/4"
625208000	4 3/8"
625209000	4 1/2"
625210000	4 3/4"
625211000	5"
625213000	5 1/2"
625214000	6"

Bi-metal Hole Saw Kits

625434000 Bi-metal hole saw set (8 pieces)
Carrying case contains bi-metal hole saws: 7/8", 1-1/8", 1-3/8", 1-3/4", 2" and 2-1/2".

For hole saws 9/16" to 1-13/16" use the 9/16" to 1-13/16" adaptor (625215000)
For hole saws 1-1/4" to 6" use the 1-1/4" to 6" adaptor (625216000)



625435000 Bi-metal hole saw set (11 pieces)
Carrying case contains bi-metal hole saws: 7/8", 1-1/8", 1-3/8", 1-3/4", 2" and 2-1/2".

For hole saws 9/16" to 1-13/16" use the 9/16" to 1-13/16" adaptor (625215000)
For hole saws 1-1/4" to 6" use the 1-1/4" to 6" adaptor (625216000)



Auto Clean Vacuum Cleaner
ASR35 ACP HEPA

Concrete / Stone Surface Prep

- RF 14-115
- RS 14-125
- RS 17-125
- WE 15-125 HD GED
- WEV 15-150 HT
- WEV 15-125 HT
- WEV 10-125
- 7" Surface Prep Kit

Masonry Cutting

- W 12-125 HD CED
- W 12-125 HD Tuck Point Kit
- W 12-125 HD CED Plus
- MFE 30

Concrete / Masonry Drilling & Breaking

- KHE D-26
- KHE 2444
- KHE 3250
- KHE 5-40
- KHE 56
- KHE 76
- SBE 650
- SBE 850-2
- SBEV 1000-2
- UHEV 2860-2 Quick
- MHE 96
- MHE 5





05



Concrete & Masonry Solutions

- Full range of dustless solutions (tools, vacuum and shrouds)
- Powerful, light weight tools
- High torque for demanding applications
- Anti-vibration systems reduce hand/arm vibrations
- Wide ranges of available accessories
- Ergonomically designed

CONCRETE GRINDERS



RF 14-115
4 1/2" Handheld Scarifier



RS 14-125
5" Concrete Grinder




RS 17-125
5" Concrete Grinder



WE 15-125 HD GED
5" Concrete Grinder

Model w/Star Cutter Head* w/Concrete Diamond Cup Wheel* w/Abrasive Diamond Cup Wheel* w/PCD Diamond Cup Wheel* Tool Only	RF 14-115 603823760	RS 14-125 US603824751 US603824752 US603824753 603824750	RS 17-125 US603822751 US603822752 US603822753 603822750	WE 15-125 HD GED 600465620 (KIT) 600465420 (TOOL ONLY)
Maximum wheel diameter	4-1/2"	5"	5"	5"
Motor	LongLife high torque	LongLife high torque	LongLife high torque	LongLife high torque
Switch with lock-on capability	•	•	•	•
Electronics:	Vario-tacho-constamatic (VTC)	Vario-tacho-constamatic (VTC)		Tacho-constamatic (TC)
Power interruption protection	•	•	•	•
Electronic soft start	•	•		•
Electronic overload protection	•	•	•	•
Metabo slip clutch	•	•		•
Floating brush ring	•	•	•	
Aluminum die-cast "Turbo" dustless guard	•	•	•	
Near wall access	•	•	•	•
Heavy duty aluminum die-cast flange	•	•	•	•
5 Position ergonomic, adjustable loop handle	•	•	•	
Anti-vibration side handle				•
No-load speed (RPM)	800-2,800	2,000-7,000	8,500	9,600
Amps	12.2	12.2	14.2	13.5
Rated input watts	1,450	1,450	1,700	1,550
Arbor size	----	7/8"	7/8"	7/8"
Spindle thread	M14	5/8"-11	5/8"-11	5/8"-11
Tool weight (including diamond wheel)	9.6 lbs.	7.7 lbs.	10.4 lbs.	6.9 lbs.
Length	13"	14.4"	18"	15.1"
Carrying case (standard)	344455160	344455160	344455160	344455290
Standard equipment:				
Vacuum adaptor	630796000	630796000	630796000	
Star cutter head	628210000			
5 Position adjustable loop handle	343399690	343399690	343399690	
Anti-vibration side handle				314000970
Additional brush ring	628215000	628214000	628214000	626733000
Inner flange		341031290	341031290	341031290
Locking nut		341101480	341101480	341101480
Offset spanner wrench	623910000	623910000	623910000	623910000
5" Concrete diamond cup wheel*		628205000*	628205000*	628209000
5" Abrasive diamond cup wheel*		628206000*	628206000*	
5" PCD diamond cup wheel*		628208000*	628208000*	
Shroud		316051710	316051710	626732000
*Note: Includes 1 diamond cup wheel. See order no. to confirm which wheel comes with the tool.				
Optional equipment:				
	Replacement star cutters pointed (628211000)	Diamond cup whl for hard concrete (628205000)	Diamond cup whl for hard concrete (628205000)	Diamond cup whl for hard concrete (628205000)
	Replacement star cutters bent (628213000)	Diamond cup whl for green concrete, abrasive materials (628206000)	Diamond cup whl for green concrete, abrasive materials (628206000)	Diamond cup whl for green concrete, abrasive materials (628206000)
	Cutter head pointed, complete (628210000)	PCD diamond cup wheel (628208000)	PCD diamond cup wheel (628208000)	PCD diamond cup wheel (628208000)
	Cutter head bent, complete (628212000)	5" low clearance backing pad (655298000)		



5" Surface Prep Kit
WEV 15-125 HT with Dust Control Shroud



7" Surface Prep Kit
W 24-230 MVT with Dust Control Shroud

NEW

Model Kit:	WEV 15-125 with Dust Control Shroud US600562800	W 24-230 MVT with Dust Control Shroud US606467800 USCA606467800
Motor	LongLife	LongLife
Switch w/ lock on capability	•	•
Side handle	Vibration dampened	Anti-vibration
Auto-stop carbon brushes	•	•
Winding protection grid	•	•
Electronics features:		
Speed stabilization	VTC	
Power interruption protection	•	
Soft start feature	•	
Overload protection w/ LED	•	
Maximum wheel diameter	4 1/2" - 5"	7"
No-load speed (RPM)	2,800-9,600	6,600
Amps	13.5	15
Rated input watts	1,550	2,400
Tool weight	6.5 lbs.	14.7 lbs.
Standard equipment:		
Side Handle	316046590	314000960
Type 27 wheel guard	339204500	339203260
Loop handle		US630342000
Handle bolt (2 req.)		141110390
Convertible shroud	655153000	655154000
Vacuum adaptor	630316000	630316000
Universal wheel mounting kit for non threaded wheels		US90357031

MASONRY CUTTING-SCORING TOOLS



W 12-125 HD CED
Masonry Cutting/
Scoring Tool



W 12-125 HD CED Plus
Masonry Cutting/
Scoring Tool with Guide Rollers



Model	W 12-125 HD CED	W 12-125 HD CED Plus
Kit: Tool, Shroud, 1 Diamond Wheel	600408620	600408680
Tool Only:	600408420	600408420
Maximum wheel diameter	5"	5"
Maximum cutting depth		
without base plate	1-1/16"	1-1/16"
with base plate	1"	1"
with guide rail	-	25/32"
Base plate size	6" x 9"	6-11/16" x 11-1/8"
Motor	LongLife high torque	LongLife high torque
Switch with lock-on capability	•	•
Metabo slip clutch	•	•
Winding protection grid	•	•
Maximum torque	30.1 inch lbs.	30.1 inch lbs.
Low profile aluminum die-cast gear housing	•	•
Rotatable gear housing	•	•
Auto-stop carbon brushes	•	•
Plunge function	•	•
Removable base plate	•	•
Toolless adjustable cutting depth	•	•
Steel base plate	•	
Steel base plate w/ guide rollers		•
Ability to use with guide rail		•
Aluminum die-cast flange	•	•
No-load speed (RPM)	9,600	9,600
Amps	10.5	10.5
Rated input watts	1,250	1,250
Arbor size	7/8"	7/8"
Spindle thread	5/8"-11	5/8"-11
Dust extraction port	35mm (1-3/8")	35mm (1-3/8")
Tool weight	10.4 lbs.	11.2 lbs.
Shipping weight	15.6 lbs.	16.4 lbs.
Length	13.8"	13.8"
Carrying case	344455300	344455300
Standard equipment:		
CED 125 anti-static shroud	626730000	
CED 125 plus anti-static shroud		626731000
5" Concrete diamond cutting wheel	628112000	628112000
Spanner wrench	623934000	623934000
Inner flange	341031290	341031290
Locking nut with spacer	316060150	316060150
Anti-vibration side handle	314000970	314000970
Optional equipment:		
Guide rail w/ case 1500 mm / 4' 11"		631213700



W 12-125 HD Tuck Point Kit
Grinder



MFE 30
Wall Chaser

Model Kit: Tool, Shroud, 2 Diamond Wheels

W 12-125 HD Tuck Point Kit
600408690

Tool Only:

600408420

Maximum wheel diameter	5"
Motor	LongLife high torque
Switch with lock-on capability	•
Metabo slip clutch	•
Maximum Torque	30.1 inch lbs.
Low profile aluminum die-cast gear housing	•
Rotatable gear housing	•
Auto-stop carbon brushes	•
Winding protection grid	•
No-load speed (RPM)	9,600
Amps	10.5
Rated input watts	1,250
Arbor size	7/8"
Spindle thread	5/8"-11
Dust Extraction port	2-1/4"
Standard equipment:	
2" to 2 1/4" Vacuum adaptor	316054000
Dustless tuck point guard	628216000
5" Turbo Sandwich Diamond Blade	624304000
Offset spanner wrench	623934000
Anti-vibration side handle	314000970
Inner flange	341031290
Locking nut	341101480

Model Wall Chaser:
Wall Chaser w/hose:

MFE 30
601119520
US601119100

Maximum wheel diameter	5"
Motor	LongLife high torque
Switch with lock-on capability	•
Power interruption protection	•
Electronic soft start	•
Electronic overload protection	•
Metabo slip clutch	•
Winding Protection Grid	•
Adjustable Handle	•
Maximum Torque	31 In/lbs.
No-load speed (RPM)	9,000
Amps	12
Rated input watts	1,400
Arbor size	7/8"
Spindle thread	5/8"-11
Width of cut	3/8", 5/8", 7/8", 1-1/8"
Maximum depth of cut	1-3/16"
Tool weight (including diamond wheel)	9.7 lbs.
Shipping Weight	23.5 lbs
Length	14"
Carrying case (standard)	344451650
Standard equipment:	
5" Concrete diamond cutting wheel (2)	628157000
Offset spanner wrench	623934000
Spacer set	341012140
Clamping nut	341101650
Support handle	314000540
Hex key	344161520
Chisel	344147650





Shown with optional backing pad (655143000)

PE 12-175
Variable Speed High Torque Dry Polisher



PWE 11-100
Variable Speed High Torque Wet Polisher

Model	PE 12-175 602175420
Maximum pad diameter	7"
Double insulated	•
Vario tacho constamatic (VTC) electronics	•
Motor	LongLife
Spindle lock	•
Winding protection grid	•
High performance spiral bevel gears	•
Variable speed controlled by adjusting dial	•
Auto-stop carbon brushes	•
Maximum torque	124 inch lbs.
No-load speed (RPM)	700-2,200
Amps	10
Rated input watts	1,200
Spindle thread	5/8"-11
Tool weight	5.9 lbs.
Shipping weight	7.6 lbs.
Length	14.3"
Carrying case	631382000 (optional)
Standard equipment:	Side handle (314000540)

Model	PWE 11-100 602050420
Vario tacho constamatic (VTC) electronics	•
Low profile aluminum die-cast gear housing	•
Housing cover to protect surfaces	•
Splash proof ventilation slots	•
Water supply through spindle	•
Motor	LongLife
Standard 1/2" quick connect	•
Ergonomic adjustable D-handle	•
Electronic winding temperature monitor with LED display	•
GFCI included for electrical safety	•
Auto-stop carbon brushes	•
Electronic soft start feature	•
Electronic speed stabilization	•
Maximum torque	34 inch lbs.
Backing pad size	4"-5"
No Load speed (RPM)	1,700-5,400
Amps	9.6
Rated input watts	1,100
Spindle thread	5/8"-11
Tool weight	5.2 lbs.
Shipping weight	7.9 lbs
Length	12.8"
Standard equipment:	Loop handle (343399690)
Optional equipment:	Tool Bag (638530000)



4.5"-6" VARIABLE SPEED ANGLE GRINDERS



WEV 10-125
Electronic Variable Speed
4 1/2" / 5" Angle Grinder



WEV 15-125 HT
Electronic Variable Speed
4 1/2" / 5" Angle Grinder



WEV 1500-125 RT
5" Variable Speed Angle
Grinder



WEV 15-125 Quick
Electronic Variable Speed
4 1/2" / 5" Angle Grinder



WEV 15-150 HT
Electronic Variable Speed
6" Angle Grinder

NEW

Model	WEV 10-125 600388420	WEV 15-125 Quick 600468420	WEV 15-125 HT 600562420	WEV 1500-125 RT 601243420	WEV 15-150 HT 600563420
Maximum wheel diameter	4 1/2" - 5"	4 1/2" - 5"	4 1/2" - 5"	4 1/2" - 5"	6"
Amps	9.5	13.5	13.5	13.2	13.5
Rated input watts	1,000	1,550	1,550	1,500	1,550
No-load speed (RPM)	2,800-10,500	2,800-11,000	2,800-9,600	3,500-11,000	2,000-7,600
Switch Type	Lock-on slide	Lock-on slide	Lock-on slide	Locking trigger	Lock-on slide
Motor	LongLife	LongLife	LongLife	Heavy Duty	LongLife
Metabo safety slip clutch	•	•	•	•	•
Quick wheel change system		•			
Electronics features:					
Speed stabilization	VC	VTC	VTC	VTC	VTC
Power interruption protection		•	•		•
Soft start feature	•	•	•	•	•
Overload protection w/ LED		•	•	•	•
Rotatable gear housing	•	•	•		•
Burst-proof guard w/ 7 stops	•	•	•	•	•
Vibration dampened side handle	•		•		•
Side handle		Anti-vibration		Ergonomic	
Auto-stop carbon brushes	•	•	•	•	•
Winding protection grid	•	•	•		•
Tool weight	4.6 lbs.	5.5 lbs.	5.5 lbs.	5.8 lbs.	5.7 lbs.
Standard equipment:					
Type 27 wheel guard	339204500	339204500	339204500	339203970	339204510
Side handle	316046590	314000970	316046590	316046590	316046590
Inner flange	341031290	341031290	341031290	341031290	341031290
Locking nut	341101480	316055450	341101480	341101480	341101480
Spanner wrench	623934000		623934000	623934000	623934000
Optional equipment:					
Type 1 cutting guard (steel)	US339203040	US339203040	US339203040		US339203050
Quick-clip on type 1 cutting guard	630352000	630352000	630352000	630352000	630353000
Dust filter		630709000	630709000		630709000



MOST ADVANCED INTEGRATED DUSTLESS SYSTEM

Model
Auto Clean Vacuum:
Auto Clean HEPA Vacuum:

ASR 35 ACP
602057420*
US602057800**

Equipment:

Automatic electromagnetic vibration filter cleaning	•	Standard:
Stable design	•	Suction hose 1-1/2" x 10 ft (631362000)
Extra large rear wheels	•	PE collection bag (630325000)
Integrated power outlet with autostart	•	PVC Filter Set (631934000)*
Power control	•	HEPA Filter Set (630326000)**
7 sec. run on prevents hose clogs	•	Optional:
Airflow, CFM	130	Transport handle (630311000)
Max. vacuum pressure mBar	248	Vacuum wand (630867000)
Filter surface inches ² total	1333	Crevice tool (630323000)
Rated input watts/amps	1400/10.2	Floor tool (630322000)
Container capacity	11 gallons	Adaptor for hose to 2-1/4" inlet (630316000)
Tool weight	33.1 lbs.	Paper dust bag 5pk (631935000)
		Fleece pre-filter bag 5pk (630343000)

Grinding Shroud Accessories



Dustless Convertible Shroud for concrete surface prep

655154000

7": For all current large professional angle grinders

655153000

5": For all current small professional angle grinders



628216000

Dustless Tuckpoint Guard

Fits all professional angle grinders



626732000

GED Grinding Shroud



626730000

CED 125 Anti-Static Shroud

626731000

CED 125 Plus Anti-Static Shroud with rolling guides



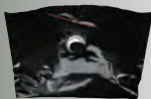
Vacuum Accessories



630343000
 Fleece Pre-filter Bags (5)



341148180
 1-1/2" x 16' Standard Hose
 Durable, crush proof, high quality



630325000
 PE Collection Bag



631362000
 1-1/2" x 10.5' Standard Hose included with ASR 35 ACP.
 Durable, crush proof, high quality



631935000
 Paper Filter Bags (5)



630344000
 1-1/2" x 13' Suction Hose with bayonet connection for MFE 30.
 Durable, crush proof, high quality



631934000
 Standard Polyester Filter Set (2)



631370000
 1-1/2" x 13' Anti-static Suction Hose.
 Durable, crush proof, high quality

630326000
 HEPA filter set (2)



630796000
 Hose adaptor for RS 14-125, RS 17-125, RF 14-115



630312000
 2-1/4" x 10' Suction Hose.
 Durable, crush proof, high quality

Featured Accessories



Model DDE 72

630829000 9/16" Dust extraction accessory
 Dustless drilling up to 9/16" dia.

631343000 2-3/4" Dust extraction accessory
 Dustless drilling up to 2-3/4" dia.
 (model DDE 72)

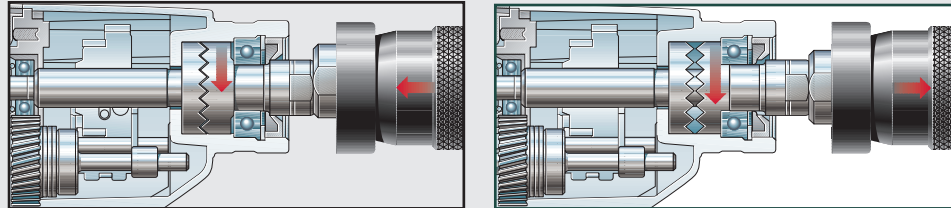
Dual suction chamber collects dust while allowing full suction to adhere to walls or ceilings.

HAMMER DRILLS

Metabo Hammer Drills:
speed and versatility on the job site.
 (3/8"-5/8" capacity)



Optimized impact mechanism
 Perfectly adapted to the powerful
 LongLife Motor with up to 59,000
 impacts per minute.



Straight Shank - Fits Metabo Hammer Drills SBE561, SBE710, SBE751, SBE1100 and all Hammer Drills with 3-Jaw Chucks

>Pro VX2< Design
 Bit diameters 1/8"-1"



ADVANTAGES

- Special carbide tip has low wear, high life expectancy, and improved resistance to damage when hitting rebar
- Aggressive carbide cutting edge provides rapid penetration and makes drilling possible even through hard aggregate
- Centering point on tip reduces bit "walking"
- 30% more holes per charge when used with cordless impact drills
- Premium alloy steel construction maximizes life expectancy

Note: Other sizes available on a special order basis

Order No.	Diameter	Drilling Depth	Overall Length
674004000*	1/8	1-3/8	3
676290000	5/32	4	6
674006000	3/16	1-5/8	3-1/2
674206000	3/16	4	6
676291000	7/32	4	6
674008000	1/4	2	4
674108000	1/4	4	6
676138000	1/4	10	12
676139000	1/4	22	24
676140000	9/32	2	4
674010000	5/16	2-3/4	4-3/4
674210000	5/16	4	6
674410000	5/16	10	12
674012000	3/8	4	6
674412000	3/8	10	12
674213000	3/8	18	20
676141000	3/8	22	24
674014000	7/16	4	6
674016000	1/2	4	6
674416000	1/2	10	12
674216000	1/2	18	20
676142000	1/2	22	24
676143000	9/16	4	6
674020000	5/8	4	6
674420000	5/8	10	12
676144000	5/8	22	24
674024000	3/4	4	6
674424000	3/4	10	12
674028000	7/8	4	6
676145000	7/8	10	12
674100000	1	4	6
674300000	1	10	12
676146000	1	22	24

*without centering point on tip


HAMMER DRILLS



SBE 650
1/2" Hammer Drill

SBE 850-2
1/2" Hammer Drill

NEW



SBEV 1000-2
1/2" Hammer Drill

SBE 18 LTX
1/2" Cordless Hammer Drill

NEW

NEW

Model	SBE 650 600671420	SBE 850-2 600782620	SBEV 1000-2 600783620	SBE 18 LTX 602845890
Electronics	Variospeed (V)	Variospeed (V)	Vario-tacho-constamatic (VTC)	
Motor	Heavy Duty	LongLife	LongLife	18V Cordless
Aluminum die-cast gear housing		•	•	
Safety non-slip side handle	•	•	•	•
Gear-box	1-speed	2-speed	2-speed	2-speed
Electronic soft start feature		•	•	•
Power interruption protection			•	•
Maintenance reminder light			•	
Swivel cord connection		•	•	
Reversing switch	•	•	•	•
Chuck	1/2" Geared	1/2" Geared	1/2" Geared	1/2" ratcheting
Metabo slip clutch		•	•	•
Auto-stop carbon brushes		•	•	
Winding protection grid		•	•	
Maximum tightening torque	80 in. lbs.	319 in. lbs	354 in. lbs.	213 in. lbs.
Rubber coated handle	•	•	•	•
Capacity				
- in concrete	5/8"	3/4"	7/8"	3/4"
- in mild steel	1/2"	1/2"	5/8"	1/2"
- in softwood	1-1/4"	1-1/2"	1-3/4"	1-3/16"
No-load speed (RPM)	0-2,800	0-1,100 / 0-3,100	0-1,000 / 0-2,800	0-1,000 / 0-3,000
No-load blows per minute (BPM)	44,800	58,900	53,200	57,000
Amps	6.0	7.7	9.0	
Rated input watts	650	850	1,000	
Chuck capacity	1/2"	1/2"	1/2"	1/2"
Spindle thread	1/2 x 20 UNF	1/2 x 20 UNF	1/2 x 20 UNF	1/2 x 20 UNF
Tool weight	3.97 lbs.	5.7 lbs.	6.0 lbs.	5.73 lbs. (incl. batt.)
Standard Equipment:	1/2" chuck (635250000) Side handle (631052000) Depth gauge (341511630) Chuck key (635167000)	1/2" chuck (635250000) Side handle (314001030) Depth gauge (341511630) Chuck key (635167000)	1/2" chuck (635250000) Side handle (314001030) Depth gauge (341511630) Chuck key (635167000)	
Optional Equipment:	Dust extraction kit (630829000)	Dust extraction kit (630829000)	Dust extraction kit (630829000)	

Optional Equipment:



630829000 Dust extraction accessory

Dustless drilling up to 9/16" dia.

Dual suction chamber collects dust while allowing full suction to adhere to walls or ceilings.

ROTARY HAMMERS

Metabo Combination, Multi-hammer and Chipping Hammers:
Powerful tools with long service life.

(1/2"-5/16" capacity)



MULTI-HAMMER / COMBINATION HAMMERS



KHA 18 LTX
1" 18V SDS-Plus Combination Hammer



KHE 2444
1" SDS-Plus Combination Hammer



KHE D-26
1" SDS-Plus Combination Hammer

NEW



KHE 3250
1 1/4" SDS-Plus
Combination Hammer w/Rotostop




KHA 36 LTX
1 1/4" 36V SDS-Plus
Combination Hammer

Model	KHA 18 LTX 600210890 Bare Tool	KHE 2444 606154420	KHE D-26 601109420	KHE 3250 600637420	KHA 36 LTX (36V) 600795520 5.2 Ah Kit 600795840 Bare Tool KHA 36-18 LTX 32 (2x 18V) 600796840 Bare Tool
Single blow energy (EPTA)	2.2 J	2.3 J	2.3 J	3.1 J	3.1 J
Electronics	Vario-speed	Vario-speed	Vario-speed	Vario-speed	Vario-speed
Motor	Cordless 18V	Heavy Duty	Heavy Duty	Long Life	Cordless 36V
Quick Chuck system					•
Rotation stop for chiseling operations	•	•	•	•	•
Percussion stop for drilling only	•	•	•	•	•
Aluminum die-cast gear housing			•	•	•
Reversing switch	•	•	•	•	•
Metabo slip clutch	•	•	•	•	•
Rubber coated handle	•	•	•	•	•
Auto-stop carbon brushes		•	•	•	
Winding protection grid		•	•	•	•
Capacity					
-in concrete using solid bits	1"	1"	1"	1-1/4"	1-1/4"
-in brickwork using thin wall core bits	2-5/8"	2-5/8"	2-5/8"	3-1/4"	2-3/4"
No-load speed (RPM)	1,100	880	960	920	1,100
No-load blows per minute (BPM)	4,000	5,400	5,400	4,470	4,500
Amps		7.0	7.0	7.2	
Rated input watts		800 W	800 W	800 W	
Tool weight	6.4 lbs	5.3 lbs	6.4 lbs	7.5 lbs	10.8 lbs
Standard equipment:					
Side handle	631052000	631052000	631052000	314001380	314001380
Depth gauge	341511630	341511630	341511630	341511630	341511630
Quick SDS-Plus chuck					316047350
Quick 3-jaw chuck					316047500
Optional equipment:					
Dust extraction adaptor	630829000	630829000	630829000	630829000	630829000



The ultimate do-it-all tool combining a rotary hammer, chipping hammer and a 2-speed drill!



NEW

Model Bare Tool:

UHEV 2860-2 Quick 600713620

Single blow energy (EPTA)	3.4 J	Capacity	
Electronics	Vario-Tacho-Constamatic	- in masonry	1-1/8"
Motor	Long Life	- in steel	1/2"
Quick Chuck system	•	- wood	1-3/8"
Rotation stop for chiseling operations	•	No-load speed (RPM)	0-900 / 0-2,100 RPM
Percussion stop for drilling only	•	No-load blows per minute (BPM)	4,500 BPM
Aluminum die-cast gear housing	2-speed	Max tightening torque	159 ft. lbs
Reversing switch	•	Amps	9.2
Metabo slip clutch	•	Rated input watts	1,100 W
Rubber coated handle	•	Tool weight	7.4 lbs.
Carbon brush wear indicator	•	Standard equipment:	
Auto-stop carbon brushes	•	Side handle	314001460
Winding protection grid	•	Depth gauge	341511630
		Quick SDS-Plus chuck	316047350
		Quick 3-jaw chuck	316047500
		Optional equipment:	
		Dust extraction adaptor	630829000

UHEV 2860-2 Quick 1-1/4" SDS-Plus Universal Hammer

MADE IN GERMANY

Quick Chuck System:

- The keyless chuck change system allows for fast and easy single handed tooling changes



QUICK



Vario Tacho Constamatic (VTC) Full-wave Electronic Speed Control:

- Consistent speed under load



Ergonomic 4 Mode Selector with large knob for easy use

S-Automatic Safety Clutch:

- Increased safety, predictable handling.
- Clutch helps to protect operator from kick back



S-AUTOMATIC MECHANICAL SAFETY CLUTCH

COMBINATION HAMMERS

KHE 5-40
1 9/16" SDS-Max
Combination Hammer



KHE 76
2" SDS-Max
Combination Hammer



KHE 56
1 3/4" SDS-Max
Combination Hammer



KHE 96
2" SDS-Max
Combination Hammer



Model	KHE 5-40 600687420	KHE 56 600340420	KHE 76 600341420	KHE 96 600596420
Max. Single blow energy (EPTA)	7.5 J	8.5 J	11.9 J	20.0 J
Vario tacho constamatic (VTC) electronics	•	•	•	•
Suitable for chiselling work w/ rotation stop	•	•	•	•
Chisel positions	24 settings	12 settings	12 settings	16 settings
MVT vibratex handles	•	•	•	•
Active vibration control	•		•	
Metal die-cast gear housing	Aluminum	Magnesium	Magnesium	Aluminum
Impact reduction switch		•	•	
Metabo slip clutch	•	•	•	•
Carbon brush wear indicator	•	•	•	•
Variable speed controlled by adjusting dial	•			•
Auto-stop carbon brushes	•	•	•	•
Winding protection grid	•	•	•	•
Electronic speed stabilization	•	•	•	•
360° Support handle		•	•	•
Maximum tightening torque	841 inch lbs.	796 inch lbs.	796 inch lbs.	1,062 inch lbs.
Capacity				
- in concrete using solid bits	1-9/16"	1 3/4"	2"	2"
- in concrete using core bits	4"	4"	6"	6"
No-load speed (RPM)	200 - 350	450	300	125 - 250
No load blows per minute (BPM)	3,200	2,840	2,735	1,950
Amps	10.3	14	15	15
Rated input watts	1,010	1,300	1,500	1,700
Tool weight	15.2 lbs	17.75 lbs.	18.5 lbs.	28 lbs.
Shipping weight	24.75 lbs.	25.75 lbs.	28.25 lbs.	40.2 lbs.
Length	18.8"	18"	19.3"	27.8"
Carrying case (standard)	344455240	344453630	344453760	344453190
Standard equipment:	Anti-vibration side handle (314001410)	Anti-vibration side handle (314001080)	Anti-vibration side handle (314001150)	Anti-vibration side handle (314001130)
	Depth gauge (331050750)	Depth gauge (331050750)		"D" support handle (316042080)
	Grease (631800000)	Grease (631800000)	Grease (631800000)	Grease (631800000)
	Cleaning cloth	Cleaning cloth	Cleaning cloth	Cleaning cloth













MHE 5
SDS-Max Demolition / Chipping
Hammer



MHE 96
SDS-Max Demolition / Chipping
Hammer

Model	MHE 5 600688420	MHE 96 600396420
Max. Single blow energy (EPTA)	8.6 J	20.0 J
Vario tacho constamatic (VTC) electronics	•	•
Lock on switch	•	•
Chisel positions	• 12 settings	• 16 settings
MVT Vibration damping construction	•	•
Metal die-cast gear housing	• aluminum	• aluminum
Impact regulation dial	•	•
Carbon brush wear indicator		•
Auto-stop carbon brushes	•	•
Winding protection grid	•	•
Electronic speed stabilization	•	•
Variable speed controlled by adjusting dial	•	•
Vibration damped 'D' support handle	•	•
No-load blows per minute (BPM)	1,900 - 3,000	1,950
Amps	13.3	15
Rated input watts	1,300	1,600
Tool weight	16.0 lbs	26.5 lbs.
Shipping weight	25.75 lbs	38.6 lbs.
Length	19.5"	27.8"
Carrying case (standard)	344455240	344453190
Standard equipment:	Vibration damped "D" handle (343441020)	Anti-vibration side handle (314001050)
	Grease (631800000)	Grease (631800000)
	Cleaning cloth	Cleaning cloth
		Vibration damped "D" handle (316042080)



Accessories	
 <p>630829000 Dust extraction accessory Dustless drilling up to 9/16" dia. Dual suction chamber collects dust while allowing full suction to adhere to walls or ceilings.</p>	 <p>631343000 Dust extraction accessory Dustless drilling up to 2 3/4" dia. Dual suction chamber collects dust while allowing full suction to adhere to walls or ceilings.</p> <p>Model DDE72</p>
 <p>630316000 Adaptor Used for connecting 631592000 vacuum hose to standard 2 1/4" vacuum inlets.</p>	 <p>630276000 Spline to SDS-Plus adaptor</p>
 <p>623371000 SDS-Max to SDS Plus adaptor</p>	 <p>676137000 Spline to SDS-Max adaptor</p>
 <p>676293000 SDS-Max to Spline adaptor</p>	 <p>631285000 SDS chuck adaptor Suitable for drilling applications only. For use with most 1/2 x 20 thread chucks on all Metabo SDS rotary hammers (includes clamping bushing for 1/4" hex accessories).</p> <p>(For Drilling Only)</p>
 <p>630928000 SDS chuck adaptor 1/2 x 20 threads. Use it to mount specialty chucks and accessories on Metabo SDS rotary hammers.</p> <p>(For Hammering)</p>	 <p>600890000 Drill Stand Adjustable depth guide. Tool clamp dia.: 43 mm Stroke: 2 9/16" Distance - center to column: 6 1/2" Base dimensions: 8 5/8" x 8 3/8"</p>

Chisels

SDS Plus Shank Chisels


- Precisely sharpened, they will retain their cutting edge over a long time
- Made of specially tough breakage resistant steel
- Easy to reforge

Order No.		Description	Width (inches)	Total Length (inches)	Pcs/Pk
631420420	A	COLD CHISEL	3/4	10	1
631425420	B	SCALING CHISEL	1 1/2	10	1
631421420	C	BULL POINT	---	10	1
631422420	D	GROOVING CHISEL	15/16	9 1/2	1
630992000	E*	POINTED	---	10	1




*Use with SDS-Plus Hammers without rotation stop

SDS-Max Shank Chisels




Order No.		Description	Width (inches)	Total Length (inches)	Pcs/Pk
655054000	A	GROUND ROD DRIVER	7/8	10 1/4	1
623353420	B	COLD CHISEL	1	12	1
623354420	C	COLD CHISEL	1	18	1
655079000	D	BUSHING TOOL	1 3/4	9 1/2	1
623355420	E	SCALING CHISEL	2	12	1
623384420	F	ASPHALT CHISEL	3 1/2	16	1
623356420	G	SCALING CHISEL	3	12	1
623351420	H	BULL PT CHISEL	---	12	1
623352420	I	BULL PT CHISEL	---	18	1
623357420	J	GROOVING CHISEL	1	12	1

Spline Shank Chisels



Order No.		Description	Width (inches)	Total Length (inches)	Pcs/Pk
655053000	A	GROUND ROD DRIVER	7/8	10 1/4	1
623361420	B	COLD CHISEL	1	12	1
630381420	C	COLD CHISEL	1	18	1
623364420	D	SLOTTING CHISEL	1 1/8	12	1
623363420	E	SCALING CHISEL	2	12	1
623360420	F	BULL PT CHISEL	---	12	1
630380420	G	BULL PT CHISEL	---	18	1

Floor Scraper for SDS-Max Rotary Hammers



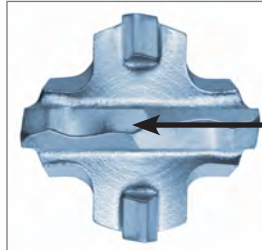

Order No.		Description	Width (inches)	Total Length (inches)	Pcs/Pk
655020000	A	FLOOR SCRAPER HEAD	6	8	1
655022000	B	SDS-MAX SHANK	---	15	1
655023000	C	REPLACEMENT BLADE WITH HARDWARE	---	---	1

Which Cutter is Best for you?

4-Cutter Design

Flute Design:

Enhances the vibration characteristics of the drill bit. The impact energy of the rotary hammer is transferred efficiently into drilling performance and thus provides less strenuous drilling. The flute geometry provides best dust removal, especially when working vertically. The friction in the hole is minimized when the dust is ejected quickly.



Centering Point:

For improved centering on hard or smooth surfaces. The aggressive carbide tip geometry optimizes the cutting characteristic when drilling through reinforcement bars. The centering point keeps the hole straight so there is less friction and wear on the sides of the flutes.

Shortened Entrance Groove:

The head with short dust entrance grooves ensures that the drill bit dust is removed quickly from the hole.

2-Cutter Design

Aggressive Cutting Edge:

- extremely fast penetration
- drilling through very hard stone
- cutting through rebar
- quickly and smoothly penetrating tile and other hard surfaces

High Alloy Steel:

- long tool life
- improved impact transfer to cutting tip
- less wear on flute edges and hammer contact end



Distinctive Centering Point:

- precise spot drilling
- effective guidance of drill bit to minimize flute wear
- precise start on very hard surfaces

Ground Flute:

- fast penetration
- best drill dust removal

Ultra-X Design

Flute Design:

- minimizing vibration and maximizing bit life

High Volume:

- fast spiral quickly removes dust



4-Cutter

- Unique solid carbide head
- Optimal performance in reinforced concrete



SDS-Plus

Drilling Dia. (inches)	Drilling Depth (inches)	Total Length (inches)	2-Cutter	Bulk	Qty for Bulk	4-Cutter
5/32	2	4	674505000	676276000	25	
5/32	4	6	674605000	674652000	25	
3/16	2	4	674506000	676277000	25	674840000
3/16	4	6	674606000	674656000	25	674841000
3/16	6	8	676127000	676278000	25	674842000
3/16	8	10	676147000			674843000
3/16	10	12	674706000			674844000
3/16	12	14	676148000	676148100	25	
3/16	14	16	676507000			
7/32	2-1/4	4-1/4	674507000			
7/32	4-1/4	6-1/4	676132000	676279000	25	
7/32	6-1/4	8-1/4	676129000	676129100	25	
7/32	9	11	676130000	676130100		
7/32	12	14	676149000			
7/32	14	16	676131000			
1/4	2	4	674508000	674558000	25	674845000
1/4	4	6	674708000	674758000	25	674846000
1/4	6	8	674808000	676281000	25	674847000
1/4	9	11	674908000	674908100	25	
1/4	10	12				674849000
1/4	12	14	676150000			
1/4	14	16	676151000			
1/4	18	20	674909000			
5/16	4	6	674510000	676282000	25	674850000
5/16	6	8	674710000			
5/16	10	12	674810000			674851000
3/8	4	6	674512000	674562000	20	674853000
3/8	6-1/4	8-1/4	676125000	676283000	25	
3/8	8	10	674712000			
3/8	10-1/4	12-1/4	676123000			674854000
3/8	16	18	674713000			674855000
3/8	22	24	674714000			
7/16	4	6	674514000			674856000
7/16	8-1/4	10-1/4	676153000			
7/16	10-1/4	12-1/4	676133000			674857000
7/16	16	18	676154000			674858000
1/2	4	6	674516000	674566000	25	674859000
1/2	8	10	674716000			
1/2	10-1/4	12-1/4	688062000			674860000
1/2	16	18	674816000			674861000
1/2	22	24	674818000			
9/16	4-1/4	6-1/4	674819000			674862000
9/16	8-1/4	10-1/4	676155000			
9/16	10-1/4	12-1/4	676156000			674863000
9/16	16	18	676157000			674864000
5/8	4-1/4	6-1/4	676158000			
5/8	6	8	674520000	676286000	10	688074000
5/8	8	10				676173000
5/8	10	12	674620000			676174000
5/8	16	18	674720000			676177000
5/8	22	24	676159000			
11/16	6	8	676166000			
11/16	10	12	676167000			
3/4	6	8	674524000	676288000	15	
3/4	8	10	676126000			676181000
3/4	10	12	674624000			676183000
3/4	16	18	674724000			676185000
3/4	22	24	676168000			
7/8	6	8	676169000			676191000
7/8	8	10	674528000			676192000
7/8	10-1/4	12-1/4	676170000			676193000
7/8	16	18	674728000			676196000
1	6	8	676171000			
1	8	10	674600000			676199000
1	10	12	676172000			676201000
1	16	18	674800000			676205000
1-1/8	8	10				674804000
1-1/8	16	18				688065000
1-1/4	16	18				688066000

Red number indicates SPECIAL ORDER ITEM

SDS-Plus Shank

Fits Metabo KHE-D24, KHE-D28, KHE2444, UHE2850, KHE3250, KHA18 and KHA36 and all SDS-Plus Rotary Hammers

>Pro 4< 2 Cutter Design

Bit diameters 5/32" - 5/8"

ADVANTAGES



- Unique tip design provides easy centering and fast drilling
- Chisel-shaped bit head penetrates material rapidly
- Multi-fluted spiral shaft quickly removes concrete dust from the hole for faster drilling and longer bit life
- Reinforced flute geometry reduces vibration and transfers more impact power to the tip, further enhancing drilling speed and life expectancy

Standard 2-Cutter Design

Bit diameters 11/16" - 1"

ADVANTAGES



- Chisel-shaped bit head penetrates material rapidly
- Dust and debris removed quickly by the asymmetrical double fluted shaft
- Reinforced linear core improves stability and maximizes power transmission from the rotary hammer to the bit's tip
- Narrow lands reduce friction and vibration, relieving strain on user and rotary hammer

4-Cutter Design

Bit diameters 5/8" - 1 1/4"

ADVANTAGES



- Drills precise round holes for ease of anchor installation and stronger anchor holding
- Lowest vibration for greater user comfort and reduced strain on the rotary hammer
- Maximum drilling speed from additional carbide in tip
- Double spiral flute for fast dust extraction maximizes bit life and drilling speed

Ultra-X

Bit diameters 3/16" - 9/16"

ADVANTAGES



- One piece 4-cutter solid carbide head for optimal performance in reinforced concrete
- 4 x 90° solid head; low vibration, precise holes
- Chisel-shaped bit head penetrates material rapidly
- Fast spiral flutes for rapid removal of dust
- Optimized flute core strength

Tapcon

Drilling Dia. (inches)	Drilling Depth (inches)	Total Length (inches)	2-Cutter
5/32	2-3/8	5	688067000
5/32	3-1/8	6	688068000
5/32	4-1/8	7	688069000
3/16	2-1/8	5	688070000
3/16	3-1/8	6	688071000
3/16	4-1/8	7	688072000
Assortment Tapcon bit kit			688073000

SDS-MAX SHANK DRILL BITS

Spline Shank - Fits all Spline Drive Rotary Hammers

**2-Cutter Design 3/8"-2"
4-Cutter Design 5/8"-1 1/2"**

ADVANTAGES



- Unique head design reduces friction in the hole resulting in faster drilling speed and maximum bit life
- Large volume double spiral flutes provide rapid dust removal further enhancing bit life and drilling speed
- Drills precise round holes for ease of anchor installation and stronger anchor holding
- Patented flute design minimizes vibration and noise thus protecting both tool and operator

Drilling Dia. (inches)	Drilling Depth (inches)	Total Length (inches)	2-Cutter	4-Cutter
3/8	5	10	676122000	
3/8	8	13	676222000	
3/8	11	16	676223000	
7/16	8	13	676224000	
1/2	5	10	676016000	
1/2	11	16	676116000	
1/2	17	22	676118000	
1/2	24	29	676225000	
1/2	31	36	676226000	
9/16	5	10	676227000	
9/16	8	13	626228000	
9/16	11	16	676229000	
9/16	18	23	676230000	
9/16	24	29	626231000	
5/8	5	10		676020000
5/8	8	13	626232000	
5/8	11	16		676120000
5/8	16	22	676121000	
5/8	17	22		676119000
5/8	24	29	676234000	676247000
5/8	31	36	676233000	676248000
11/16	11	16	676235000	
3/4	5	10	676236000	676249000
3/4	8	13	676237000	
3/4	11	16	676251000	676124000
3/4	17	22	676252000	676324000
3/4	24	29	676239000	676115000
3/4	31	36	676238000	676250000
7/8	8	13	676240000	
7/8	11	16		676128000
7/8	17	22		676328000
7/8	31	36	676241000	
1	8	13	676242000	
1	11	16	676031000	676200000
1	17	22	676033000	676400000
1	24	29	676244000	676254000
1	31	36	676243000	676253000
1-1/8	11	16	676037000	676204000
1-1/8	17	22	676039000	676404000
1-1/4	11	16	676041000	
1-1/4	17	22	676043000	676408000
1-1/4	24	29		676255000
1-1/4	31	36		676257000
1-3/8	17	22	676047000	676412000
1-1/2	11	16	676245000	
1-1/2	17	22		676416000
1-3/4	17	22	676246000	
2	17	22	676136000	

Red number indicates SPECIAL ORDER ITEM

Order No.	Diameter (inches)	Drilling Depth (inches)	Total Length (inches)
676516000	1/2	8	13
676616000	1/2	12	17
676716000	1/2	16	21
676258000	9/16	8	13
676134000	9/16	16	21
676620000	5/8	12	17
676520000	5/8	8	13
676720000	5/8	16	21
676259000	5/8	31	36
676260000	11/16	16	21
676524000	3/4	8	13
676624000	3/4	12	17
676724000	3/4	16	21
676261000	3/4	31	36
676262000	13/16	16	21
676263000	27/32	8	13
676264000	27/32	16	21
676528000	7/8	8	13
676628000	7/8	12	17
676728000	7/8	16	21
676265000	7/8	31	36
676700000	1	8	13
676800000	1	12	17
676900000	1	16	21
676266000	1	31	36
676267000	1-1/16	18	23
676804000	1-1/8	12	17
676904000	1-1/8	16	21
676268000	1-1/8	31	36
676269000	1-3/16	18	23
676270000	1-1/4	10	15
676908000	1-1/4	18	23
676271000	1-1/4	31	36
676709000	1-3/8	12	17
676912000	1-3/8	18	23
676272000	1-3/8	31	36
676273000	1-7/16	18	23
676274000	1-1/2	12	17
676916000	1-1/2	18	23
676275000	1-9/16	18	23
676924000	1-3/4	18	23
676135000	2	18	23

SDS-Max Shank - Fits Metabo KHE5-40, KHE56, KHE76, KHE96 and all SDS-Max Rotary Hammers


**2-Cutter Design 1/2"-9/16"
4-Cutter Design 5/8"-2"**

ADVANTAGES



- Unique head design reduces friction in the hole resulting in faster drilling speed and maximum bit life
- Large volume double spiral flutes provide rapid dust removal further enhancing bit life and drilling speed
- Drills precise round holes for ease of anchor installation and stronger anchor holding
- Patented flute design minimizes vibration and noise thus protecting both tool and operator

SDS-MAX Drill Bit adaptor/extension system



- Inexpensive system will extend drilling depth up to 43" (even longer by attaching additional connectors and extensions)
- Simple to use/no energy loss
- 1 3/16" Minimum hole diameter for through drilling
- Universal adaptors available for SDS-Max, Spline, SDS-Plus

Description	Order No.
CONNECTOR SDS-Max TO SDS-Plus	623371000
CONNECTOR SDS-Max TO SDS-Max	675704000
CONNECTOR Spline TO SDS-Max	676137000
EXTENSION SDS-Max 43"	675705000
EXTENSION SDS-Max 30"	675706000
EXTENSION SDS-Max 12.5"	675707000

Additional lengths available upon special request

Core Bits

Core Bits



- Patented design with body clearance drills faster
- Tooth geometry provides better centering, improved resistance to rebar and longer bit life

Note: Core bit attaches to bit holder or bit holder extension with either the 675701000 centering bit or 675703000 threaded bolt.

Diameter	Length	Order No.
1 1/2"	4"	675716000
2"	4"	675720000
2 5/8"	4"	675726000
3 1/8"	4"	675730000
3 1/2"	4"	675736000
4"	4"	675740000
5"	4"	675750000

Individually packaged in plastic twist-off tubes.

Threaded Bolt and Centering Bit



A



B

	Description	Order No.
A	6" x 1/2" CENTERING BIT	675701000
B	THREADED BOLT	675703000

- For core bits.



A



B

	Description	Overall Length	Order No.
A	SDS-MAX*	7"	675915000
B	SPLINE	7"	675910000

Individually packaged in plastic twist-off tubes.
*Registered trade mark of Robert Bosch Inc.

Bit Holder Extension



- Bit holder extension for deep hole drilling, multiple extensions possible

Description	Order No.
EXTENSION 1" X 11"	675702000

Individually packaged in plastic tubes.

One piece construction Core Bits - SIMPLIFIED USE

Diameter	Overall Length	Drilling Depth	SDS-Max Shank	Spline Shank
1-1/2	12	6-1/4	675800000	
1-1/2	22	16-3/4	675801000	675821000
1-3/4	22	16-3/4	675803000	675823000
2	12	6-1/4	675804000	
2	22	16-3/4	675805000	675825000
2-5/8	22	16-3/4	675807000	675827000
3-1/8	12	6-1/4	675808000	
3-1/8	22	16-3/4	675809000	675829000
3-1/2	12	6-1/4	675810000	
3-1/2	22	16-3/4	675811000	675831000
4	12	6-1/4	675812000	
4	22	16-3/4	675813000	675833000
5	12	6-1/4	675814000	
5	22	16-3/4	675815000	675835000
6	22	16-3/4	675816000	675836000



Replacement Pilot Drill*
675891000

Replacement Drift Key, Round*
675892000

*included with one piece core bits





06



Woodworking Tools and Heat Guns

- Engineered, designed and manufactured in Germany
- Unique designs and features
- High performance
- Saves you time and money

RANDOM ORBIT SANDERS



SXE 450 TurboTec
6" Dual Random Orbit Sander

Model	SXE 450 TurboTec 600129420
Variospeed (V) electronics	•
Power control system	•
Turbo boost	•
Dual orbit setting	•
Integral dust collection	•
Auto-stop brushes	•
Double insulated	•
Sanding pad size	6" round (6 hole)
Sheet size	6" round
Orbits per minute	8,400 - 22,000
Orbit size	1/8" or 1/4"
Amps	3.4
Rated input watts	350
Tool weight	5.75 lbs.
Shipping weight	8 lbs.
Length	11.5"
Carrying case	623894000 (optional)
Standard equipment:	Filter complete (631287000) Medium hard hook & loop pad Backing pad (630262000) Hexagon key (344161520)
Dual Orbit Settings:	• 1/8" orbit for fine finishing • 1/4" orbit for fast stock removal



SXE 400
Compact Orbital Disc Sander

Model	SXE 400 600405420
Variospeed (V) electronics	•
Power Control System	•
Auto-stop brushes	•
Double insulated	•
Sanding pad size	3 1/8" round (6 hole)
Sheet size	3 1/8" round
Orbits per minute	5,000 - 10,000
Orbit size	1/8"
Amps	2
Rated input watts	220
Tool weight	3.3 lbs.
Shipping weight	4.1 lbs.
Length	10.8"
Carrying case	623898000 (optional)
Standard equipment:	Hexagon key (344161530) Hook & loop backing pad (624064000) Intermediate disc (624061000)
Optional equipment:	Vacuum hose (631592000) Vacuum adaptor (630316000)



Turbo Boost
for fastest removal of stock!



Orbital Sander Accessories

For SXE 400

Order #



Hook & loop-faced intermediate disc

624061000



"Cling-fit" Replacement Backing pad

624064000



"Cling-fit" polishing sponge

624092000



"Cling-fit" lambs wool polishing disc

624063000



"Cling-fit" sanding discs. Ready-punched, Aluminum Oxide

Packs of 10

- P 40 grit 624041000
- P 60 grit 624042000
- P 80 grit 624043000
- P 100 grit 624044000
- P 120 grit 624045000
- P 180 grit 624046000
- P 240 grit 624047000
- P 320 grit 624048000

Packs of 25

- P 40 grit 624051000
- P 60 grit 624052000
- P 80 grit 624053000
- P 100 grit 624054000
- P 120 grit 624055000
- P 180 grit 624056000
- P 240 grit 624057000
- P 320 grit 624058000
- P 400 grit 624059000



Accessory Assortment

624060000

Package includes:
10 Pieces- P 60
10 Pieces- P 80
5 Pieces- P 120



Adaptor Used for connecting 631592000 vacuum hose to standard 2 1/4" vacuum inlets.

630316000

For SXE 450

Order #



Backing Pads
6" medium hard (6 hole)
6" soft (6 hole)
PSA Pad-6" (6 hole)

631158000
631156000
631169000



"Cling-fit" intermediate disc (not perforated) soft, well suited for sanding rounded surfaces

624037000



6" "Cling-fit" sanding discs (packs of 5)

Grit 6" (6 hole)
A40 624001000
A60 624002000
A80 624003000
A100 624004000
A120 624005000
A180 624006000
A240 624007000
A320 624008000

(packs of 25)

Grit 6" (6 hole)
A40 624019000
A60 624020000
A80 624021000
A100 624022000
A120 624023000
A180 624024000
A240 624025000
A320 624026000
A400 624027000

6" Sanding Assortment Package includes:
10 Pieces- P 60
10 Pieces- P 80
5 Pieces- P 120

624066000



"Cling-fit" polishing sponge

631233000



"Cling-fit" lambs-wool polishing disc

631217000

Order #



Hook & Loop Backing Pad (for FSX200)

625658000



Hook & Loop Backing Pads 5" medium hard (8 hole) 5" soft (8 hole) (for SXE425)

631219000
631220000



"Cling-fit" Intermediate Disc (not perforated) soft, well suited for sanding rounded surfaces

631216000



"Cling-fit" Sanding Discs (packs of 5)

Grit 5" (8 hole)
A40 631226000
A60 631227000
A80 631228000
A120 631229000
A180 631230000

(packs of 25)

Grit 5" (8 hole)
A40 631584000
A60 631585000
A80 631586000
A120 631587000
A180 631588000
A240 631589000
A320 631596000
A400 631597000



"Cling-fit" polishing sponge

631222000



"Cling-fit" lambs-wool Polishing Disc

631223000

Order #



Spare Paper Dust Bags (5 per pack) (for Sr356, Sr358, SXE425 SXE450)

631288000



Canvas Dust Bag (for Sr356, Sr358, SXE425 SXE450)

631235000



Canvas Dust Bag For use with the paper dust bag holder. (for Sr356, Sr358, SXE425 SXE450)

631758000



Vacuum Hose 6' x 1 1/2" diameter and 2 1/4" vacuum connection. Tapered end fits directly into tool's extraction port.

631751000

Vacuum Hose 10' x 1 1/2" diameter and 2 1/4" vacuum connection. Tapered end fits directly into tool's extraction port.

631362000



Bayonet Connector Replaces the tapered fitting on 1 1/2" hose for a positive connection to tools extraction port. (for Sr356, Sr358, SXE425, SXE450)

630898000

For SXE 450

"Professional Series" for working with metal and wood

NEW

6" "Cling-fit" sanding discs. Ready-punched, for Wood and Metal

Packs of 50

- P 40 grit 626674000
- P 60 grit 626675000
- P 80 grit 626676000
- P 100 grit 626677000
- P 120 grit 626678000
- P 180 grit 626679000
- P 240 grit 626680000
- P 320 grit 626681000
- P 400 grit 626682000



6" Backing Pad 630262000

"Professional Series" for working with paints and varnishes

NEW

6" "Cling-fit" sanding discs. Ready-punched, for paints and varnishes

Packs of 50

- P 40 grit 626683000
- P 60 grit 626684000
- P 80 grit 626685000
- P 100 grit 626686000
- P 120 grit 626687000
- P 180 grit 626688000
- P 240 grit 626689000
- P 320 grit 626690000
- P 400 grit 626691000



6" "Cling-fit" intermediate disc well suited for sanding rounded surfaces 630260000








STEB 140
Variable Speed Jig Saw
with Orbit



LF 724 S
Paint Remover

Model	STEB 140 601402420
Electronics	Vario-tacho-constamatic (VTC)
Aluminum die-cast gear housing	•
Variable speed controlled by adjusting dial	•
Electronic speed stabilizer	•
Orbital saw-blade movement for fast cutting	3-stage
Grooved needle-bearing roller-guide prevents the blade from wandering, allowing for truer cuts.	•
Suitable for bevel cuts. Rapid setting of the sole plate for bevel angles of 22.5° & 45° left or right	•
Uses T-shank style blades	•
Sawdust is blown from line of cut for better visibility	•
Anti-splintering sole plate insert	•
Auto-stop carbon brushes	•
Quick blade change system with auto eject	•
Maximum torque	62 inch lbs.
Maximum thickness of material	
- wood	5 1/2"
- non-ferrous metal	1 3/8"
- sheet steel	3/8"
Rated input watts/amps	720/7.0
No-load speed (SPM)	1,000-3,100
Length of stroke	1"
Orbital settings	3 position
Tool weight	7.0 lbs.
Shipping weight	10.6 lbs.
Length	10.5"
Carrying case	344454150 (optional)
Standard equipment:	Allen wrench (344161530)
Optional equipment:	Anti-splintering sole plate insert (631208000)

Model	LF 724 S 600724420
Double insulation	•
Environmentally friendly method of paint and varnish removal	•
Highly suitable for handling rabbets	•
Continuous adjustment of chip removal: 0-.012"	•
Reversible all-carbide blades with long service life	•
Low vibration reduces fatigue	•
Minimal dust creation	•
Encased aluminum die-cast gear housing	•
High-performance palloid gear system	•
Maximum torque	18 inch lbs.
Blade cutting circle diameter	3 1/8"
Maximum rabbet height	1 1/10"
Axial cutting depth	0-.012" (0-.3mm)
Radial cutting depth	.006"
Rated input watts/amps	710/6.0
No-load speed (RPM)	10,000
Tool weight	6.25 lbs.
Shipping weight	9.25 lbs.
Length	10.8"
Carrying case	623860000 (standard)
Standard equipment:	4 indexable solid tungsten carbide blades - 4 cutting edges per blade Vacuum adaptor (343371390) Combination wrench(344162450) Cleaning pick (344162540)

Jig Saw Accessories	
	631340000 Circle Guide Guide for cutting circles from 4" to 14" dia. and for ripping parallel to an edge (max. width 8 1/4"). For use on all Metabo jigsaws.
	623665000 Anti-splintering Insert These inserts fit into the sole plate around the blade and dramatically reduce splintering during cutting or ripping operations. (3 inserts per pack)
Paint Remover Accessories	
	631660000 Spare blades Indexable solid tungsten carbide blades. (10-piece set)



Back View of Heat Gun

H 16-500
2-Stage Variable Temperature Heat Gun



Back View of Heat Gun

HE 20-600
Electronic 3-Stage Variable Temperature Heat Gun



Back View of Heat Gun

HE 23-650
Digital Programmable 2-Stage Variable Temperature Heat Gun

Model	H 16-500 601650420	HE 20-600 602060420	HE 23-650 602365420
Double insulation	•	•	•
Variospeed (V) electronics	•	•	•
Digital programmable temperature w/LED display			•
Temperature regulation via thumb wheel		•	
Non-slip pads for stationary use	•	•	•
One handed temperature adjustment	•	•	•
Thermal fuse for safety	•	•	•
Rated input watts	1,400	1,500	1,600
Rated Amps	11.7	12.5	13.0
Air Flow	8.5/15.9 CFPM	5.3/10.6/17.7 CFPM	5.3-8.8/5.3-17.7 CFPM
Air Temperature	572/932 °F	122/122-1100 °F	122/122-1200 °F
Tool weight	2.0 lbs.	2.3 lbs.	2.6 lbs.
Shipping weight	3.0 lbs.	3.3 lbs.	3.6 lbs.
Length	11.3"	11.3"	11.3"
Carrying case (optional)	623854000	623854000	623854000

Heat Gun Accessories				
630001000 Wide jet nozzle- 2" Drying, stripping old coats of paint	630002000 Wide jet nozzle- 3" Stripping old coats of paint from large surfaces	630003000 Deflector Nozzle Stripping old coats of paint from window frames, waxing and de-waxing skis	630004000 Air-wrap Nozzle Heating plastic tubes prior to bending them; shrinking of shrink-fit plastic sleeves	630005000 Reducing Nozzle- 9mm dia. Spot Heating (not for H16-500)
				630006000 Slit Nozzle Lap welding of PVC tarpaulins and sheeting (requires 630005000)

CARRYING CASES



631397000



344453630
344453760



656304000



657006000



657007000



344454090
344454110
344454120
344454130
344454140
344454150
344454180
623854000
344455150
623860000



623894000



623874000

Item No.	Material	L x H x D	Use
656304000	Steel	13 3/4 x 10 x 5 1/8	4 1/2" / 5" / 6" Small Angle Grinders / drills / hammer drills
344454090	Plastic	15 1/4 x 12 1/2 x 4 1/2	Cordless tools LT/LTX / SSD / SSW
344454110	Plastic	15 1/4 x 12 1/2 x 4 1/2	Drills and hammer drills w/ aluminum gear housings
344454120	Plastic	15 1/4 x 12 1/2 x 4 1/2	KHE-D24 / KHE-D28 / ASE18
344454130	Plastic	15 1/4 x 12 1/2 x 4 1/2	BHA18
344454140	Plastic	15 1/4 x 12 1/2 x 4 1/2	LF724
344454150	Plastic	15 1/4 x 12 1/2 x 4 1/2	Jig Saws
344454180	Plastic	15 1/4 x 12 1/2 x 4 1/2	4-1/2" and 5" Angle grinders
344455150	Plastic	15 1/4 x 12 1/2 x 4 1/2	6" Angle grinders
623854000	Plastic	19 1/2 x 12 1/2 x 5 1/4	Multipurpose - foam inlay for customizing
631397000	Steel	15 1/2 x 7 x 5 1/8	Small angle grinders
657006000	Canvas	18 x 10 x 18	Fits 2 tools plus accessories
623894000	Plastic	20 x 11 x 6 1/2	SXE450
344453630	Plastic	24 x 16 x 6 1/2	KHE56
344453760	Plastic	24 x 16 x 8	KHE76
657007000	Canvas	25 x 11 x 13	Fits 4 tools plus accessories
623874000	Steel	26 1/2 x 6 1/2 x 11	Intermediate and large angle grinders
623860000	Plastic	15 1/4 x 12 1/2 x 4 1/4	Foam inlay customizable for drills, cordless drills, paint stripper and jig saws


Metabo Authorized Service Center List



A Metabo MasterService™ Service Center is a preferred warranty/repair service center providing knowledgeable, accurate and complete repairs in 5 days or less, and is a stocking source for all Metabo Power Tool spare parts.

ALABAMA	BIRMINGHAM	35203	BEERMAN PRECISION	1140 5TH AVE N	205-251-8156
	CALERA	35040	QUALITY TOOL REPAIR	6180 HWY 31	205-668-3131
	MOBILE	36693	BAY CITY TOOL & REPAIR CO.	4405 HALLS MILL RD, BLDG F STE 4	251-666-8406
	THEODORE	36582	GULF COAST POWER TOOL	5651 HWY 90 STE A	251-653-9912
ARIZONA	GLENDALE	85301	BANNER TOOL SERVICE	6741 N 57TH AVE	623-842-0800
	PHOENIX	85017	COPPER STATE BOLT & NUT	3622 N 34TH AVE	602-455-9141
	PRESCOTT	86301	PRESCOTT POWER TOOL REPAIR	1050 WILLOW CREEK RD #1	928-445-2628
	TUCSON	85705	COPPER STATE BOLT & NUT	811 E 47TH ST	520-770-2480
	TUCSON	85719	WESTERN TOOL INC	702 S CAMPBELL AVE	520-884-0504
ARKANSAS	EL DORADO	71730	THE TOOL ROOM INC.	508 MARSH AVE	870-863-3036
	FORT SMITH	72901	TOOL SERVICE COMPANY	5732 WHEELER AVE	479-648-3125
CALIFORNIA	FRESNO	93703	ALL TOOL SERVICE & SUPPLY	1571 N MAPLE AVE	559-252-2879
	FRESNO	93721	IDEAL SAW WORKS	351 O ST	559-237-0809
	LOS ANGELES	90023	MINIT TOOL CO	4170 E WASHINGTON BLVD	323-264-7006
	OXNARD	93030	ELECTRIC MOTOR SERVICE	200 E 5TH ST	805-483-4233
	SACRAMENTO	95826	VALLEY TOOL REPAIR	4131 POWER INN RD UNIT B	916-737-6300
FACTORY SERVICE PARTNER	SAN FRANCISCO	93401	CRAIG & GREEN POWER TOOL SVC	1595 FAIRFAX AVE	415-642-8698
	COLORADO	NORTHGLENN	80234	COLORADO FASTENERS	11450 N CHEROKEE ST - STE B2
CONNECTICUT	JEWETT CITY	06351	QTR INC.	39 WEDGEWOOD DR STE K	860-376-5634
	OAKVILLE	06779	WATERTOWN TOOL REPAIR	28 MAIN ST	203-596-1344
	SOUTH WINDSOR	06074	UTILITY ELECTRIC SERVICE INC.	255 CHAPEL RD	860-246-7271
FLORIDA	CLEARWATER	33762	ATLAS CONSTRUCTION EQUIP SERVICES	12001 49TH ST N STE 201	727-299-0700
	DAYTONA BEACH	32117	C & C POWER TOOLS	859 MASON AVE	386-253-5815
	FT LAUDERDALE	33334	BROWARD TOOL REPAIR INC	3547 N DIXIE HWY	954-566-4114
	HALLANDALE	33009	441 TOOL REPAIR INC	197 SOUTH PARK RD #A	954-981-8270
	JACKSONVILLE	32254	WORLD ELECTRIC SUPPLY	569 STUART LANE	904-378-4000
	OCALA	34475	TOOL DR. OF CENTRAL FL., INC.	1825 N MAGNOLIA AVE	352-322-5655
	ORLANDO	32810	CONTRACTORS TOOL SERVICE INC	5409 EDGEWATER DR	407-292-2808
	PANAMA CITY	32409	MOBILE TOOL REPAIR	2136 COUNTY RD 2321	850-271-1707
	PENSACOLA	32502	ESCAMBIA ELEC MOTOR SLS & SERV	1101 WEST MAIN ST	850-432-1577
	WEST PALM BEACH	33413	RELIABLE TOOL SERVICE	6970 WALLIS ROAD BAY 1A	561-689-1676
GEORGIA	ATLANTA	30318	POWER TOOL SERVICE INC	1420 COLLIER RD NW	404-605-0101
HAWAII	HONOLULU	96819	LARSEN'S TOOL REPAIR	2126 ELUWENE ST, STE B	808-847-0038
IDAHO	HEYBURN	83336	ACME POWER TOOL REPAIR	293 S 598 W	208-431-7318
	IDAHO FALLS	83402	ROSSITER ELECTRIC	1501 S. CAPITAL AVE	208-529-3665
ILLINOIS	GENESEO	61254	KLAVINE MOTOR CO	119 S. CENTER ST	309-944-3319
	KANKAKEE	60901	WOODY'S EMS INC	431 S WASHINGTON AVE	815-932-6363
INDIANA	EVANSVILLE	47711	TRI STATE REPAIR SERVICE INC	1327 N FARES AVE	812-464-9341
	LA PORTE	46350	VILLAGE SUPPLY, INC	710 BOYD BLVD	219-324-7363
	LOWELL	46356	AFFORDABLE ELECTRICAL REPAIR	15544 BROADWAY	219-696-7792
FACTORY SERVICE PARTNER	VALPARAISO	46383	R&R REPAIR	420 E 200 N	219-531-5551
IOWA	BURLINGTON	52601	INDUSTRIAL MOTORS, INC.	1511 MOUNT PLEASANT ST	319-752-4917
	SIoux CITY	51101	THE TOOL DOKTOR	1510 DACE AVE	712-255-7696
KANSAS	SALINA	67401	MID KANSAS TOOL REPAIR	314 W CLOUD ST.	785-825-6287
KENTUCKY	LOUISVILLE	40217	TOOL REPAIR SERVICE INC.	1200 GOSS AVE.	502-635-6888
LOUISIANA	BATON ROUGE	70814	SOUTHERN FASTENER & TOOL CO.	9440 MAMMOTH AVE	225-927-3333
	BELLE CHASSE	70037	INDUSTRIAL WELDING SUPPLY CO.	111 BURAS DR.	504-392-2400
	HARVEY	70058	INDUSTRIAL WELDING SUPPLY CO.	1452 4TH ST	504-362-9395
	HOUMA	70363	INDUSTRIAL WELDING SUPPLY CO.	1797 GRAND CAILLOU RD	985-876-7575
	NEW IBERIA	70560	SPECIALTY TOOL REPAIR	410 W. SAINT PETER ST.	337-365-3680
	SLIDELL	70458	INDUSTRIAL WELDING SUPPLY CO.	60077 HWY 11 N	504-645-0808
	WEST MONROE	71291	TOOL TOWN LLC	704 N 7TH ST	318-329-2929
MAINE	BUCKSPORT	04416	TOOLTECH.	943 RIVER RD	207-469-3484
	HOULTON	04730	HOGAN TIRE INC	135 BANGOR ST	207-532-2211
MARYLAND	ANNAPOLIS JUNCTION	20701	TOOLS & ACCESSORIES CORP.	8975 HENKELS LN, STE 710	410-735-8800
	BALTIMORE	21229	WTS INC.	4000 COOLIDGE AVE, STE C	443-543-0100
MASSACHUSETTS	EVERETT	02149	PANDA ELECTRICAL SERVICE INC	165 MAIN ST	617-389-1442
	STOUGHTON	02072	KALMAN ELECTRIC MOTORS INC	471 PAGE ST	781-341-4900
MICHIGAN	COMSTOCK PARK	49321	MASTER SERVICE CENTER	5210 W RIVER DR NE	616-647-0654
	DETROIT	48234	ELECTRIC TOOL & SERVICE CO	19442 CONANT AVE	313-366-3830
	DETROIT	48203	RENU POWER TOOLS	20163 JOHN R ST	313-366-1570
	KALAMAZOO	49001	KALAMAZOO ELECTRIC MOTOR INC.	414 MILLS ST	269-345-7802

AUTHORIZED SERVICE CENTERS

 A Metabo MasterService™ Service Center is a preferred warranty/repair service center providing knowledgeable, accurate and complete repairs in 5 days or less, and is a stocking source for all Metabo Power Tool spare parts.

MICHIGAN	MIDLAND	48640	MID MICHIGAN REPAIR	680 S POSEYVILLE RD	989-835-6014
	NUNICA	49448	RSV WELDER REPAIR, INC.	11116 FITZGERALD ST	616-245-0300
	OAK PARK	48237	MIDLAND TOOL & SUPPLY	21610 MEYERS RD.	248-548-5800
MINNESOTA	MAPLE GROVE	55369	GT TOOL CORPORATION.	11071 93RD AVE N STE C	763-424-4019
	MINNEAPOLIS	55407	DEKO FACTORY SERVICE INC.	3048 BLOOMINGTON AVE S	612-721-6651
MISSISSIPPI	JACKSON	39201	FLANNIGAN ELECTRIC CO INC	1820 S WEST ST	601-354-2756
	MOSS POINT	39563	WESCO	3830 HWY 63	228-475-1955
MISSOURI	KANSAS CITY	64108	HEATH SALES AND SERVICE INC.	518 E 16TH ST	816-421-3330
	SAINT CHARLES	63301	TOOL SERVICE CENTER INC	2431 RAYMOND DR.	636-940-2525
	SPRINGFIELD	65810	TEAM TOOLS LLC	4560 S CAMPBELL STE J	417-881-8326
MONTANA	BILLINGS	59101	ALLEN'S TOOL REPAIR	115 5TH ST W	406-248-3865
	WHITEFISH	59937	NORTHWEST TOOL REPAIR	1000 BAKER AVE	406-862-6275
NEBRASKA	LINCOLN	68508	THE TOOL HOUSE	2611 KIMCO DR	402-476-6673
	OMAHA	68127	FLOHR ELECTRIC SERVICE	4356 S 90TH ST	402-331-6863
NEVADA	LAS VEGAS	89109	TOOL SERVICE CENTER INC	2912 S HIGHLAND, STE C & D	775-331-1032
	SPARKS	89431	INDUSTRIAL EQUIPMENT REPAIR	310 KRESGE LN	603-673-2724
NEW HAMPSHIRE	AMHERST	03031	POWER TOOL & FASTENER INC.	65 ROUTE 101 A	603-673-2724
NEW MEXICO	ALBUQUERQUE	87113	COPPER STATE NUT & BOLT	8401 WASHINGTON ST. NE	505-797-3100
	ALBUQUERQUE	87107	A2Z INC	3330 CANDELARIA ROAD NE	505-889-2925
NEW YORK	BINGHAMTON	13904	HULBERT ELECTRICAL REPAIRING	78 TRAVIS AVE	607-724-3968
	BROOKLYN	11204	J & A REPAIR SHOP	6206 20TH AVE.	718-232-5746
	BUFFALO	14204	UNITED ELECTRIC MOTORS INC	106 MICHIGAN AVE	716-855-1945
	BUFFALO	14210	S S ELECTRIC REPAIR SHOP INC	2470 SENECA ST	716-823-1232
	MIDDLE VILLAGE	11379	FORESTIERE POWER TOOL & EQUIP	62-02 64TH ST	718-416-0378
	RENSSELAER	12144	ALBANY BURNER CONTROL INC	480 S ST, RT 9J	518-459-8856
NORTH CAROLINA	CHARLOTTE	28206	AMERICAN AUTO & TRUCK ELECTRIC	632-646 ATANDO AVE	704-333-0561
	GREENSBORO	27405	CAROLINA TOOL REPAIR	807 HUFFMAN ST	336-275-6124
	RELEIGH	27603	CHRIS SUPPLY CO	1411F DIGGS DR	919-833-4499
OHIO	CINCINNATI	45241	TOOL HOUSE, INC	11949 READING RD	513-821-3000
	CINCINNATI	45202	CINCINNATI ELECTRICAL REPAIR	2023 ELM ST	513-621-2183
	CLEVELAND	44109	TRI COUNTY POWER TOOL INC	1300 BROOKPARK RD	216-398-6120
	CLEVELAND	44114	KAY-DEE AIR & ELECTRIC TOOL	5466 LAKE COURT	216-881-2565
	COLUMBUS	43222	TRADESMAN TOOL SERVICES	127 N CENTRAL AVE	614-274-4357
	DAYTON	45403	M & R ELEC MOTOR SERVICE	1516 E 5TH ST	937-222-6282
	YOUNGSTOWN	44512	PENNSYLVANIA TOOL SALES	625 BEV RD	330-758-0845
YOUNGSTOWN	44515	POWER TOOL & SUPPLY CO.	3699 LEHARPS RD	330-792-1487	
OKLAHOMA	OKLAHOMA CITY	73114	EDMOND TOOL REPAIR	241 W WILSHIRE BLVD. SUITE C	405-752-2655
	TULSA	74120	AUTO BATTERY AND ELECTRIC	1026 E 4TH ST	918-584-5555
	TULSA	74120	C-K & W SUPPLY INC	8545 E 41ST ST	918-583-9151
OREGON	EUGENE	97402	JIM'S TOOL SERVICE	515 WILSON ST	541-344-1243
	PORTLAND	97214	CHARLES H DAY CO INC	602 SE 11TH AVE	503-232-1659
PENNSYLVANIA	LATROBE	15650	LATROBE TOOL SERVICE INC	4339 ROUTE 30	724-532-1411
	WEST CHESTER	19380	METABO FACTORY SERVICE CENTER	1231 WILSON DR	610-436-5900
	YORK	17402	WOLFE PNEUMATIC	3460 INDUSTRIAL HWY	717-840-6865
RHODE ISLAND	PROVIDENCE	02909	EASTERN TOOL LLC	421 HARTFORD AVE	401-621-6500
SOUTH CAROLINA	MYRTLE BEACH	29577	COASTAL ELEC & REWINDING CO.	928 OCEOLA ST	843-448-3586
	NORTH CHARLESTON	29405	TRI COUNTY TOOL REPAIR CTR	1900 DISCHER ST	843-554-9005
	WEST COLUMBIA	29169	MANN TOOL & SUPPLY INC	802 CHRIS DR.	803-252-7777
TENNESSEE	LEBANON	37075	1-800 TOOL REPAIR	3761 HIGHWAY 109 NORTH	800-866-5737
	MEMPHIS	38104	JONES TOOL SERVICE	1314 MADISON AVE	901-726-0191
	NASHVILLE	37210	HERMITAGE TOOL COMPANY INC.	1034 4TH AVE S	615-254-0820
TEXAS	AMARILLO	79102	REID'S APPLIANCE SERVICE INC	906 S GEORGIA ST	806-373-8812
	BEAUMONT	77701	NEWTON TOOLS & HARDWARE	620 MARTIN LUTHER KING JR PKWY	409-835-3979
	CORPUS CHRISTI	78405	CORPUS CHRISTI POWER TOOL	3701 AGNES ST	361-883-1117
	HOUSTON	77092	H & H TOOL SERVICE INC	2307 MCALLISTER RD	713-682-8665
	LUBBOCK	79412	CAPROCK EQUIP SVC & SUPPLY INC	2112 50TH ST	806-747-9177
	MESQUITE	75150	COUNTYLINE TOOL REPAIR	2517 FRANKLIN DR	972-289-8665
	ODESSA	79764	MCCORD PUMP AND SUPPLY	3801 N COUNTY RD W	432-362-4611
	PHARR	78577	AMERICAN INDUSTRIAL SUPPLIES	1101-A W BUS 83	956-702-4410
	SAN ANTONIO	78201	ROYALL MATTHIENSEN	446 CULEBRA AVE	210-734-4363
SAN ANTONIO	78205	ELECTRIC MOTOR SERV & SALES	1514 E COMMERCE ST	210-226-3462	
PORT ARTHUR	77619	THE TORCH TECHNICIAN LLC	538 9TH AVE REAR	409-549-5954	



A Metabo MasterService™ Service Center is a preferred warranty/repair service center providing knowledgeable, accurate and complete repairs in 5 days or less, and is a stocking source for all Metabo Power Tool spare parts.

UTAH	MIDVALE84047.E REPLACEMENT PARTS 7036 S HIGH TECH DR.866-802-6383
	SALT LAKE CITY84115.M&M TOOL & MACHINERY. 3362 S MAIN ST.801-485-8200
VERMONT	ESSEX JUNCTION05452.BURLINGTON TOOL REPAIR 3 KELLOGG RD.802-872-0051
VIRGINIA	NORFOLK23517.BRYAN ELECTRIC COMPANY 424 W 25TH ST757-625-2525
	ROANOKE24017.KAMAN INDUSTRIAL TECHNOLOGIES 105 14TH ST NW540-833-8393
	SINGERS GLEN22850.KAUFFMAN FAMILY TOOL REPAIR 10706 MORNING VIEW RD.540-833-8393
WASHINGTON	VANCOUVER98686.NORTHWEST INDUSTRIAL TOOL 10022 NORTHEAST 72ND AVE.360-953-8136
	SPOKANE VALLEY99212.AIR ELECTRIC TOOLS & SERVICE. 5603 E 3RD AVE.509-534-3698
WEST VIRGINIA	HUNTINGTON25701.LAWTER ELECTRIC MOTOR CO 202 ADAMS AVE304-522-8297
WISCONSIN	DARLINGTON53530.REMODELING DONE RIGHT LLC. 11493 STATE HWY 23608-482-3684
	GREEN BAY54304.BAY VERTE MACHINERY INC 975 PARKVIEW RD.920-336-7440
	GREEN BAY54304.T & A INDUSTRIAL DISTRIBUTORS 1180 ASHWAUBENON ST920-983-4480
	LA CROSSE54601.LACKORE ELECTRIC MOTOR REPAIR. 4102 MORMON COULEE CT.608-782-7635
	MANITOWOC54220.SCHLEIS ELECTRIC INC 615 S 30TH ST920-682-3878

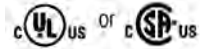
Metabo Warranty Information

OSHA U.S. Department of Labor Occupational Safety and Health Act

Metabo Power Tools are manufactured in compliance with all applicable standards and their latest amendments. Specifically, 1910 allowance for industrial use, and 1926 allowance for construction use.

Listed Tools

Metabo Power Tools bearing the symbol of Underwriters' Laboratories, Inc. or Canadian Standards Association are listed by the testing laboratories as having complied with their standards for safety.



For more information concerning the conformance of our tools, please contact Metabo Technical Services at svcsupport@metabousa.com, or by calling 800-638-2264.

Recommended Extension Cords

Metabo Power Tools operate efficiently within 110-120 volts. Improper cord sizing will cause a drop in voltage, resulting in loss of power, overheating, and possible damage to the tool. Determine the rated amp listing of your tool from the specification label on the tool, then use the chart below to determine the proper gage and length of cord to use.

Amp Rating	Cord Length (ft.)									
	25	50	100	150	200	250	300	400	500	
0-2	18	18	18	16	16	14	14	12	12	
2-3	18	18	16	14	14	12	12	10	10	
3-4	18	16	14	14	12	12	10	10		
4-5	18	16	14	12	10	10				
5-6	18	16	12	12	10	10				
6-8	16	14	12	10	10					
8-10	16	14	12	10						
10-12	16	14	10							
12-15	12	12	10							
15-20	10	10	10							

Trade Associations

Metabo is associated with the following trade associations:



Metabo Power Tools: Service and Warranty Program

All Metabo power tools have been carefully tested and inspected before shipment and are warranted to the original purchaser to be free from defects in workmanship and materials for period of 3-years (36 months) from original user's date of purchase. This limited warranty does not apply to accessories or damage that Metabo determines to be from misuse, alterations, abuse, normal wear and tear, lack of maintenance, accidents, or repairs made by or attempted by anyone other than Metabo authorized personnel. Valid proof of purchase such as a sales receipt is required to qualify for warranty programs.

30 Day Performance Guarantee

If in the first 30 days from purchase, a tool fails to perform to Metabo's performance specifications, return the tool to the original point of purchase. Metabo will replace the tool free of charge.

3-Year Limited Warranty

After the first 30 days from purchase, Metabo will replace or repair a power tool which upon inspection is determined to be defective in either workmanship or materials for a period of three 3-years (36 months) from original date of purchase. If a tool fails to perform to Metabo's factory specifications, the tool may be sent along with proof of purchase to Metabo's Corporate Service Center or one of our regionally located Authorized Service Centers. Please visit www.metabousa.com for complete listing.

Metabo MAX Repair Program


To help maintain the performance of your Metabo power tools and to reduce possible downtime, Metabo publishes a maximum repair cost for current models. The MMR program guarantees that you will not pay more than the published "MAX Repair" rate for that tool (the fee could be less if the repair is minor). The MMR program is independent of the Metabo warranty and applies to tools that are sent to Metabo's Corporate Service Center*. MMR services include:

- Tear down inspection
- Cleaning and lubrication
- Replacement of any worn and/or damaged parts with genuine Metabo replacement parts
- Full performance and safety tests

For additional details and tool listing please contact Metabo at 800-638-2264

*Metabo Corp. Repair Center
1231 Wilson Drive
West Chester, PA 19380





Metabo Corporation

1231 Wilson Drive
West Chester, PA 19380
Phone: 610-436-5900 or 800-638-2264
Fax: 800-638-2261
info@metabousa.com
www.metabousa.com

Metabo Canada Inc.

5045 Orbitor Drive
Building 11, Suite 301
Mississauga, ON L4W 4Y5, Canada
Phone: 905-624-5897 or 877-638-2261
Fax: 877-638-2269
info@metabo.ca
www.metabo.ca



metabo[®]
PROFESSIONAL POWER TOOL SOLUTIONS