

CEILING & WALL GUIDE

Armstrong®
CEILINGS



TOOLS YOU CAN USE

WEBSITE: For the most up-to-date information and instructions visit **ceilings.com**

WEB TOOLS:

-  **Ceiling Project Estimator**
ceilings.com/projectestimator
-  **Drop Ceiling Calculator**
ceilings.com/calculator
-  **Ceiling Replacement Finder**
ceilings.com/IDMyCeiling

INSPIRATION:

- Photo Gallery**
ceilings.com/photos
- Look Book**
ceilings.com/lookbook
- Getting Started Videos**
ceilings.com/videos

**INSTALLATION
AND VIDEOS:** ceilings.com/installation

 ceilings.com/videos

TECHLINE: 1-877-ARMSTRONG (276-7876)
techline@armstrongceilings.com





TABLE OF CONTENTS

Getting Started	1-2
Wood Look—Surface Mount (Direct Apply) Ceilings	3-10
Wood Look—Walls	7
Tin/Metal Look—Suspended (Drop) or Surface Mount (Direct Apply) Ceilings	11-16
Tin/Metal—Walls	15-16
Coffered Look—Suspended (Drop) Ceilings	17-19
StyleStix™—Suspended Ceiling Grid Moldings	20
Decorative Look—Suspended (Drop) Ceilings	21-23
Smooth Look—Suspended (Drop) Ceilings	24-27
Textured Look—Suspended (Drop) Ceilings	28-35
12-in x 12-in—Surface Mount (Direct Apply) Ceilings	36-38
Installation—Suspended (Drop) Ceilings	39-46
Installation—Surface Mount (Direct Apply) Ceilings	47-48
Installation—WoodHaven™ Planks Surface Mount (Direct Apply) Ceilings	49-50
Warranty Information	51-52
Answers to Frequently Asked Questions	53
Product Comparison Data	54
Performance and Installation Method Guide by Item	55
Packaging Guide by Item	56


GETTING STARTED WITH CEILINGS

1 HOW IT INSTALLS

Attachment Method	Benefits	Installation Method	Sizes Available
Suspended (Drop)	 <p>Get access behind panels</p>	Metal grid system and hanging hardware	24-in x 24-in 24-in x 48-in
Surface Mount (Direct Apply)	 <p>Maximize ceiling height</p>	Easy Up® installation system or adhesive	12-in x 12-in 24-in x 48-in 6-in x 48-in 5-in x 84-in

2 CHOOSE A LOOK

DESIGNER



Wood Look



Tin/Metal Look




Coffered Look

SUSPENDED (DROP) CEILINGS



Decorative Look



Smooth Look



Textured Look

Edge detail impacts overall look



no visible grid
tongue & groove



visible grid
square edge



minimizes grid look
tegular edge

SURFACE MOUNT (DIRECT APPLY) CEILINGS



12-in x 12-in Surface Mount (Direct Apply)

3 CONSIDER PERFORMANCE



Sag/Humidity Resistance



Mold/Mildew Resistance



Noise Reducing



Fire Resistance

All ceiling products meet or exceed residential fire or safety codes.

PERFORMANCE

CONSIDER PERFORMANCE FEATURES



Sag/Humidity Resistance: Products with this icon have superior performance and maintain a flat, attractive ceiling surface in areas of up to 90% humidity; use in spaces that are not climate controlled

Standard Performance: appropriate for climate controlled spaces


Superior Performance: appropriate for non-climate controlled interior spaces



Mold/Mildew Resistance: Products with this icon have superior performance and resist the growth of mold and mildew on the treated surface

Standard Performance: appropriate for climate controlled spaces

Superior Performance: appropriate for non-climate controlled interior spaces



Noise Reducing: Products with this icon reduce noise within a room or traveling from room to room

NRC: reduces noise within a room, the higher the number, the better the performance

CAC: blocks sound between rooms, the higher the number, the better the performance



Fire Resistance: Products with this icon meet building codes for commercial and residential spaces, based on E-84 testing



1149 WOODHAVEN™ BEADBOARD

WoodHaven™
CEILING & WALL PLANKS



WOODHAVEN™ CEILING PLANKS


Our 5-in x 84-in WoodHaven™ ceiling planks offer a range of finishes for every room, are made of MDF (medium density fiberboard) and can be installed in three different ways.

New finishes 1138 Woven White and 1139 Woven Charcoal Gray have a linen-like texture, while 1275 Coastal White and 1276 Driftwood Gray have a vintage-inspired rustic look.


CEILING FINISHES




1140 CLASSIC WHITE




1148 PAINTED WHITE



1149 BEADBOARD




1138 WOVEN WHITE




1275 COASTAL WHITE




1276 DRIFTWOOD GRAY



1139 WOVEN CHARCOAL GRAY



1273 WEATHERED




1265 WHITE WASH




1261 NATURAL MAPLE




1262 CLASSIC MAPLE




1263 NEW APPLE



1271 BAMBOO



1260 KNOTTY PINE



1268 NATURAL CHERRY













1264 RUSTIC PINE

WoodHaven™
CEILING & WALL PLANKS

FEATURES & BENEFITS

- Prefinished; no sanding, staining or sealing
- Great for covering damaged drywall, plaster or popcorn ceilings
- Easy retrofit option to cover old basement ceiling grid
- Update the look of your ceiling without losing ceiling height
- Items #1138, 1139, 1140, 1148, and 1149 can be used for wainscoting or walls
- Items #1148 and 1149 are paintable
- Beveled tongue and groove edge minimizes the appearance of gaps during normal expansion and contraction
- Staggered installation means minimal waste
- Class C Fire Performance for residential spaces, based on E-84 testing

PRODUCT SPECIFICATIONS

Item #	Edge Detail	Dimensions (Inches)	Install System	Noise Reducing NRC/CAC	Sag Resistance	Mold Resistance	Light Reflectance	Fire Resistance	SF Per Ctn	Pcs/Ctn	Material Type
1148 & 1149	 Beveled Tongue & Groove	5 x 84 x 3/8	Surface Mount (Direct Apply)	 -/-	 Standard	 Standard	0.85	 Class C	29	10	MDF
All Other Item #s	 Beveled Tongue & Groove	5 x 84 x 3/8	Surface Mount (Direct Apply)	 -/-	 Standard	 Standard	—	 Class C	29	10	MDF



1140 WOODHAVEN™ CLASSIC WHITE (WALL)

WoodHaven™
CEILING & WALL PLANKS



INSTALL CEILINGS IN THREE DIFFERENT WAYS

Before starting your project, review complete installation instructions at ceilings.com/installwoodhaven for important design and installation considerations.

1 CLIPS AND SCREWS



Installation clips & screws are included in the plank package and install directly to furring strips (not included.) This installation method is suitable for non-flat surfaces. Please contact Techline at 1-877-ARMSTRONG (276-7876) for guidance on how to install planks on a sloped ceiling.

2 EASY UP® TRACKS AND CLIPS



The Easy Up® installation system is fast and easy with snap-on (vs. screw-in) clips, and is the recommended method to install planks over drywall, plaster or popcorn ceilings.

Item #1190 (20 tracks per carton)


Item #1191 (360 clips per carton) or Item #1191SC (135 clips per carton)

3 RETROFIT 15/16-in GRID

Transform an existing 15/16-in suspended (drop) ceiling using Easy Up® clips.



Remove panels



Snap on Easy Up clips



Position planks; slide and secure clips

NOTE: Existing grid must be 15/16-in. Prior to installation, ensure the clip fits snugly on the grid but can still slide smoothly. Visit ceilings.com to order a sample Easy Up clip to test grid for a snug fit.

See page 49 for estimating information and visit ceilings.com/installwoodhaven for full installation instructions, tips and design/space considerations.



For installation videos, please visit ceilings.com/videos



1138 WOODHAVEN™ WOVEN WHITE (CEILING)

WoodHaven™
CEILING & WALL PLANKS


WOODHAVEN™ PLANKS ON WALLS

Consider the expanded range of decorating options with WoodHaven™ planks used on walls. Choose from five design finishes —1140 Classic White, 1148 Painted White, 1149 Beadboard, 1138 Woven White and 1139 Woven Charcoal Gray.


WALL FINISHES




1140 CLASSIC WHITE



1148 PAINTED WHITE



1149 BEADBOARD



1138 WOVEN WHITE



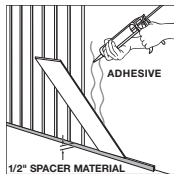
1139 WOVEN CHARCOAL GRAY

FEATURES & BENEFITS

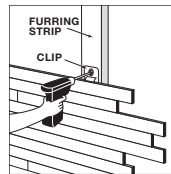
- Easy installation on walls: Vertically with construction adhesive or horizontally with included clips
- Durable surface that is easily touched up if damaged
- Items #1148 and 1149 are paintable to match your interior

WALL INSTALLATION OPTIONS

With either option, finish with a trim of your choice.



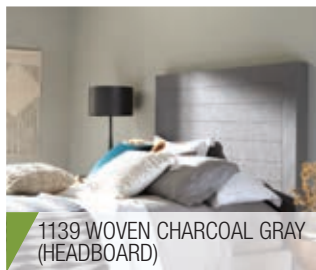
Install vertically on a wall using construction adhesive. Follow the adhesive manufacturer's recommendations for surface preparation and application rate. Use painter's tape if necessary to hold planks in place until the adhesive sets up.



Install horizontally on a wall using clips included in the WoodHaven plank carton.




For installation videos, please visit ceilings.com/videos



1139 WOVEN CHARCOAL GRAY
(HEADBOARD)



1148 PAINTED WHITE (WALL)



1149 BEADBOARD
(WALL, FIELD PAINTED)



1138 WOVEN WHITE (WALL)

See page 49 for estimating information

For installation instructions, please visit ceilings.com/installwoodwalls

WoodHaven™
CEILING & WALL PLANKS



480 COUNTRY CLASSIC™ PLANK (CEILING) AND 1149 WOODHAVEN™ BEADBOARD (WALL)

WOOD LOOK



SURFACE MOUNT (DIRECT APPLY) CEILINGS

WoodLook

COUNTRY CLASSIC™ PLANK

The visual of our 6-in x 48-in Country Classic™ Plank provides a beautiful country rustic look as a cost-effective alternative to real wood planks. These easy-to-install mineral fiber ceiling planks are lightweight and easily cut with a utility knife.








480 COUNTRY CLASSIC™ PLANK

FEATURES & BENEFITS

- Made of mineral fiber (similar material to standard ceiling products)
- Real wood-grain appearance at an affordable price
- Paintable or stainable to match any décor
- Great for covering damaged drywall, plaster or popcorn ceilings

PRODUCT SPECIFICATIONS

Item #	Edge Detail	Dimensions (Inches)	Install System	Noise Reducing NRC/CAC	Sag Resistance	Mold Resistance	Light Reflectance	Fire Resistance	SF Per Ctn	Pcs/Ctn	Material Type
480	 Beveled Tongue & Groove	6 x 48 x 1/2	Easy Up®	 -/30	 Standard	 Standard	0.80	 Class A	40	20	Mineral Fiber

INSTALLATION SYSTEM



- Tongue & groove products have no visible grid
- Easy Up® installation system or adhesive

See pages 47 and 48 for additional information

For installation instructions, please visit ceilings.com/installcountryclassic



480 COUNTRY CLASSIC™ PLANK (CEILING)

WoodLook



HOW TO STAIN YOUR COUNTRY CLASSIC™ PLANK CEILING

ADD WARMTH TO A FAMILY ROOM OR CHARM TO A KITCHEN

There's nothing like the rustic look of wood. Our Country Classic™ planks give you the look of wood without the expense. Using a water-based gel stain on the planks, choose a light, medium, or dark color that complements the look and feel of your room.

Here's how:

Step 1 Select and test the stain color—light to dark to ensure the color of stain you choose complements your room. You may also use a water based paint and mix with an acrylic glaze finish to achieve the same wood look. Mix together 1 part paint and 6 parts glaze for a light-to-medium tone, or 1 part paint to 4 parts glaze for a darker tone.

Step 2 Stain planks—follow the manufacturer's instructions for applying the stain. For a darker stain, apply two coats, waiting 24 hours between coats and until dry.

Step 3 Install the planks; follow the installation instructions found in the carton.

NOTE: Armstrong Ceilings cannot guarantee that the published surface burning characteristics, fire resistance ratings, acoustical performance, dimensional stability/sag, or light reflectance will remain the same after repainting. Field painting or staining will void the warranty.



BEFORE: 480 COUNTRY CLASSIC™ PLANK

AFTER: 480 COUNTRY CLASSIC™ PLANK (FIELD STAINED)



5424234NLS METALLAIRE™ MEDALLION — NAIL-UP, LACQUERED STEEL (CEILING)
5400234BNA METALLAIRE™ MEDALLION — STAINLESS STEEL (BACKSPLASH)

Metallaire™

DECORATIVE CEILINGS
WALLS & BACKSPLASHES

METALLAIRE™ CEILINGS

Whether building or renovating an existing space, an Armstrong® Metallaire™ ceiling will be the final detail that makes your room uniquely memorable. Make a bold and contemporary design statement. Or create a quiet ambiance with subtle and sophisticated patterns. Panels are available as 24-in x 24-in suspended or 24-in x 48-in nail-up (surface mount) options.


CEILING STYLES



SMALL PANELS

24-in x 24-in SUSPENDED
5422204L

24-in x 48-in NAIL-UP
(SURFACE MOUNT)
5424204N



FANS

24-in x 24-in SUSPENDED
5422207L

24-in x 48-in NAIL-UP
(SURFACE MOUNT)
5424207N



SMALL FLORAL CIRCLE

24-in x 24-in SUSPENDED
5422209L

24-in x 48-in NAIL-UP
(SURFACE MOUNT)
5424209N



MEDIUM PANELS

24-in x 24-in SUSPENDED
5422320L

24-in x 48-in NAIL-UP
(SURFACE MOUNT)
5424320N



HAMMERED BORDER

24-in x 24-in SUSPENDED
5422509L


24-in x 48-in NAIL-UP
(SURFACE MOUNT)
5424509N



BEAD

24-in x 24-in SUSPENDED
5422504L


24-in x 48-in NAIL-UP
(SURFACE MOUNT)
5424504N



VINE

24-in x 24-in SUSPENDED
5422210L

24-in x 48-in NAIL-UP
(SURFACE MOUNT)
5424210N



MEDALLION

24-in x 24-in SUSPENDED
5422234L

24-in x 48-in NAIL-UP
(SURFACE MOUNT)
5424234N



LARGE FLORAL CIRCLE

24-in x 24-in SUSPENDED
5422309L


24-in x 48-in NAIL-UP
(SURFACE MOUNT)
5424309N



HAMMERED TREFOIL

24-in x 24-in SUSPENDED
5422321L

24-in x 48-in NAIL-UP
(SURFACE MOUNT)
5424321N



WREATH

24-in x 24-in SUSPENDED
5422503L

24-in x 48-in NAIL-UP
(SURFACE MOUNT)
5424503N



LARGE PANEL


24-in x 24-in SUSPENDED
5422505L

24-in x 48-in NAIL-UP
(SURFACE MOUNT)
5424505N

FINISHES




WH – WHITE



AM – CHROME



LS – LACQUERED STEEL



AR – BRASS



CP – COPPER

Metallaire™

DECORATIVE CEILINGS
WALLS & BACKSPASHES

ceilings.com 12

TIN/METAL LOOK



SUSPENDED (DROP) OR



SURFACE MOUNT (DIRECT APPLY) CEILINGS

FEATURES & BENEFITS

- Beautiful 19th Century historical patterns
- Real metal, coated to protect from rust
- Available in 5 finishes, 12 patterns, and 2 sizes: 24-in x 24-in suspended panels or 24-in x 48-in nail-up (surface mount) panels
- Sag, mold and mildew resistance
- Ideal for accent wall applications—use stainless steel backsplash panels for kitchen or bathroom applications
- Coordinating accessories are available—grid kits, cornices, cone head nails and filler panels

PRODUCT SPECIFICATIONS

Item #	Edge Detail	Dimensions (Inches)	Install System	Noise Reducing NRC/CAC	Sag Resistance	Mold Resistance	Light Reflectance	Fire Resistance	SF Per Ctn	Pcs/Ctn	Material Type
Various	Visible grid	24 x 24	15/16-in	-/-	Superior	Superior	—	Class A	Various	Various	Metal
Various	No visible grid	24 x 48	Nail-up	-/-	Superior	Superior	—	Class A	Various	Various	Metal

CEILING INSTALLATION OPTIONS



24-in x 24-in Suspended (Drop)

Coordinating 15/16-in grid kits* for Metallaire™ ceilings are available for suspended installation.

**Sold separately*



24-in x 48-in Nail-up (Surface Mount)

Apply directly to your ceiling using cone head nails* in a coordinating finish.

For detailed installation instructions, please visit ceilings.com/installmetallaire

NOTE: Metallaire™ panels are produced from steel or aluminum yet they are designed to emulate an antique-type visual. Periodic “wrinkles” or dents may cause the panel to appear not to be flat; these characteristics add to the antique effect and are not considered manufacturing defects.

For help with planning your Metallaire ceiling, please visit ceilings.com/metallaireplanning



5424207NCP METALLAIRE™ FANS—NAIL UP (SURFACE MOUNT), COPPER (CEILING)

For tips on how to install a Metallaire ceiling accent cloud, please visit ceilings.com/accentcloud



ACCESSORIES (Sold separately)



FILLER PANELS

5422235L—24-in x 24-in Suspended (Drop)—add color suffix letters

5424235N—24-in x 48-in Nail-up (Surface Mount)—add color suffix letters


Filler panels are used around the edge of the room when less than full panels are needed. Filler panels are available in matching finishes. Available in Chrome (AM); Lacquered Steel (LS); Brass (AR); Copper (CP); White (WH).

SUSPENDED ACCESSORIES



COORDINATING GRID KITS 5400G—add NEW color suffix found below

Grid kits are available for 24-in x 24-in lay-in suspended installation; now with QuickHang™ hooks and brackets (see page 40 for additional information). Colors available to coordinate with all finishes for Metallaire™ ceilings: available in Chrome/Lacquered Steel (AM1); Brass (AR1); Copper (CP1); White (WH1). Grid kits install 64 square feet of ceiling panels per carton.



HOLD DOWN CLIPS 5400HDC

Hold Down Clips will hold panels flat and stop movement when air flow or vibration is a factor. Each carton contains enough clips to hold down 200 square feet of Metallaire suspended ceiling panels.

NOTE: Panel removal may be more difficult when using clips.

SURFACE MOUNT ACCESSORIES

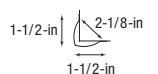


CONE HEAD NAILS 5400N—add color suffix letters found below

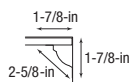
Cone head nails are available in coordinating finishes to install a 24-in x 48-in nail up (surface mount) ceiling. Available in Chrome/Lacquered Steel (AM); Brass (AR); Copper (CP); White (WH). Each carton of nails installs 200 square feet of ceiling panels.

CORNICES

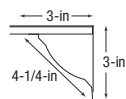
A cornice is the finishing detail that can complement and accentuate the exquisite detail of your Metallaire™ ceiling. Cornices are available in all 5 finishes, 6 patterns and are 48-in length. Add the color suffix Chrome (AM); Lacquered Steel (LS); Brass (AR); Copper (CP); White (WH) to the item number below.



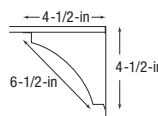
GIRDER NOSING 5400800M



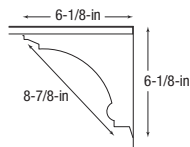
SMALL EGG & DART 5400810M



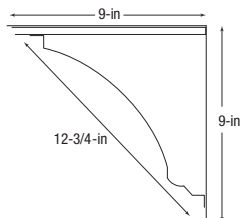
LARGE EGG & DART 5400802M



TORCH 5400705M



FLORAL 5400707M



TREFOIL 5400807M

METALLAIRE™ BACKSPLASH AND ACCENT WALL APPLICATIONS

Stainless steel Metallaire™ panels are the best option to add or update a backsplash. The material is naturally resistant to rust, and the 18 1/2-in x 48 1/2-in panel size is appropriate for typical applications.

Metallaire surface mount panels can also be used as accent wall panels or possibly as a backsplash in certain applications. The larger, 24-in x 48-in panels are made of real metal and, while coated to protect from rust, it's important to avoid nicks, abrasive cleaners, and prolonged exposure to steam or water to maintain the product's appearance and performance.

BACKSPLASH STYLES




SMALL PANELS
5400204BNA




FANS
5400207BNA



SMALL FLORAL CIRCLE
5400209BNA



VINE
5400210BNA



MEDALLION
5400234BNA



5400209BNA METALLAIRE™ SMALL FLORAL CIRCLE—
STAINLESS STEEL (BACKSPLASH)

Metallaire™
DECORATIVE CEILINGS
WALLS & BACKSPLASHES



FEATURES & BENEFITS

- Beautiful 19th Century historical patterns
- Made of stainless steel, the best backsplash option
- Mold and mildew resistance
- Pre-cut at 18 1/2-in x 48 1/2-in to fit most standard kitchens
- Also ideal for other accent walls

BACKSPLASH PRODUCT SPECIFICATIONS

Item #	Edge Detail	Dimensions (Inches)	Install System	Noise Reducing NRC/CAC	Sag Resistance	Mold Resistance	Light Reflectance	Fire Resistance	SF Per Ctn	Pcs/Ctn	Material Type
All	N/A	18 1/2 x 48 1/2	Direct Apply	-/-	Superior	Superior	—	Class A	Various	Sold by the piece	Stainless Steel

BACKSPLASH OR WALL INSTALLATION

Use adhesive to attach the panels to the wall. Use just enough cone head nails to secure the panels to the wall while the adhesive sets up. (Do not remove nails.)



For installation instructions and videos, please visit ceilings.com/installmetalwalls and ceilings.com/videos



5424207NCP METALLAIRE™ FANS (WALL)

Metallaire™

DECORATIVE CEILINGS
WALLS & BACKSPLASHES

ceilings.com 16



1280BXA EASY ELEGANCE™ DEEP COFFER WHITE (CEILING)

EasyElegance™
COFFERED CEILING PANELS



EASY ELEGANCE™ COFFERED CEILING PANELS

There's no simpler, more beautiful, more affordable way to carry the dramatic look of a custom coffered ceiling to your interior design. Installation is a weekend project you can do yourself, utilizing your existing suspended ceiling or as part of a new suspended ceiling. Easy Elegance™ panels offer moisture, mold and mildew resistance and are also maintenance-free.

STYLES



1280BXA EASY ELEGANCE™
DEEP COFFER WHITE



1280BLBXA EASY ELEGANCE
DEEP COFFER BLACK



1282BXA EASY ELEGANCE
SHALLOW COFFER WHITE



1282BLBXA EASY ELEGANCE
SHALLOW COFFER BLACK



SIDE VIEW



SIDE VIEW























1280BLBXA EASY ELEGANCE™ DEEP COFFER BLACK (CEILING)

FEATURES & BENEFITS

- Made of lightweight PVC (plastic)
- Sophisticated coffer look at a fraction of the cost of custom work
- Sag resistance
- Drywall perimeter border recommended for a high-end finished look (visit ceilings.com/coffersfaq for additional details)
- Class A Fire Performance: for residential use only
- Easy installation system provides access to pipes, ducts and wiring

EasyElegance™
COFFERED CEILING PANELS

PRODUCT SPECIFICATIONS

Item #	Edge Detail	Dimensions (Inches)	Install System	Noise Reducing NRC/CAC	Sag Resistance	Mold Resistance	Light Reflectance	Fire Resistance	SF Per Ctn	Pcs/Ctn**	Material Type
1280BXA Deep White Coffered	 Tegular	24 x 24 x 2 1/2	15/16-in	 -/-	 Superior	 Superior	0.85	 Class A	4	1	Rigid PVC
1280BLBXA* Deep Black Coffered	 Tegular	24 x 24 x 2 1/2	15/16-in	 -/-	 Superior	 Superior	—	 Class A	4	1	Rigid PVC
1282BXA Shallow White Coffered	 Tegular	24 x 24 x 7/10	15/16-in	 -/-	 Superior	 Superior	0.85	 Class A	4	1	Rigid PVC
1282BLBXA* Shallow Black Coffered	 Tegular	24 x 24 x 7/10	15/16-in	 -/-	 Superior	 Superior	—	 Class A	4	1	Rigid PVC

*Coordinating 64 sq. ft. black grid kits (6362BL) are available

**Sold by the piece; minimum order quantity of 4

INSTALLATION SYSTEM



- Tegular edge products minimize grid look
- Prelude® 15/16-in suspension system

See pages 39–45 for additional information

For installation instructions, please visit ceilings.com/installation

For guidance on installing a drywall border around the coffered ceiling, please visit ceilings.com/coffersfaq

DESIGN CONSIDERATIONS

Clearance: You will need to have approximately 6-in of clearance above face of deep coffer (1280BXA, 1280BLBXA) or 3-in above shallow coffer (1282BXA, 1282BLBXA) panels.

Lighting: Easy Elegance™ panels work with most modern light fixtures. Leave 1/8-in gap between recessed light housing and panel.

Cutting Panels for Border/Perimeter: For a clean aesthetic look, cutting the Easy Elegance panels is not recommended. Two border solutions are recommended using mineral fiber drop ceiling panels or drywall to complete your look.

Heat Source: Do not install Easy Elegance™ panels in direct contact with open flame or a heat source that can exceed 130 degrees fahrenheit. Most recessed lighting options will meet this requirement, especially modern CFL (Compact Fluorescent Lighting) and LED lights.

EasyElegance™
COFFERED CEILING PANELS



1282BXA EASY ELEGANCE™ SHALLOW COFFER WHITE (CEILING)



STYLESTIX™ SUSPENDED CEILING GRID MOLDINGS

StyleStix™ grid moldings beautify your suspended ceiling with rich, architectural details. Snapped over your aging, discolored, drop-ceiling grid, maintenance-free StyleStix grid moldings enhance your room's aesthetic appeal.



1310BX STYLESTIX 6-ft GRID COVER
1312BX STYLESTIX 2-ft GRID COVER



1311BX STYLESTIX 6-ft WALL MOLDING COVER

FEATURES & BENEFITS

- Stylishly detailed moldings that cover industrial looking and aged ceiling grid
- Paintable to match any décor
- Mold and mildew resistance
- Easy snap-on installation creates a coffered look at a fraction of the cost of custom work
- A complete ceiling makeover requires all three components

PRODUCT SPECIFICATIONS

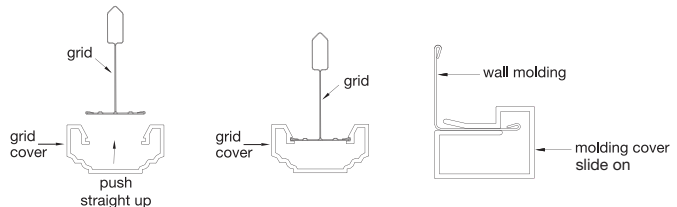
Item #	Edge Detail	Dimensions (Inches)	Install System	Noise Reducing NRC/CAC	Sag Resistance	Mold Resistance	Light Reflectance	Fire Resistance	LF Per Ctn	Pcs/Ctn	Material Type
1310BX	Stepped	6-ft	15/16-in	-/-	Superior	Superior	—	Class A	36	6	Rigid PVC
1311BX	N/A	6-ft	15/16-in	-/-	Superior	Superior	—	Class A	30	5	Rigid PVC
1312BX	Stepped	2-ft	15/16-in	-/-	Superior	Superior	—	Class A	24	12	Rigid PVC



1310BX, 1311BX, 1312BX STYLESTIX™
WITH SAHARA™ 273 PANELS (CEILING)

INSTALLATION

Snaps onto a 24-in x 24-in suspension system (15/16-in grid face)



For installation instructions, please visit ceilings.com/stylestix



1205 SINGLE RAISED PANEL (CEILING)

DecorativeLook


24-in x 24-in DECORATIVE CEILINGS



1201 RAISED PANEL™



1202 SCALLOPED



ENLARGED
TO SHOW
DETAIL



1203 FLUTED



1205 SINGLE RAISED PANEL
1210 SINGLE RAISED PANEL



1206 TANGO



1270 CASCADE™



8008 TINCRAFT™ CIRCLES



8009 TINCRAFT™ SQUARES



DECORATIVE LOOK
















































SUSPENDED (DROP) CEILINGS

DecorativeLook

FEATURES & BENEFITS

- Variety of decorative styles to enhance any décor
- Grid-blending design masks the industrial look of metal grid
- For a narrow grid look, 8009 and 1210 install on 9/16-in Suprafine® grid
- Easy installation system provides access to pipes, ducts and wiring

PRODUCT SPECIFICATIONS

Item #	Edge Detail	Dimensions (Inches)	Install System	Noise Reducing NRC/CAC	Sag Resistance	Mold Resistance	Light Reflectance	Fire Resistance	SF Per Ctn	Pcs/Ctn	Material Type
1201	 Tegular	24 x 24 x 5/8	15/16-in	 -/30	 Standard	 Standard	0.80	 Class A	24	6	Mineral Fiber
1202	 Tegular	24 x 24 x 5/8	15/16-in	 -/30	 Standard	 Standard	0.80	 Class A	24	6	Mineral Fiber
1203	 Tegular	24 x 24 x 5/8	15/16-in	 -/30	 Standard	 Standard	0.80	 Class A	24	6	Mineral Fiber
1205	 Tegular	24 x 24 x 5/8	15/16-in	 -/30	 Standard	 Standard	0.80	 Class A	24	6	Mineral Fiber
1206	 Tegular	24 x 24 x 5/8	15/16-in	 -/30	 Standard	 Standard	0.80	 Class A	24	6	Mineral Fiber
1210	 Tegular	24 x 24 x 3/4	9/16-in	 -/30	 Standard	 Standard	0.80	 Class A	24	6	Mineral Fiber
1270	 Tegular	24 x 24 x 3/4	15/16-in	 -/30	 Standard	 Standard	0.80	 Class A	48	12	Mineral Fiber
8008	 Tegular	24 x 24 x 3/4	15/16-in	 -/35	 Standard	 Standard	0.78	 Class A	48	12	Mineral Fiber
8009	 Tegular	24 x 24 x 3/4	9/16-in	 -/35	 Standard	 Standard	0.78	 Class A	32	8	Mineral Fiber

INSTALLATION SYSTEM




- Tegular edge products minimize grid look
- Prelude® 15/16-in suspension system
- Suprafine® 9/16-in suspension system (1210 and 8009 only)

See pages 39–45 for additional information

For installation instructions, please visit ceilings.com/installation

Pictured: 8009 Tincraft™ Squares in narrow 9/16-in Suprafine® grid



8009 TINCRAFT™ SQUARES (CEILING)

DecorativeLook



SMOOTH LOOK



SUSPENDED (DROP) CEILINGS


271 SAHARA™ (CEILING)—Similar look can be achieved with 24-in x 48-in 9768 SAHARA™ SCORED II

SmoothLook

24-in x 24-in SMOOTH LOOK CEILINGS




269 SAND PEBBLE™




ENLARGED
TO SHOW
DETAIL




271 SAHARA™
273 SAHARA
276 SAHARA



973 LUMAWASH®




1231 BRIGHTEX™ WITH
AIRGUARD™



FEATURES & BENEFITS

- Ideal for basements and home theaters
- Mold and mildew resistance
- Sag resistance
- Acoustical; most absorb >50% of noise (except 973)
- Easy installation system provides access to pipes, ducts and wiring
- For a narrow grid look, 276 and 1231 install on 9/16-in Suprafine® grid
- 973 meets USDA guidelines for use in food processing areas



269 SAND PEBBLE™ (CEILING)


SmoothLook





24-in x 48-in SMOOTH LOOK CEILINGS




280 PLAIN WHITE




972 LUMAWASH®




9768 SAHARA™ SCORED II



ENLARGED
TO SHOW
DETAIL



9769 SAHARA™ SCORED I



FEATURES & BENEFITS











- Great for new, replacement and matching ceilings
- Easy installation system provides access to pipes, ducts and wiring
- 972 meets USDA guidelines for use in food processing areas
- 9768 and 9769 are scored to give a 2-ft x 2-ft or a 1-ft x 1-ft visual on a 2-ft x 4-ft panel



9769 SAHARA™ SCORED I (CEILING)

SmoothLook

PRODUCT SPECIFICATIONS

Item #	Edge Detail	Dimensions (Inches)	Install System	Noise Reducing NRC/CAC	Sag Resistance	Mold Resistance	Light Reflectance	Fire Resistance	SF Per Ctn	Pcs/Ctn	Material Type
269	 Tegular	24 x 24 x 5/8	15/16-in	0.55/30	Standard	Standard	0.80	Class A	64	16	Mineral Fiber
271	 Tegular	24 x 24 x 5/8	15/16-in	0.50/35	Superior	Superior	0.83	Class A	64	16	Mineral Fiber
273	 Square	24 x 24 x 5/8	15/16-in	0.50/35	Superior	Superior	0.83	Class A	64	16	Mineral Fiber
276	 Tegular	24 x 24 x 5/8	9/16-in	0.50/35	Superior	Superior	0.83	Class A	64	16	Mineral Fiber
280	 Square	24 x 48 x 1/2	15/16-in	-/30	Standard	Standard	0.80	Class A	64	8	Mineral Fiber
972	 Square	24 x 48 x 5/8	15/16-in	-/33	Superior	Superior	0.89	Class A	64	8	Mineral Fiber
973	 Square	24 x 24 x 5/8	15/16-in	-/33	Superior	Superior	0.89	Class A	64	16	Mineral Fiber
1231	 Tegular	24 x 24 x 3/4	9/16-in	0.65/35	Superior	Superior	0.90	Class A	32	8	Mineral Fiber
9768	 Tegular	24 x 48 x 3/4	15/16-in	0.50/35	Superior	Superior	0.83	Class A	64	8	Mineral Fiber
9769	 Tegular	24 x 48 x 3/4	15/16-in	0.50/35	Superior	Superior	0.83	Class A	64	8	Mineral Fiber

INSTALLATION SYSTEM

- Tegular edge products minimize grid look
- Square edge products have a visible grid
- Prelude® 15/16-in suspension system
- Suprafine® 9/16-in suspension system (276 and 1231 only)

See pages 39–45 for additional information

For installation instructions, please visit ceilings.com/installation

SmoothLook



954 CLASSIC FINE TEXTURED (CEILING)

TEXTURED LOOK




SUSPENDED (DROP) CEILINGS

TexturedLook


24-in x 24-in TEXTURED LOOK CEILINGS



241 SUPERTUFF™




266 BRIGHTON™




ENLARGED
TO SHOW
DETAIL




928 FINE FISSURED™
932 FINE FISSURED




934 RANDOM TEXTURED
935 RANDOM TEXTURED




949 TEXTURED



954 CLASSIC FINE TEXTURED



1728BL FINE FISSURED™
BLACK



TexturedLook



FEATURES & BENEFITS

- Ideal for basements and home theaters
- Acoustical; most absorb >50% of noise (except 266)
- Easy installation system provides access to pipes, ducts and wiring
- 241, 928, 932, 954 and 1728BL offer economical high performance (sag, mold, and mildew resistance) and a range of visuals



1728BL FINE FISSURED™ BLACK™ (CEILING)


NOTE: Coordinating 64 sq. ft. black grid kits (6362BL) are available

TexturedLook

24-in x 48-in TEXTURED LOOK CEILINGS




297 GRENOBLE™




ENLARGED
TO SHOW
DETAIL



915 Textured FIRE GUARD™



922 FINE FISSURED™



FEATURES & BENEFITS

- Great for new, replacement and matching ceilings
- Many are acoustical; reduce noise 55%
- Non-directional image reduces labor and scrap (922, 933 and 9767)
- Easy installation system provides access to pipes, ducts and wiring
- 915 must be installed in a Fire Guard™ grid to achieve fire resistant UL ratings
- 922 offers economical high performance (sag, mold and mildew resistance) and a more subtle textured visual


TexturedLook



922 FINE FISSURED™ (CEILING)




933 RANDOM TEXTURED





ENLARGED
TO SHOW
DETAIL



942 TEXTURED


















9767 SCORED



9767 SCORED (CEILING)

TexturedLook

PRODUCT SPECIFICATIONS

Item #	Edge Detail	Dimensions (Inches)	Install System	Noise Reducing NRC/CAC	Sag Resistance	Mold Resistance	Light Reflectance	Fire Resistance	SF Per Ctn	Pcs/Ctn	Material Type
241	 Tegular	24 x 24 x 5/8	15/16-in	0.50/33	Superior	Superior	0.87	Class A	48	12	Mineral Fiber
266	 Tegular	24 x 24 x 1/2	15/16-in	0.45/30	Standard	Superior	0.86	Class A	64	16	Mineral Fiber
297	 Square	24 x 48 x 1/2	15/16-in	~30	Standard	Standard	0.80	Class A	64	8	Mineral Fiber
915	 Square	24 x 48 x 5/8	15/16-in	0.55/35	Standard	Standard	0.81	Class A	64	8	Mineral Fiber
922	 Square	24 x 48 x 5/8	15/16-in	0.55/35	Superior	Superior	0.85	Class A	64	8	Mineral Fiber
928	 Square	24 x 24 x 5/8	15/16-in	0.55/33	Superior	Superior	0.85	Class A	64	16	Mineral Fiber
932	 Tegular	24 x 24 x 5/8	15/16-in	0.55/35	Superior	Superior	0.85	Class A	64	16	Mineral Fiber
933	 Square	24 x 48 x 5/8	15/16-in	0.55/35	Standard	Standard	0.82	Class A	80	10	Mineral Fiber
934	 Tegular	24 x 24 x 5/8	15/16-in	0.55/33	Standard	Standard	0.82	Class A	64	16	Mineral Fiber
935	 Square	24 x 24 x 5/8	15/16-in	0.55/33	Standard	Standard	0.82	Class A	64	16	Mineral Fiber
942	 Square	24 x 48 x 5/8	15/16-in	0.55/30	Standard	Standard	0.80	Class A	80	10	Mineral Fiber
949	 Square	24 x 24 x 5/8	15/16-in	0.55/33	Standard	Standard	0.81	Class A	64	16	Mineral Fiber
954	 Tegular	24 x 24 x 3/4	15/16-in	0.70/35	Superior	Superior	0.86	Class A	48	12	Mineral Fiber
1728BL*	 Square	24 x 24 x 5/8	15/16-in	0.55/33	Superior	Superior	0.06	Class A	64	16	Mineral Fiber
9767	 Tegular	24 x 48 x 3/4	15/16-in	0.55/35	Standard	Standard	0.82	Class A	80	10	Mineral Fiber

*Coordinating 64 sq. ft. black grid kits (6362BL) are available.

INSTALLATION SYSTEM


- Tegular edge products minimize grid look
- Square edge products have a visible grid
- Prelude® 15/16-in suspension system

See pages 39–45 for additional information


For installation instructions, please visit ceilings.com/installation




24-in x 48-in FIBERGLASS CEILINGS





403 ESPRIT® FIBERGLASS




ENLARGED
TO SHOW
DETAIL



410 SONOFLEX™ RANDOM FISSURED™ FIBERGLASS



416 SONOFLEX™ ETCHED FIBERGLASS






FEATURES & BENEFITS

- Great for new, replacement and matching commercial applications
- Easy installation system provides access to pipes, ducts and wiring
- Acoustical; reduce noise >50%
- Sag, mold, and mildew resistance
- Offers a lightweight, easy to handle alternative to traditional mineral fiber ceiling options

TexturedLook

PRODUCT SPECIFICATIONS

PRODUCT OF LIST FEATURES												
Item #	Edge Detail	Dimensions (Inches)	Install System	Noise Reducing NRC/CAC	Sag Resistance	Mold Resistance	Light Reflectance	Fire Resistance	SF Per Ctn	Pcs/Ctn	Material Type	
403		Square	24 x 48 x 5/8	15/16-in	0.55/-	Superior	Superior	0.72	Class A	128	16	Fiberglass
410		Square	24 x 48 x 5/8	15/16-in	0.55/-	Superior	Superior	0.72	Class A	128	16	Fiberglass
416		Square	24 x 48 x 5/8	15/16-in	0.55/-	Superior	Superior	0.72	Class A	128	16	Fiberglass

INSTALLATION SYSTEM



- Square edge products have a visible grid
- Prelude® 15/16-in suspension system

See pages 39–45 for additional information

For installation instructions, please visit ceilings.com/installation

TexturedLook



403 ESPRIT® FIBERGLASS (CEILING)



46 WELLINGTON™ (CEILING)

12-in x 12-in



SURFACE MOUNT (DIRECT APPLY) CEILINGS

TinLook™
PAINTABLE CEILINGS

ceilings.com 36

12-in x 12-in TINLOOK™ CEILINGS



46 WELLINGTON™



1240 TINTILE™



ENLARGED
TO SHOW
DETAIL



1244 CIRCLES



FEATURES & BENEFITS

- Made of mineral fiber (similar material to standard ceiling products)
- Vintage tin ceiling look at an affordable price
- Paintable to match any décor
- Great for covering damaged drywall, plaster or popcorn ceilings

PRODUCT SPECIFICATIONS

Item #	Edge Detail	Dimensions (Inches)	Install System	Noise Reducing NRC/CAC	Sag Resistance	Mold Resistance	Light Reflectance	Fire Resistance	SF Per Ctn	Pcs/Ctn	Material Type
46	Square Tongue & Groove	12 x 12 x 1/2	Easy Up	-/30	Standard	Standard	0.76	Class A	40	40	Mineral Fiber
1240	Square Tongue & Groove	12 x 12 x 1/2	Easy Up	-/30	Standard	Standard	0.80	Class A	40	40	Mineral Fiber
1244	Square Tongue & Groove	12 x 12 x 1/2	Easy Up	-/30	Standard	Standard	0.80	Class A	40	40	Mineral Fiber

INSTALLATION SYSTEM

- Tongue & groove products have no visible grid
- Easy Up® installation system or adhesive

See pages 47 and 48 for additional information

For installation instructions, please visit ceilings.com/installation

Painting will void warranty


TinLook™
PAINTABLE CEILINGS




12-in x 12-in CEILINGS




231 WASHABLE WHITE




250 PINEHURST™



ENLARGED
TO SHOW
DETAIL



258 GRENOBLE™



FEATURES & BENEFITS

- Paintable to match any décor
- Great for covering damaged drywall, plaster or popcorn ceilings

PRODUCT SPECIFICATIONS

Item #	Edge Detail	Dimensions (Inches)	Install System	Noise Reducing NRC/CAC	Sag Resistance	Mold Resistance	Light Reflectance	Fire Resistance	SF Per Ctn	Pcs/Ctn	Material Type
231	Beveled Tongue & Groove	12 x 12 x 1/2	Easy Up	-/30	Standard	Standard	0.80	Class A	40	40	Mineral Fiber
250	Beveled Tongue & Groove	12 x 12 x 1/2	Easy Up	-/30	Standard	Standard	0.80	Class A	40	40	Mineral Fiber
258	Beveled Tongue & Groove	12 x 12 x 1/2	Easy Up	-/30	Standard	Standard	0.80	Class A	40	40	Mineral Fiber

INSTALLATION SYSTEM

- Tongue & groove products have no visible grid
- Easy Up® installation system or adhesive

See page 47 and 48 for additional information

For installation instructions, please visit ceilings.com/installation

Painting will void warranty

12-in x 12-in Ceilings

SUSPENDED (DROP) CEILING INSTALLATION

- Need access above your ceiling?
- Have 3-in of headroom to spare?

WHY USE AN ARMSTRONG® SUSPENDED (DROP) CEILING VS DRYWALL?

- Accessibility to pipes, duct work and wiring
- Faster and cleaner installation
- May reduce noise and resist mold/mildew
- Broad selection of visuals
- Easy to repair and replace damaged or stained panels


INSTALLATION




1 Install wall molding



2 Suspend main beams with hanging hardware



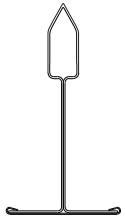
3 Install cross tees



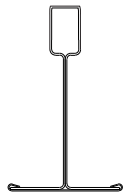
4 Install ceiling panels

PRELUDE® (15/16-in FACE) AND SUPRAFINE® (9/16-in FACE) CEILING SUSPENSION SYSTEMS

- Heavy-duty performance (7301); intermediate-duty performance (Prelude 7300, Suprafine 7500)
- Meets all building codes for residential and non-residential construction
- Easy installation—Choice of stab-in (XL) or hook-in (ML) cross tees; only 3-in clearance required (Prelude only)
- Rotary stitched during manufacture for additional torsional strength and extra stability during installation
- SuperLock™ main beam clip is engineered for a strong, secure connection and fast, accurate alignment confirmed with audible click; easy to remove/relocate
- Hot-dipped galvanized coating inhibits red rusting better than electrogalvanized or painted systems
- 10-year limited warranty; 30-year with Armstrong® high-performance ceiling panels



PeakForm®



Square Bulb



15/16-in grid



9/16-in grid

PeakForm® profile increases strength and stability for improved performance during installation

PeakForm products (cross tees and main beams) offer a superior load-carrying capacity than typical square bulb



Fire Guard™ product options for UL design fire-rated performance only

Expansion Relief on Fire Guard™ Main Beam

NEW! QUICKHANG™ GRID HOOK AND INSTALLATION KITS

QUICKHANG™
grid hook and installation kits

QUICKHANG GRID HOOK KITS

QuickHang™ hooks and brackets offer a new way to install a basement drop ceiling system directly to joists more quickly and easily than with hanger wire. The QuickHang system is available in two new accessory kits with different length hooks.

PRODUCT SPECIFICATIONS

Item #	Product Name	Length (Inches)	Kits/Ctn	Components/ Individual Kits	SF Per Ctn*
6366	QuickHang 6" Grid Hook Kits – Master Carton	6" Hook	Includes 12 Kits	6 Hooks 6 Brackets 20 Nails	(160 per individual kit)
6368	QuickHang 12" Grid Hook Kits – Master Carton	12" Hook	Includes 12 Kits	6 Hooks 6 Brackets 20 Nails	(160 per individual kit)

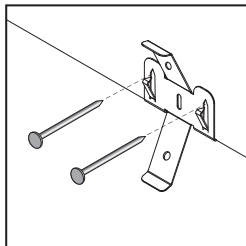
*Based on a 10' x 16' room; for residential use only



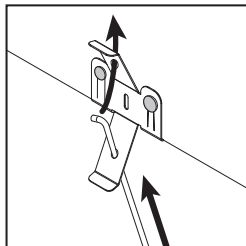
BENEFITS

- Use with standard grid
- Attach drop ceiling grid to joists
- Save time – faster than hanger wire
- Easily level a grid system
- Minimize drop (less than 3-in); maximize headroom
- Avoid obstructions by using kits with 12" hooks


INSTALLATION STEPS:



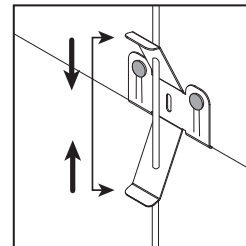
1 Attach bracket to joist using hammer tabs & nails



2 Insert hook into bracket



3 Hang grid main beam on hook



4 Level grid by squeezing tabs & moving hook up or down



For full instructions, estimating guide and videos, please visit ceilings.com/quickhang and ceilings.com/videos

INSTALLATION



SUSPENDED (DROP) CEILING

QUICKHANG™ INSTALLATION KITS (FORMERLY PRELUDE® INSTALLATION KITS)

The new QuickHang™ installation kits have everything you need to install 64 sq. ft. of a 2' x 2' or 2' x 4' drop ceiling. These kits include the new QuickHang hooks and brackets and replace existing grid kits.

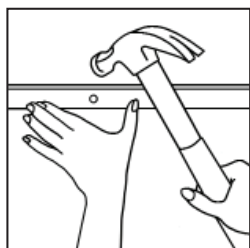
- **6362WH**—2' x 2' QuickHang Installation Kit (White)
- **6362BL**—2' x 2' QuickHang Installation Kit (Black)
- **6364WH**—2' x 4' QuickHang Installation Kit (White)



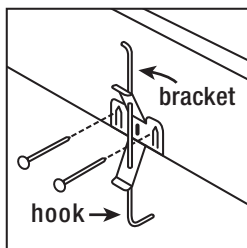
BENEFITS

- Convenient all-in-one kits
- Perfect for dealers with consumer traffic
- Easier installs for contractors and homeowners

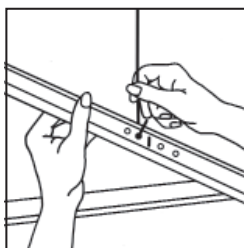
INSTALL YOUR GRID SYSTEM IN 4 EASY STEPS



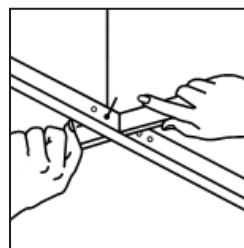
1 Install wall molding



2 Attach QuickHang™ bracket to joist and insert hook



3 Hang main beams on hooks



4 Install cross tees and level by adjusting hooks

2' x 2' White Kit Includes: 3 – NEW 72-in Prelude® Main Beams 9 – 48-in Cross Tees 9 – 24-in Cross Tees 5 – 72-in Wall Moldings 6 – NEW QuickHang™ Hooks 6 – NEW Joist Brackets 40 – Nails		2' x 2' Black Kit Includes: 3 – NEW 72-in Prelude® Main Beams 9 – 48-in Cross Tees 9 – 24-in Cross Tees 5 – 72-in Wall Moldings 6 – NEW QuickHang™ Hooks 6 – NEW Joist Brackets 40 – Nails		2' x 4' White Kit Includes: 3 – NEW 72-in Prelude® Main Beams 9 – 48-in Cross Tees 5 – 72-in Wall Moldings 6 – NEW QuickHang™ Hooks 6 – NEW Joist Brackets 40 – Nails	
Panel Size	24-in x 24-in		24-in x 24-in		24-in x 48-in
Kit Number	6362WH		6362BL		6364WH
Approx. Wt./Ctn. (lbs.)	15		15		13
Ctns. per Pallet	48		48		48

Please visit ceilings.com/projectestimator to access our online material estimator for ceiling panels

For a QuickHang installation kit estimating guide, please visit ceilings.com/quickhangguide



SUSPENDED (DROP) CEILING INSTALLATION SYSTEMS



Suspension systems for your ceiling project have different requirements depending on the space and its intended usage. If you are unsure of your requirements, check with your local building code official. Based on your needs, simply select your color (white or black); tile size (only 2-ft x 2-ft layout requires 2-ft cross tee); and end detail (XL®—staked on clip for secure locked connection with overlap for stability or ML—hook-on end detail, butt-edge detail, easier to remove).

Intermediate Duty—Prelude® 15/16-in Grid System

Cross Section Illustration	Prelude Item#	Product Name	Color	LBS/LF on 4 span	Length	Web Height	Flange Width	PC/CTN	LF/CTN
	7300WH	12-ft Intermediate Duty Main Beam	White	12.8	144-in	1 11/16-in	15/16-in	20	240
	7300BL	12-ft Intermediate Duty Main Beam	Black	12.8	144-in	1 11/16-in	15/16-in	20	240
	XL7342BL	4-ft Stab Cross Tee	Black		48-in	1 1/2-in	15/16-in	60	240
	XL7348RWH	4-ft Stab Cross Tee	White		48-in	1 3/8-in	15/16-in	60	240
	XL7328RWH	2-ft Stab Cross Tee	White		24-in	1 3/8-in	15/16-in	60	120
	XL7328BL	2-ft Stab Cross Tee	Black		24-in	1 3/8-in	15/16-in	60	120
	ML7343WH	4-ft Hook Cross Tee	White		48-in	1 1/2-in	15/16-in	60	240
	ML7343BL	4-ft Hook Cross Tee	Black		48-in	1 1/2-in	15/16-in	60	240
	ML7323WH	2-ft Hook Cross Tee	White		24-in	1 1/2-in	15/16-in	60	120
	ML7323BL	2-ft Hook Cross Tee	Black		24-in	1 1/2-in	15/16-in	60	120
	7800RWH	12-ft Wall Molding	White		144-in	7/8-in	7/8-in	30	360
	7800BL	12-ft Wall Molding	Black		144-in	7/8-in	7/8-in	30	360
	6366	QuickHang™ 6" Grid Hook Kits – Master Cartons <i>*For residential use only</i>	—			See details on page 40			
	6368	QuickHang™ 12" Grid Hook Kits – Master Cartons <i>*For residential use only</i>	—			See details on page 40			
	7891	12 Gauge Hanger Wire			144-in			140	

UL Fire-Rated Assembly—Prelude® 15/16-in Grid System NOTE: use with 915 Fire Guard™ Textured Ceiling Panels

For use in spaces in which an hourly rating is needed to meet code requirements.

Cross Section Illustration	Prelude Item#	Product Name	Color	LBS/LF on 4-ft span	Length	Web Height	Flange Width	PC/CTN	LF/CTN
	8300XRWH	Fire Guard™ 12-ft Intermediate Duty Main Beam	White	12.8	144-in	1 11/16-in	15/16-in	20	240
	8300BL	Fire Guard™ 12-ft Intermediate Duty Main Beam	Black	12.8	144-in	1 11/16-in	15/16-in	20	240
	XL8340RWH	4-ft Stab Cross Tee	White		48-in	1 11/16-in	15/16-in	60	240
	XL8340BL	4-ft Stab Cross Tee	Black		48-in	1 11/16-in	15/16-in	60	240
	XL8323RWH	2-ft Stab Cross Tee	White		24-in	1 3/8-in	15/16-in	60	120
	XL8323BL	2-ft Stab Cross Tee	Black		24-in	1 3/8-in	15/16-in	60	120
	7800RWH	12-ft Wall Molding	White		144-in	7/8-in	7/8-in	30	360
	7800BL	12-ft Wall Molding	Black		144-in	7/8-in	7/8-in	30	360
	7891	12 Gauge Hanger Wire			144-in			140	

NOTE: Must be installed according to directions and no product substitutions

Heavy Duty—Prelude® 15/16-in Grid System

Cross Section Illustration	Prelude Item#	Product Name	Color	LBS/LF on 4-ft span	Length	Web Height	Flange Width	PC/CTN	LF/CTN
	7301WH	12-ft Heavy Duty Main Beam	White	16.5	144-in	1 11/16-in	15/16-in	20	240
	7301BL	12-ft Heavy Duty Main Beam	Black	16.5	144-in	1 11/16-in	15/16-in	20	240
	XL7342BL	4-ft Stab Cross Tee	Black		48-in	1 1/2-in	15/16-in	60	240
	XL7348RWH	4-ft Stab Cross Tee	White		48-in	1 3/8-in	15/16-in	60	240
	XL7328RWH	2-ft Stab Cross Tee	White		24-in	1 3/8-in	15/16-in	60	120
	XL7328BL	2-ft Stab Cross Tee	Black		24-in	1 3/8-in	15/16-in	60	120
	ML7343WH	4-ft Hook Cross Tee	White		48-in	1 1/2-in	15/16-in	60	240
	ML7343BL	4-ft Hook Cross Tee	Black		48-in	1 1/2-in	15/16-in	60	240
	ML7323WH	2-ft Hook Cross Tee	White		24-in	1 1/2-in	15/16-in	60	120
	ML7323BL	2-ft Hook Cross Tee	Black		24-in	1 1/2-in	15/16-in	60	120
	7800RWH	12-ft Wall Molding	White		144-in	7/8-in	7/8-in	30	360
	7800BL	12-ft Wall Molding	Black		144-in	7/8-in	7/8-in	30	360
	7891	12 Gauge Hanger Wire			144-in			140	

Suprafine® 9/16-in Grid System

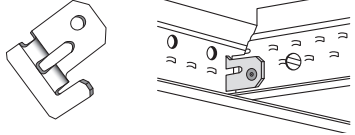
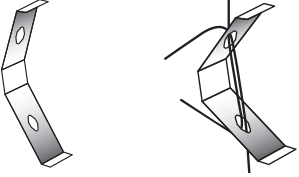
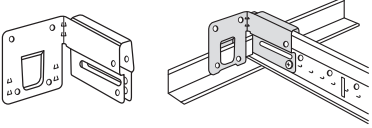
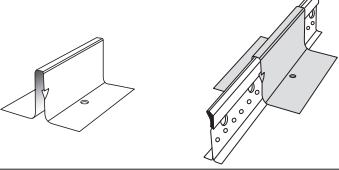
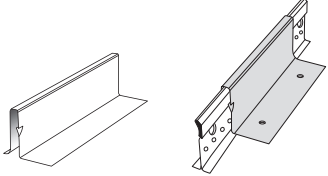
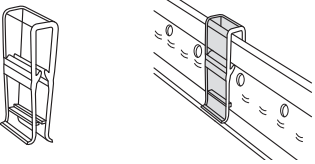
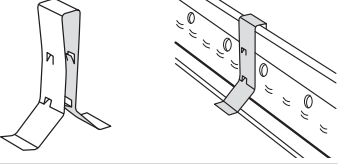
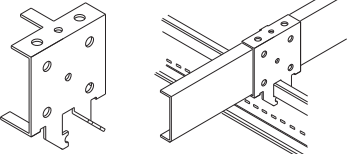
Cross Section Illustration	Accessories Item#	Accessories Name	Color	LBS/LF on 4-ft span	Length	Web Height	Flange Width	PC/CTN	LF/CTN
	7500RWH	12-ft Intermediate Duty Main Beam	White	12.75	144-in	1 11/16-in	9/16-in	20	240
	XL7540RWH	4-ft Stab Cross Tee	White		48-in	1 11/16-in	9/16-in	60	240
	XL7520RWH	2-ft Stab Cross Tee	White		24-in	1 11/16-in	9/16-in	60	120
	7804RWH	12-ft Wall Molding	White		144-in	7/8-in	9/16-in	30	360
NEW!	6366	QuickHang™ 6" Grid Hook Kits – Master Cartons <i>*For residential use only</i>	—		See details on page 40				
NEW!	6368	QuickHang™ 12" Grid Hook Kits – Master Cartons <i>*For residential use only</i>	—		See details on page 40				
	7891	12 Gauge Hanger Wire			144-in			140	



SUSPENDED (DROP) CEILING INSTALLATION SYSTEMS ACCESSORIES

Clips help with installations, making transitions easier, aiding with squareness, and ensuring building requirements are met.

Prelude® 15/16-in Grid System Accessories

Cross Section Illustration	Item#	Product Name	Weight (lbs) per carton	PC/CTN
	FZSTAC	Single Tee Adapter Clip	1.50	50
	FZWS12A	Wire Splice	1.00	50
	FZBERC2	2-in Beam End Retaining Clip	5.00	50
	BERC2	2-in Beam End Retaining Clip	34.00	200
	MBACAG	Main Beam Adapter Clip	11.00	70
	FZDWACSAG	Drywall Attachment Clip	4.00	50
	FZCHDC	Clear Hold Down Clip	0.50	50
	FZUHDCA	Universal Hold Down Clip	0.50	50
	UHDCA	Universal Hold Down Clip	9.00	1000
	UTCA	Up Tight Clip (to attach to wood joist)	16.00	250

SUSPENDED CEILING ESTIMATING GUIDE



FOR CEILING PANELS AND GRID

Instructions: Find room size on left and read across for 24-in x 24-in or 24-in x 48-in ceiling panels. As a general rule, use one, two-bulb 4-ft fluorescent lighting fixture every 75 square feet. Use one luminous panel for every recessed lighting fixture.



Main beams parallel to room's short dimension. Main beams parallel to room's long dimension.

ROOM SIZE			24-in x 24-in								24-in x 48-in					ROOM SIZE			24-in x 24-in								24-in x 48-in				
AREA – SQ.FT			NUMBER OF PANELS								NUMBER OF PANELS					AREA – SQ.FT			NUMBER OF PANELS								NUMBER OF PANELS				
12-ft WALL MOULDINGS			12-ft MAIN BEAMS								12-ft MAIN BEAMS					12-ft WALL MOULDINGS			12-ft MAIN BEAMS								12-ft MAIN BEAMS				
			4-ft CROSS TEES								4-ft CROSS TEES								4-ft CROSS TEES								4-ft CROSS TEES				
			2-ft CROSS TEES								2-ft CROSS TEES								2-ft CROSS TEES								2-ft CROSS TEES				



BASEMENT APPLICATIONS

International Residential Code Floor I-Joist Fire Safety

In the last twenty years, engineered I-joist floor systems have grown in popularity over real wood. In UL tests, however, the engineered wooden I-beams only withstood the fire test for 6 minutes versus traditionally constructed floor systems that would last 18 minutes.*

The original International Residential Code R501.3 (I-joist safety code) called for sprinklers installed in a basement. Not many states adopted this into local code. The 2012 version (R501.3) and 2015 version (R302.13) were updated to allow instead for a membrane of either 1/2-inch gypsum wallboard, 5/8-inch wood structural panel membrane (plywood), or the EQUIVALENT to be attached to the underside of the joists, if sprinklers or 2-ft x 10-ft dimensional lumber are not in place.

Many states are now adopting this new version of the Floor Fire Safety code into their local codes. Pennsylvania, Massachusetts, and Ohio, for example, have already adopted versions of the Floor Fire Safety code. Check your local code requirements.



Armstrong® ceilings
provide additional
minutes of protection**

ARMSTRONG CEILINGS SAFE AND SOUND SOLUTION

Armstrong Ceilings has a safe and attractive solution that performs better than the recommended gypsum or plywood membranes. When tested side by side with the IRC R501.3 recommended solution, our grid and ceiling panel solution lasted 60% longer.**

* UL study, Report on Structural Stability of Engineered Lumber in Fire Conditions

**Large-scale comparative test based on ASTM E119, 4/8/13 (contact techline@armstrongceilings.com for test report)

Armstrong® Prelude® Main Beams with the fire relief notch (Item 8300) installed with HumiGuard® Plus acoustical ceiling panels withstood the ASTM E119 fire test for 23 minutes and 40 seconds versus the 14 minutes and 47 seconds for the plywood installation!



Main beam under normal conditions



Main beam exposed to fire



Watch our video: ceilings.com/firesafety

WHAT TO ORDER TO COMPLETE YOUR ARMSTRONG SAFE AND SOUND CEILING

1. Grid System: Prelude® Fire Rated Main Beams (8300), standard Cross Tees and Wall Molding
2. Ceiling Panel Options: 241 SuperTuff™, 269 Sand Pebble™, 271 Sahara™, 273 Sahara™, 915 Textured FIRE GUARD™, 922 Fine Fissured™, 928 Fine Fissured™, 932 Fine Fissured™, 954 Classic Fine Textured, 973 Lumawash®*, 9768 Sahara™ Scored II*, 9769 Sahara™ Scored I* and 1728BL Fine Fissured™ Black

*New products EQUIVALENT to HumiGuard® Plus ceilings listed in report, but not included in the evaluation.

SURFACE MOUNT (DIRECT APPLY) CEILING INSTALLATION

- Want to hide stains or an ugly popcorn ceiling?
- Want to maximize your ceiling height?
- Don't like the look of grid?

Surface Mount (Direct Apply) ceiling tiles or planks install quickly and easily with Easy Up® installation system.

EasyUP[®]
INSTALLATION SYSTEM



1 Attach tracks (1190)



2 Snap on clips (1191 or 1191SC)



3 Position tile or plank; slide and secure clip




Easy Up® Tracks

Item #1190
(20 tracks per carton)

Easy Up® Clips

Item #1191
(360 clips per carton)
Item #1191SC
(135 clips per carton)



WoodHaven™ plank installation using Easy Up® tracks and clips

Surface Mount (Direct Apply) products can also be installed with adhesive such as Henry® 237 AcoustiGum™ Acoustical Ceiling Tile Adhesive. Follow adhesive manufacturer's instructions for application and usage.

Henry and AcoustiGum are trademarks of W.W. Henry Company or its Affiliates

EASY UP® INSTALLATION SYSTEM

FOR DIRECT APPLY CEILING TILES AND PLANKS



EasyUP®
INSTALLATION SYSTEM

INSTALLATION



SURFACE MOUNT (DIRECT APPLY) CEILING

- Provides greater dimensional stability and strength versus wood furring
- Eliminates tile lipping caused by warping wood furring
- Easy Up® clips provide superior holding versus traditional staples
- Easy Up clips may be able to be used on an existing 15/16-in grid ceiling to install WoodHaven™ planks
- Best method for installing planks over popcorn ceilings

CALCULATE TRACKS AND CLIPS NEEDED

How to calculate tracks and clips needed:		Example:
1	Find your ceiling product on the below chart	12-in x 12-in Tile
2	Calculate the square footage of your room	10-ft wide x 12-ft long room = 120 sf
3	Find the Track Ratio listed for your ceiling product on the chart	1.10-lf of Track/sf
4	Multiply the sf by the ratio	120 sf x 1.10 = 132 lf
5	Divide the result by 8-ft for total number of tracks required. Round up if necessary	132 lf/8-ft = 16.5 (17 Tracks) (each track = 8-ft length)
6	Find the Clip Ratio listed for your ceiling product on the chart	1.3 Clips/sf
7	Multiply the sf from step 2 by the ratio	120 sf x 1.3 = 156 Clips
8	Round up if necessary for total number of clips required	156 Clips


Notes: Table averages values of room combinations from 10-ft x 10-ft to 30-ft x 30-ft. It is possible that these values could leave you slightly short, as it is an average. Values assume butting Track joints, end to end, with no overlap.

Ceiling product	Track spacing	Ratio of lf of Track/sf of room	Ratio of Clips/sf of room
12-in x 12-in Tile	12-in oc	1.10	1.30
Country Classic™ Plank	12-in oc	1.10	1.25
WoodHaven	24-in oc	0.65	1.20

oc = on center, lf = linear feet, sf = square feet

Please visit ceilings.com/projectestimator to access our online material estimator

Download a copy of the Easy Up® Installation System Estimating Guide at ceilings.com/estimateeasyup



WOODHAVEN™ CEILING PLANK

ESTIMATING

Installation materials included in every package of planks: 55 clips, 55 screws—enough to install one package of WoodHaven™ ceiling planks. (Installation also requires furring strips, which are sold separately.)



FIND YOUR ROOM SIZE AND SEE THE NUMBER OF WOODHAVEN CEILING PLANK CARTONS NEEDED

	4-ft	5-ft	6-ft	7-ft	8-ft	9-ft	10-ft	11-ft	12-ft	13-ft	14-ft	15-ft	16-ft	17-ft	18-ft	19-ft	20-ft
4-ft	1	1	1	1	2	2	2	2	2	2	2	3	3	3	3	3	4
5-ft	1	1	2	2	2	2	2	2	3	3	3	3	3	3	4	4	4
6-ft	1	2	2	2	2	2	3	3	3	3	3	4	4	4	4	4	5
7-ft	1	2	2	2	2	3	3	3	3	4	4	4	4	5	5	5	5
8-ft	2	2	2	2	3	3	3	4	4	4	4	5	5	5	5	6	6
9-ft	2	2	2	3	3	3	4	4	4	5	5	5	5	6	6	6	7
10-ft	2	2	3	3	3	4	4	4	5	5	5	6	6	6	7	7	7
11-ft	2	2	3	3	4	4	4	5	5	5	6	6	7	7	7	8	8
12-ft	2	3	3	3	4	4	5	5	5	6	6	7	7	8	8	8	9
13-ft	2	3	3	4	4	5	5	5	6	6	7	7	8	8	9	9	9
14-ft	2	3	3	4	4	5	5	6	6	7	7	8	8	9	9	10	10
15-ft	3	3	4	4	5	5	6	6	7	7	8	8	9	9	10	10	11
16-ft	3	3	4	4	5	5	6	7	7	8	8	9	9	10	10	11	12
17-ft	3	3	4	5	5	6	6	7	8	8	9	9	10	10	11	12	12
18-ft	3	4	4	5	5	6	7	7	8	9	9	10	10	11	12	12	13
19-ft	3	4	4	5	6	6	7	8	8	9	10	10	11	12	12	13	14
20-ft	4	4	5	5	6	7	7	8	9	9	10	11	12	12	13	14	14

Visit ceilings.com/projectestimator to access our online material estimator

WoodHaven™
CEILING PLANKS



WOODHAVEN™ PLANK CEILING INSTALLATION OPTIONS

INSTALL ON CEILINGS IN THREE DIFFERENT WAYS

Before starting your project, review complete installation instructions at ceilings.com/installwoodhaven for important design and installation considerations.

1 WOODHAVEN™ CLIPS AND SCREWS



Installation clips & screws are included in the plank package and install directly to furring strips (not included.) This installation method is suitable for non-flat surfaces. Please contact Techline at 1-877-ARMSTRONG (276-7876) for guidance on non-flat applications.

2 EASY UP® TRACKS AND CLIPS



Use Easy Up® installation system for a faster, more flexible installation or to run planks parallel or diagonal to joists.

Item #1190 (20 tracks per carton)


Item #1191 (360 clips per carton) or Item #1191SC (135 clips per carton)

3 INSTALLATION STEPS TO RETROFIT 15/16-in GRID

Transform an existing 15/16-in suspended (drop) ceiling using Easy Up® clips and WoodHaven™ planks.



Remove panels



Snap on Easy Up clips



Position planks; slide and secure clips

Note: Existing grid must be 15/16-in. Prior to installation, ensure the clip fits snugly on the grid but can still slide.

Visit ceilings.com to order a sample Easy Up clip to test your grid for a snug fit.

Visit ceilings.com/installwoodhaven for full installation instructions and tips.



Visit ceilings.com/videos to view WoodHaven installation videos for ceiling and wall applications

DESIGN/SPACE CONSIDERATIONS

- Material needs 2-3 days to acclimate to room conditions
- In ceiling applications, do not attach planks directly to roof structures, molding or walls
- Long runs of 21-ft or more require expansion joints

WoodHaven™
CEILING PLANKS

ARMSTRONG® RESIDENTIAL CEILING SYSTEMS—LIMITED WARRANTIES

For the most up-to-date information, please visit ceilings.com/warranty.

What Our Warranties Mean

Our warranties are our promise to you that the Armstrong® ceiling and Armstrong installation materials you've purchased will be free from manufacturing defects. Because our products are designed and engineered to be used together for the best performance possible, we warrant that Armstrong ceilings and Armstrong installation materials, if used together, will be free from manufacturing defects as outlined below.

Please read all of the following terms carefully as this warranty may be affected by installation methods and materials used and site conditions. Armstrong Ceilings does not authorize any person to assume or extend any other warranty obligation or liability on its behalf.

What will Armstrong Ceilings do?

If a manufacturing defect does occur within the terms and conditions of this warranty, you will be supplied with new material to replace the defective ceiling product, the replacement materials will be of the same or similar design and quality.

What does this warranty not cover?

- Damage that may occur due to Abnormal Conditions described above is not covered by this warranty.
- This warranty does not cover damage caused by improper maintenance, improper installation, or by use contrary to our recommendations, such as use outdoors or on surfaces other than ceilings.
- This warranty does not cover normal wear and tear or shade changes due to exposure to smoke, fumes, leaks, or abuse.
- This warranty does not cover labor charges to replace obvious visual defect in the material at time of installation.
- We exclude and will not pay any consequential or incidental damage, loss or expense other than to the ceiling system itself.
- This warranty is not transferable and applies to the original purchaser only. It does not apply to materials graded second or odd lot.
- This warranty does not cover differences between samples or product photographs and actual product purchased.

Additional Note: Armstrong Ceilings cannot guarantee that the published surface burning characteristics, fire resistance ratings, acoustical performance, dimensional stability/sag or light reflectance will remain the same after repainting panels. All warranties will be voided by field painting.

How do you get service?

You must notify the retailer who sold you the material, in writing, of any product failure covered by this warranty within 30 days of first observation of failure. If you are unable to contact your retailer, or if you notified your retailer of a defect and have not received satisfaction, please contact us at:

Armstrong World Industries, Inc
Attn: Customer Focus Center
P.O. Box 3001, Lancaster, PA 17604
1-877-276-7876
email: abp_asa_projects@armstrongceilings.com

How does state law apply?

This warranty gives you specific legal rights and you may also have other rights, which vary from state to state. Some jurisdictions do not allow exclusion or limitation of incidental or consequential damages or other limitations on implied warranties, so the

limitation(s) or exclusion(s) in this warranty may not apply to you.

THIS EXPRESS WARRANTY CONSTITUTES THE ENTIRE OBLIGATION OF ARMSTRONG CEILINGS AND THERE ARE NO OTHER WARRANTIES EXPRESS OR IMPLIED, INCLUDING ANY WARRANTY OF MERCHANTABILITY OR FITNESS FOR ANY USE or PURPOSE WHATSOEVER. OUR LIABILITY IS LIMITED TO THAT SET FORTH BELOW IN THIS WARRANTY. ARMSTRONG CEILINGS IS NOT LIABLE FOR ANY INSTALLATION OR REMOVAL COSTS UNDER THIS WARRANTY. NOR IS RESPONSIBLE FOR INCIDENTAL OR CONSEQUENTIAL DAMAGES OR COSTS UNDER THIS WARRANTY.

Ten Year—Thirty (10/30) Year Limited Warranty for High Performance Ceiling Systems

High Performance Ceiling Products

922 Fine Fissured™, 928 Fine Fissured™, 932 Fine Fissured™, 1728BL Fine Fissured™ Black, 269 Sand Pebble™, 271 Sahara™, 273 Sahara™, 1231 Brightex™ with Airguard™, and 276 Sahara™, 9768 Sahara™ Scored II and 9769 Sahara™ Scored I, 241 SuperTuff™, 403 Esprit® Fiberglass, 410 Sonoflex™ Random Fissured™ Fiberglass, 416 Sonoflex™ Etched Fiberglass, 954 Classic Fine Textured, 972 Lumawash® and 973 Lumawash®.

This product list is subject to change. Please refer to our website at ceilings.com or contact our Customer Focus Center at 1-877-276-7876 for the most current information.

The Armstrong ceiling products listed above are warranted to be free from defects in materials or factory workmanship for 30 years from the date of installation when installed using an Armstrong suspension system and used under normal conditions. If these products are not installed using an Armstrong suspension system the Armstrong ceiling products listed above are warranted to be free from defects in materials or factory workmanship for 10 years from the date of installation when installed under normal conditions. (Except for obvious defects in materials or factory workmanship, which Armstrong Ceilings must be notified of within 30 days of the date of installation.)

Armstrong suspension systems are warranted to be free from the occurrence of 50% red rust as defined by ASTM D610 test procedures for 30 years from the date of installation, when installed with the Armstrong ceiling panels listed above and in accordance with the Armstrong Ceilings written installation instructions.

Warranty Conditions

All ceiling products must be installed and maintained in accordance with the Armstrong Ceilings written installation and maintenance instructions for that product in effect at the time of installation.

This warranty is not transferable and applies to the original purchaser only.

Prior to installation, the ceiling product must be kept clean and dry in an environment that is between 32°F (0°C) and 120°F (49°C) and not subject to Abnormal Conditions. Abnormal Conditions include exposure to chemical fumes, corrosive agents (such as chlorine), vibrations, fire, and water, freezing temperatures, accident or any other form of abuse, or excessive dirt or dust buildup. If subject to Abnormal Conditions, where possible, the products should be removed immediately and replaced once the conditions are normal.

Installation of the products shall be carried out where the temperature is between 32°F (0°C) and 120°F (49°C). It is not necessary for the area to be

enclosed and for HVAC systems to be functioning and in continuous operation. All wet work (plastering, concrete, etc.) must be complete and dry, and the products must be protected from the elements such as rain, snow, etc. These systems cannot be used in exterior applications, or where standing water is present due to high humidity, or where moisture will come in direct contact with the ceiling. These temperature and humidity conditions must be met throughout the life of the warranty.

Sag Resistance

The Armstrong ceiling products listed above have superior sag resistance. They are warranted to be free from defect in materials or factory workmanship or sagging and warping as a result thereof for thirty (30) years from the date of installation, when installed with Armstrong suspension systems; for ten (10) years from date of installation when an Armstrong suspension system is not used.

Mold and Mildew Resistance

The Armstrong ceiling products 922 Fine Fissured, 928 Fine Fissured, 932 Fine Fissured, 1728BL Fine Fissured Black, 269 Sand Pebble, 271 Sahara, 273 Sahara, 276 Sahara, 241 SuperTuff, and 954 Classic Fine Textured have Bioblock® performance. They are warranted to be free from the growth of mold, mildew, and odor or stain-causing bacteria for thirty (30) years from the date of installation, when installed with Armstrong suspension systems; for ten (10) years from date of installation when an Armstrong suspension system is not used.

Armstrong Fiberglass Ceiling panels with BioBlock® performance are warranted to be free from the growth of mold and mildew for thirty (30) years from the date of installation, when installed with Armstrong suspension systems; or for ten (10) years from the date of installation when an Armstrong suspension system is not used.

This limited warranty is subject to further conditions listed below.

The ceilings must be maintained to avoid excessive dirt or dust buildup that would provide a medium for microbial growth on ceiling panels. Microbial protection does not extend beyond the treated surface as received from the factory, and does not protect other materials that contact the treated surface such as supported insulation materials. General maintenance guidelines can be found at ceilings.com.

The warranty is void if the ceiling product is not installed in accordance with the installation instructions included in every carton, also available at ceilings.com

Easy Elegance™/StyleStix™ Products Limited Lifetime Warranty

Easy Elegance™/StyleStix™ products are warranted to be free from defects in materials or factory workmanship from the date of installation for as long as you own your home when used under normal conditions. (Except for obvious defects in materials or factory workmanship, which Armstrong Ceilings must be notified of within 30 days of the date of installation.)

Warranty Conditions

All Easy Elegance™/StyleStix™ products must be installed and maintained in accordance with the Armstrong Ceilings written installation instructions in effect at the time of installation. This warranty is not transferable and applies to the original purchaser only.

Prior to installation, the ceiling product must be kept clean and dry in an environment that is between 32°F (0°C) and 120°F (49°C) and not subject to Abnormal Conditions. Abnormal Conditions include

exposure to chemical fumes, corrosive agents (such as chlorine), vibrations, fire, and water, freezing temperatures, accident or any other form of abuse, or excessive dirt or dust buildup. If subject to Abnormal Conditions, where possible, the products should be removed immediately and replaced once the conditions are normal.

Installation of the products shall be carried out where the temperature is between 32°F (0°C) and 120°F (49°C). It is not necessary for the area to be enclosed and for HVAC systems to be functioning and in continuous operation. All wet work (plastering, concrete, etc.) must be complete and dry, and the products must be protected from the elements such as rain, snow, etc. These systems cannot be used in exterior applications. These temperature and humidity conditions must be met throughout the life of the warranty.

Sag Resistance

Easy Elegance™/StyleStix™ ceiling products have sag resistance. They are warranted to be free from defect in materials or factory workmanship or sagging and warping as a result thereof for as long as you own your home.

Mold and Mildew Resistance

Easy Elegance™/StyleStix™ ceiling products are warranted to be free from the growth of mold, mildew, and odor or stain-causing bacteria due to the inherent characteristics of the products for as long as you own your home.

This limited warranty is subject to further conditions listed below.

The warranty is void if the ceiling product is not installed in accordance with the installation instructions included in every carton, and also available at ceilings.com

Residential Ceiling Panel Ten-Thirty (10/30) Year Limited Warranty

Ten (10) Year Limited Warranty

Ceiling Products Covered by this Limited Warranty: *1201 Raised Panel™, *1203 Fluted, 1202 Scalloped, *1205 Single Raised Panel™, *1206 Tango, 46 Wellington™, 1240 TinTile™, 1244 Circles, 231 Washable White, 250 Pinehurst™, 258 Grenoble™, 480 Country Classic™ Plank and 1210 Single Raised Panel.

The Armstrong® ceiling products listed above are warranted to be free from defects in materials or factory workmanship for 10 years from the date of installation when used under normal conditions. (Except for obvious defects in materials or factory workmanship, which Armstrong Ceilings must be notified of within 30 days of the date of installation.)

The above mentioned tiles* are warranted to be free from the growth of mold, mildew, and odor or stain-causing bacteria for ten (10) years from the date of installation. These ceiling panels contain a mold inhibiting agent that provides broad spectrum control for the growth of mold and mildew over the warranty period. These ceiling panels also resist the growth of odor or stain-causing bacteria. This limited warranty is subject to further conditions listed below.

Thirty (30) Year System Limited Warranty

Direct apply ceilings installed with Easy Up® suspension systems are warranted to stay in place for 30 years. This limited warranty applies to the system when installed in accordance with installation instructions. This warranty applies to the following direct apply items: 46 Wellington, 1240 TinTile, 1244 Circles, 231 Washable White, 250 Pinehurst, 258 Grenoble, 480 Country Classic Plank and WoodHaven series items.

Warranty Conditions

All ceiling products must be installed and maintained in accordance with the Armstrong Ceilings written installation instructions for that product in effect at the time of installation. This warranty is not transferable and applies to the original purchaser only.

Prior to installation, the ceiling product must be kept clean and dry in an environment that is between 32°F (0°C) and 86°F (30°C) and not subject to Abnormal Conditions. Abnormal Conditions include exposure to chemical fumes, corrosive agents (such as chlorine), vibrations, fire, and water, freezing temperatures, accident or any other form of abuse, or excessive dirt or dust buildup. If subject to Abnormal Conditions, where possible, the products should be removed immediately and replaced once the conditions are normal. Installation of the products shall be carried out where the temperature is between 32°F (0°C) and 86°F (30°C). It is necessary for the area to be enclosed and for HVAC systems to be functioning and in continuous operation. All wet work (plastering, concrete, etc.) must be complete and dry, and the products must be protected from the elements such as rain, snow, etc. These temperature and humidity conditions must be met throughout the life of the warranty.

This limited warranty is subject to further conditions listed below.

The warranty is void if the ceiling product is not installed in accordance with the installation instructions included in every carton, also available at ceilings.com

WoodHaven™ Ceiling Panel Ten (10) Year Limited Warranty

WoodHaven ceiling products are warranted to be free from defects in materials or factory workmanship for 10 years from the date of installation when used under normal conditions. (Except for obvious defects in materials or factory workmanship, which Armstrong Ceilings must be notified of within 30 days of the date of installation.)

Warranty Conditions

All WoodHaven products must be installed and maintained in accordance with the Armstrong Ceilings written installation instructions in effect at the time of installation.

This warranty is not transferable and applies to the original purchaser only.

Prior to installation, the ceiling product must be kept clean and dry in an environment that is between 50°F (10°C) and 86°F (30°C) and not subject to Abnormal Conditions. Abnormal Conditions include exposure to chemical fumes, corrosive agents (such as chlorine), vibrations, fire, and water, freezing temperatures, accident or any other form of abuse, or excessive dirt or dust buildup. If subject to Abnormal Conditions, where possible, the products should be removed immediately and replaced once the conditions are normal.

Installation of the products shall be carried out where the temperature is between 50°F (10°C) and 86°F (30°C) and relative humidity levels maintained between 25% RH and 55% RH. It is necessary for the area to be enclosed and for HVAC systems to be functioning and in continuous operation. All wet work (plastering, concrete, etc.) must be complete and dry, and the products must be protected from the elements such as rain, snow, etc. These temperature and humidity conditions must be met throughout the life of the warranty.

This limited warranty is subject to further conditions listed below.

The warranty is void if the ceiling product is not installed in accordance with the installation instructions included in every carton, also available at ceilings.com

Residential Mineral Fiber Ceiling Panel One (1) Year Limited Warranty

Please read all of the following terms carefully as this warranty may be affected by installation methods and materials used and site conditions. Armstrong Ceilings does not authorize any person to assume or extend any other warranty obligation or liability on its behalf.

Ceiling Products Covered by this Limited Warranty: 933 Random Textured, 934 Random Textured, 935 Random Textured, 942 Textured, 949 Textured, 280 Plain White, 915 Textured FIRE GUARD™, 9767 Scored, 266 Brighton™, 297 Grenoble, 1270 Cascade, 8008 TinCraft™ Circles and 8009 TinCraft™ Squares.

The Armstrong ceiling products listed above are warranted to be free from defects in materials or factory workmanship for 1 year from the date of installation when used under normal conditions. (Except for obvious defects in materials or factory workmanship, which Armstrong Ceilings must be notified of within 30 days of the date of installation.)

Warranty Conditions

All ceiling products must be installed and maintained in accordance with the Armstrong Ceilings written installation instructions for that product in effect at the time of installation. This warranty is not transferable and applies to the original purchaser only.

Prior to installation, the ceiling product must be kept clean and dry in an environment that is between 32°F (0°C) and 86°F (30°C) and not subject to Abnormal Conditions. Abnormal Conditions include exposure to chemical fumes, corrosive agents (such as chlorine), vibrations, fire, and water, freezing temperatures, accident or any other form of abuse, or excessive dirt or dust buildup. If subject to Abnormal Conditions, where possible, the products should be removed immediately and replaced once the conditions are normal.

Installation of the products shall be carried out where the temperature is between 32°F (0°C) and 86°F (30°C). It is necessary for the area to be enclosed and for HVAC systems to be functioning and in continuous operation. All wet work (plastering, concrete, etc.) must be complete and dry, and the products must be protected from the elements such as rain, snow, etc. These temperature and humidity conditions must be met throughout the life of the warranty.

This limited warranty is subject to further conditions listed below.

The warranty is void if the ceiling product is not installed in accordance with the installation instructions included in every carton, also available at ceilings.com

Suspended Ceiling Installation Systems—10-Year Limited Warranty

Armstrong suspension systems are warranted to be free from defects in materials or factory workmanship and are also warranted against the occurrence of 50% red rust as designated by ASTM D610 test procedures for a period of 10 years from the date of installation (except for obvious defects in materials or factory workmanship, of which Armstrong Ceilings must be notified within 30 days of the date of shipment to the customer). This limited warranty is subject to further conditions as indicated.

ANSWERS TO FREQUENTLY ASKED QUESTIONS

What are Armstrong® ceilings made of?

Armstrong® mineral board ceilings are made of inert mineral components, binders and inert filler materials, with up to 55% recycled content. Armstrong Ceilings also offers high-performance engineered resin and durable laminate plank ceilings, and rigid PVC panels and metal ceilings.

What about insulation value between floors?

Most ceilings are installed between floors that are maintained at the same temperature—making insulation unnecessary. Basement recreation rooms are at least partly heated by heat flow through the ceiling from the heated space above. In that case, attempting to insulate the basement ceiling surface could actually reduce heat flow.

Can I put insulation on the back of Armstrong ceilings?

Only Armstrong suspended ceiling panels that are at least 5/8-in thick can be backloaded with additional insulation. Rolled insulation must be used and installed perpendicular to the cross tees so that the weight of the insulation rests on the suspended grid system, and there is an air space between the insulation and the panel.

NOTE: Insulation must never be placed behind fire-rated ceilings, unless designated in a UL design assembly. Backloading fiberglass panels is not recommended. For WoodHaven™ installation, do not allow insulation to touch the back of the planks.

Can Armstrong ceilings be painted?

All Armstrong ceiling tiles and panels (except fiberglass) can be painted with latex paints. The front and back of 24-in x 24-in and 24-in x 48-in panels should be painted.

NOTE: Armstrong Ceilings cannot guarantee that the published surface-burning characteristics, fire-resistance ratings, acoustical performance, dimensional stability/sag, or light reflectance will remain the same after repainting. Field painting will void the warranty.

Will painting acoustical ceilings affect acoustic absorption and blocking performance?

Armstrong acoustical ceiling tiles can be painted, but the performance will change. A light coating of paint applied with a sprayer or aerosol can is the best way to avoid impeding the absorption. While heavy paint that fills the holes and seals the surface will eliminate absorption, it will increase the blocking properties of the tile.

Can ceiling tile be used in the bathroom?

Yes, if the bathroom is vented to the outside with a fan. Armstrong ceilings with superior sag/mold/mildew resistance for use in areas of high humidity are recommended.

Should ceiling materials adjust to room temperature before installation?

Yes. Unpack ceiling materials 24 hours before installation to adjust to normal room conditions. Do not install during excessively humid conditions. See specific product instructions for best results.

For WoodHaven™ installation, open cartons 2–3 days prior to the install and allow material to adjust to the relative humidity

in the space where it will be installed. Maintain humidity levels after installation.

Can the ceiling be installed over embedded radiant-heat coil ceilings?

No. An appreciable loss of heating efficiency will result and the ceiling will not remain stable.

Can a hanging or swag lamp be used with an Armstrong ceiling?

Yes, if supported independently by an existing structural member.

Can a new ceiling be cemented directly over old ceiling tiles?

It's best to remove old tiles first. In many cases, the old ceiling may have deteriorated and an adequate hold cannot be obtained.

What is the minimum overhead distance required for a new suspended ceiling?

Armstrong suspended ceilings require a minimum of 3-in of overhead clearance. Additional height might be required if installing recessed lighting.

Can existing light fixtures be used with a new ceiling?

Yes. Armstrong ceilings are adaptable to standard lighting fixtures.

Will the mineral ceiling sag over time?

No. When sag resistant ceilings are properly installed under the right conditions (no excessive humidity, etc.), they remain level and flat. We recommend using sag/mold/mildew resistant panels or fiberglass panels in areas of high or seasonal humidity; they are not recommended for spaces exposed to continuous moisture, such as shower rooms and swimming pool areas.

Do Armstrong ceilings protect against the spread of fire?

All Armstrong panels, tiles and planks are fire-retardant and meet Class A flame-spread ratings, with the exception of WoodHaven™ planks, which meet class C flame-spread ratings. All products meet residential building codes.

Have questions that we didn't answer?

Contact: ceilings.com or
Techline 1-877-ARMSTRONG (276-7876)

PRODUCT COMPARISON DATA

Armstrong Ceilings Retail	Armstrong Ceilings Commercial	USG Retail	USG Commercial	CertainTeed Commercial
231 Washable White	None	4290 Custom White	None	None
241 SuperTuff™	303 Tundra®	None	5899 Touchstone	None
258 Grenoble™	None	4240 Tivoli	None	None
266 Brighton™	None	1004 Alpine	None	None
269 Sand Pebble™	1752 Georgian™	R4800 Moonscape	4805 Pebbled	BET-154 Baroque
271 Sahara™	1774 Dune™	5221 Majestic	4221 Olympia Micro	SHM-154 Sand Micro
273 Sahara™	1772 Dune™	None	4411 Olympia Micro	SHM-157 Sand Micro
280 Plain White	None	380 Stonehurst	None	None
403 Esprit® Fiberglass	None	209 Tabaret	None	None
410 Random Fissured™	2911 Random Fissured™	None	7053G Premier Hi-Lite	1530-VIN-1 Versatone
915 Textured FIRE GUARD™	895 Fissured FIRE GUARD™	220 Fifth Avenue	586 Fissured	None
922 Fine Fissured™	1729 Fine Fissured™	R2410 Radar	2410 Radar	HHF-197 Fine Fissured
928 Fine Fissured™	1728 Fine Fissured™	None	2210 Radar	HHF-157 Fine Fissured
932 Fine Fissured™	1732 Fine Fissured™	R2220 Radar	2220 Radar	HHF-154 Fine Fissured
933 Random Textured	769A Cortega®	R2310 Radar	2310 Radar	BET-197 Baroque
934 Random Textured	704 Cortega®	R2120 Radar	2120 Radar	BET-154 Baroque
935 Random Textured	770 Cortega®	R2110 Radar	2110 Radar	BET-157 Baroque
942 Textured	755 Fissured	280 Fifth Avenue	562 Fissured	DMRF-197 Directional Fissured
949 Textured	756 Fissured	133 Fifth Avenue	560 Fissured	DMRF-157 Directional Fissured
954 Classic Fine Textured	584 Cirrus® Angled Tegalur	R76775 Luna	76775 Eclipse	CM-454 Cashmere®
972 Lumawash®	672 Kitchen Zone™	R3270 Sheetrock®	R3270 Sheetrock®	1140-CRF-1 Vinylrock
973 Lumawash®	673 Kitchen Zone™	R3260 Sheetrock®	R3260 Sheetrock®	1142-CRF-1 Vinylrock
1201 Raised Panel	8011 Ledges®	None	None	None
9767 Scored	2767 Cortega® Second Look® II	R2742 Radar Illusion	2742 Radar Illusion	BQCL-224 Baroque Customline®
9768 Sahara™ Scored II	2712 Dune™ Second Look®	None	4742 Olympia Micro Illusion	None
9769 Sahara™ Scored I	2711 Dune™ Second Look®	None	None	None

Note: This product comparison list is intended as a guide and is not meant to represent that products within the same category are identical substitutes. Please consult Manufacturer's Catalogs for specific technical data and U.L. designs required.

Brighton, Cirrus, Cortega, Dune, Esprit, Fine Fissured, Fire Guard, Georgian, Grenoble, Kitchen Zone, Ledges, Lumawash, Random Fissured, Sahara, Sand Pebble, Second Look, SuperTuff and Tundra are trademarks or registered trademarks of AWI Licensing LLC and/or its affiliates in the U.S.A. and/or other countries.

All other registered trademarks are property of their respective owners.

PERFORMANCE AND INSTALLATION METHOD GUIDE BY ITEM

Retail Item #	Retail Item Name	Page #	Size (Inches)	Edge Detail	Installation Method**	Fire Class	Sag Resistance	Mold/Mildew Resistance	NRC	CAC	LR	Recycled Material Content
46	Wellington™	37	12 x 12 x 1/2	Square Tongue & Groove	Surface Mount (Direct Apply)	A	standard	standard	—	30	0.76	40%
231	Washable White	38	12 x 12 x 1/2	Beveled Tongue & Groove	Surface Mount (Direct Apply)	A	standard	standard	—	30	0.80	24%
241	SuperTuff™	29	24 x 24 x 5/8	Tegular	Suspended (Drop)	A	superior	superior	0.50	33	0.87	33%
250	Pinehurst™	38	12 x 12 x 1/2	Beveled Tongue & Groove	Surface Mount (Direct Apply)	A	standard	standard	—	30	0.80	24%
258	Grenoble™	38	12 x 12 x 1/2	Beveled Tongue & Groove	Surface Mount (Direct Apply)	A	standard	standard	—	30	0.80	24%
266	Brighton™	29	24 x 24 x 1/2	Tegular	Suspended (Drop)	A	standard	superior	0.45	30	0.86	25%
269	Sand Pebble™	25	24 x 24 x 5/8	Tegular	Suspended (Drop)	A	standard	standard	0.55	30	0.80	41%
271	Sahara™	25	24 x 24 x 5/8	Tegular	Suspended (Drop)	A	superior	superior	0.50	35	0.83	41%
273	Sahara	25	24 x 24 x 5/8	Square	Suspended (Drop)	A	superior	superior	0.50	35	0.83	41%
276	Sahara	25	24 x 24 x 5/8	Tegular	9/16-in Suspended (Drop)	A	superior	superior	0.50	35	0.83	41%
280	Plain White	26	24 x 48 x 1/2	Square	Suspended (Drop)	A	standard	standard	—	30	0.80	24%
297	Grenoble™	31	24 x 48 x 1/2	Square	Suspended (Drop)	A	standard	standard	—	30	0.80	24%
403	Esprit®	34	24 x 48 x 5/8	Square	Suspended (Drop)	A	superior	superior	0.55	—	0.72	82%
410	Sonoflex™ Random Fissured™	34	24 x 48 x 5/8	Square	Suspended (Drop)	A	superior	superior	0.55	—	0.72	82%
416	Sonoflex Etched	34	24 x 48 x 5/8	Square	Suspended (Drop)	A	superior	superior	0.55	—	0.72	82%
480	Country Classic™ Plank	8	6 x 48 x 1/2	Beveled Tongue & Groove	Surface Mount (Direct Apply)	A	standard	standard	—	30	0.80	22%
915*	Textured FIRE GUARD™	31	24 x 48 x 5/8	Square	Suspended (Drop)	A	standard	standard	0.55	35	0.81	38%
922	Fine Fissured™	31	24 x 48 x 5/8	Square	Suspended (Drop)	A	superior	superior	0.55	35	0.85	40%
928	Fine Fissured	29	24 x 24 x 5/8	Square	Suspended (Drop)	A	superior	superior	0.55	33	0.85	40%
932	Fine Fissured	29	24 x 24 x 5/8	Tegular	Suspended (Drop)	A	superior	superior	0.55	35	0.85	40%
933	Random Textured	32	24 x 48 x 5/8	Square	Suspended (Drop)	A	standard	standard	0.55	35	0.82	30%
934	Random Textured	29	24 x 24 x 5/8	Tegular	Suspended (Drop)	A	standard	standard	0.55	33	0.82	30%
935	Random Textured	29	24 x 24 x 5/8	Square	Suspended (Drop)	A	standard	standard	0.55	33	0.82	30%
942	Textured	32	24 x 48 x 5/8	Square	Suspended (Drop)	A	standard	standard	0.55	30	0.80	30%
949	Textured	29	24 x 24 x 5/8	Square	Suspended (Drop)	A	standard	standard	0.55	33	0.81	30%
954	Classic Fine Textured	29	24 x 24 x 3/4	Tegular	Suspended (Drop)	A	superior	superior	0.70	35	0.86	67%
972	Lumawash®	26	24 x 48 x 5/8	Square	Suspended (Drop)	A	superior	superior	—	33	0.89	36%
973	Lumawash	25	24 x 24 x 5/8	Square	Suspended (Drop)	A	superior	superior	—	33	0.89	36%
1138	WoodHaven™ Woven White	4, 7	5 x 84 x 3/8	Beveled Tongue & Groove	Surface Mount (Direct Apply)	C	standard	standard	—	—	—	95%
1139	WoodHaven™ Woven Charcoal Gray	4, 7	5 x 84 x 3/8	Beveled Tongue & Groove	Surface Mount (Direct Apply)	C	standard	standard	—	—	—	95%
1140	WoodHaven™ Classic White	4, 7	5 x 84 x 3/8	Beveled Tongue & Groove	Surface Mount (Direct Apply)	C	standard	standard	—	—	—	95%
1148	WoodHaven Painted White	4, 7	5 x 84 x 3/8	Beveled Tongue & Groove	Surface Mount (Direct Apply)	C	standard	standard	—	—	0.85	95%
1149	WoodHaven Beadboard	4, 7	5 x 84 x 3/8	Beveled Tongue & Groove	Surface Mount (Direct Apply)	C	standard	standard	—	—	0.85	95%
1201	Raised Panel™	22	24 x 24 x 5/8	Tegular	Suspended (Drop)	A	standard	standard	—	30	0.80	52%
1202	Scalloped	22	24 x 24 x 5/8	Tegular	Suspended (Drop)	A	standard	standard	—	30	0.80	52%
1203	Fluted	22	24 x 24 x 5/8	Tegular	Suspended (Drop)	A	standard	standard	—	30	0.80	52%
1205	Single Raised Panel	22	24 x 24 x 5/8	Tegular	Suspended (Drop)	A	standard	standard	—	30	0.80	52%
1206	Tango	22	24 x 24 x 5/8	Tegular	Suspended (Drop)	A	standard	standard	—	30	0.80	52%
1210	Single Raised Panel	22	24 x 24 x 3/4	Tegular	9/16-in Suspended (Drop)	A	standard	standard	—	30	0.80	52%
1231	Brightex™ with AirGuard™	25	24 x 24 x 3/4	Tegular	9/16-in Suspended (Drop)	A	superior	superior	0.65	35	0.90	55%
1240	TinTile™	37	12 x 12 x 1/2	Square Tongue & Groove	Surface Mount (Direct Apply)	A	standard	standard	—	30	0.80	40%
1244	Circles	37	12 x 12 x 1/2	Square Tongue & Groove	Surface Mount (Direct Apply)	A	standard	standard	—	30	0.80	40%
1260	WoodHaven Knotty Pine	4	5 x 84 x 3/8	Beveled Tongue & Groove	Surface Mount (Direct Apply)	C	standard	standard	—	—	—	95%
1261	WoodHaven Natural Maple	4	5 x 84 x 3/8	Beveled Tongue & Groove	Surface Mount (Direct Apply)	C	standard	standard	—	—	—	95%
1262	WoodHaven Classic Maple	4	5 x 84 x 3/8	Beveled Tongue & Groove	Surface Mount (Direct Apply)	C	standard	standard	—	—	—	95%
1263	WoodHaven New Apple	4	5 x 84 x 3/8	Beveled Tongue & Groove	Surface Mount (Direct Apply)	C	standard	standard	—	—	—	95%
1264	WoodHaven Rustic Pine	4	5 x 84 x 3/8	Beveled Tongue & Groove	Surface Mount (Direct Apply)	C	standard	standard	—	—	—	95%
1265	WoodHaven White Wash	4	5 x 84 x 3/8	Beveled Tongue & Groove	Surface Mount (Direct Apply)	C	standard	standard	—	—	—	95%
1268	WoodHaven Natural Cherry	4	5 x 84 x 3/8	Beveled Tongue & Groove	Surface Mount (Direct Apply)	C	standard	standard	—	—	—	95%
1270	Cascade™	22	24 x 24 x 3/4	Tegular	Suspended (Drop)	A	standard	standard	—	30	0.80	25%
1271	WoodHaven Bamboo	4	5 x 84 x 3/8	Beveled Tongue & Groove	Surface Mount (Direct Apply)	C	standard	standard	—	—	—	95%
1273	WoodHaven Weathered	4	5 x 84 x 3/8	Beveled Tongue & Groove	Surface Mount (Direct Apply)	C	standard	standard	—	—	—	95%
1275	WoodHaven Coastal White	4	5 x 84 x 3/8	Beveled Tongue & Groove	Surface Mount (Direct Apply)	C	standard	standard	—	—	—	95%
1276	WoodHaven Driftwood Gray	4	5 x 84 x 3/8	Beveled Tongue & Groove	Surface Mount (Direct Apply)	C	standard	standard	—	—	—	95%
1280BXA	Easy Elegance™ Coffe—White	18	24 x 24 x 2 1/2	Tegular	Suspended (Drop)	A	superior	superior	—	—	0.85	—
1280BLBXA	Easy Elegance Coffe—Black	18	24 x 24 x 2 1/2	Tegular	Suspended (Drop)	A	superior	superior	—	—	—	—
1282BXA	Easy Elegance Coffe—White	18	24 x 24 x 7/10	Tegular	Suspended (Drop)	A	superior	superior	—	—	0.85	—
1282BLBXA	Easy Elegance Coffe—Black	18	24 x 24 x 7/10	Tegular	Suspended (Drop)	A	superior	superior	—	—	—	—
1728BL	Fine Fissured—Black	29	24 x 24 x 5/8	Square	Suspended (Drop)	A	superior	superior	0.55	33	0.06	40%
8008	TinCraft™ Circles	22	24 x 24 x 3/4	Tegular	Suspended (Drop)	A	standard	standard	—	35	0.78	52%
8009	TinCraft Squares	22	24 x 24 x 3/4	Tegular	9/16-in Suspended (Drop)	A	standard	standard	—	35	0.78	52%
9767	Scored	32	24 x 48 x 3/4	Tegular	Suspended (Drop)	A	standard	standard	0.55	35	0.82	29%
9768	Sahara™ Scored II	26	24 x 48 x 3/4	Tegular	Suspended (Drop)	A	superior	superior	0.50	35	0.83	43%
9769	Sahara™ Scored I	26	24 x 48 x 3/4	Tegular	Suspended (Drop)	A	superior	superior	0.50	35	0.83	43%
Various (V)	Metallaire™	12	Various	Square	Suspended (Drop) or Surface Mount (Direct Apply)	A	superior	superior	—	—	—	54%

* Fire Guard™: a fire resistive ceiling when used in applicable UL assemblies

NOTE: Noise reduction coefficient (NRC), ceiling attenuation class (CAC), light reflectance (LR) and flame spread ratings are expressed according to ASTM E 1264 requirements.

** Suspended (Drop) Ceilings install on 15/16-in Prelude® grid unless otherwise specified.

PACKAGING GUIDE BY ITEM

Retail Item #	Retail Item Name	Size (Inches)	Edge Detail	SF Per Ctn	Pcs/Ctn	Lbs/Ctn	Ctns Per Pallet	Layers Per Pallet	Warranty
46	Wellington™	12 x 12 x 1/2	Square Tongue & Groove	40	40	33	48	8	10/30-year
231	Washable White	12 x 12 x 1/2	Beveled Tongue & Groove	40	40	28	48	8	10/30-year
241	SuperTuff™	24 x 24 x 5/8	Tegular	48	12	52	40	10	10/30-year
250	Pinehurst™	12 x 12 x 1/2	Beveled Tongue & Groove	40	40	28	48	8	10/30-year
258	Grenoble™	12 x 12 x 1/2	Beveled Tongue & Groove	40	40	28	48	8	10/30-year
266	Brighton™	24 x 24 x 1/2	Tegular	64	16	43	40	10	1-year
269	Sand Pebble™	24 x 24 x 5/8	Tegular	64	16	43	36	9	10/30-year
271	Sahara™	24 x 24 x 5/8	Tegular	64	16	60	32	9	10/30-year
273	Sahara	24 x 24 x 5/8	Square	64	16	51	32	9	10/30-year
276	Sahara	24 x 24 x 5/8	Tegular	64	16	48	32	8	10/30-year
280	Plain White	24 x 48 x 1/2	Square	64	8	44	44	22	1-year
297	Grenoble	24 x 48 x 1/2	Square	64	8	44	44	22	1-year
403	Esprit®	24 x 48 x 5/8	Square	128	16	22	18	18	10/30-year
410	Sonoflex™ Random Fissured™	24 x 48 x 5/8	Square	128	16	22	18	13	10/30-year
416	Sonoflex Etched	24 x 48 x 5/8	Square	128	16	22	18	9	10/30-year
480	Country Classic™ Plank	6 x 48 x 1/2	Beveled Tongue & Groove	40	20	33	48	16	10/30-year
915	Textured FIRE GUARD™	24 x 48 x 5/8	Square	64	8	71	36	18	1-year
922	Fine Fissured™	24 x 48 x 5/8	Square	64	8	45	36	14	10/30-year
928	Fine Fissured	24 x 24 x 5/8	Square	64	16	45	36	9	10/30-year
932	Fine Fissured	24 x 24 x 5/8	Tegular	64	16	53	36	9	10/30-year
933	Random Textured	24 x 48 x 5/8	Square	80	10	53	30	15	1-year
934	Random Textured	24 x 24 x 5/8	Tegular	64	16	44	36	9	1-year
935	Random Textured	24 x 24 x 5/8	Square	64	16	41	36	9	1-year
942	Textured	24 x 48 x 5/8	Square	80	10	53	30	15	1-year
949	Textured	24 x 24 x 5/8	Square	64	16	41	36	9	1-year
954	Classic Fine Textured	24 x 24 x 3/4	Tegular	48	12	51	36	9	10/30-year
972	Lumawash®	24 x 48 x 5/8	Square	64	8	45	36	18	10/30-year
973	Lumawash	24 x 24 x 5/8	Square	64	16	44	36	9	10/30-year
1138	WoodHaven™ Woven White	5 x 84 x 3/8	Beveled Tongue & Groove	29	10	47	48	6	10-year
1139	WoodHaven™ Woven Charcoal Gray	5 x 84 x 3/8	Beveled Tongue & Groove	29	10	47	48	6	10-year
1140	WoodHaven™ Classic White	5 x 84 x 3/8	Beveled Tongue & Groove	29	10	47	48	6	10-year
1148	WoodHaven Painted White	5 x 84 x 3/8	Beveled Tongue & Groove	29	10	47	48	6	10-year
1149	WoodHaven Beadboard	5 x 84 x 3/8	Beveled Tongue & Groove	29	10	47	48	6	10-year
1190	Easy Up® Tracks	8-ft	—	LF/Per Ctn=160	20	17	24	8	30-year
1191	Easy Up Clips	—	—	—	360	5	39	3	30-year
1201	Raised Panel™	24 x 24 x 5/8	Tegular	24	6	19	36	9	10-year
1202	Scalloped	24 x 24 x 5/8	Tegular	24	6	22	36	9	10-year
1203	Fluted	24 x 24 x 5/8	Tegular	24	6	22	36	9	10-year
1205	Single Raised Panel	24 x 24 x 5/8	Tegular	24	6	22	36	9	10-year
1206	Tango	24 x 24 x 5/8	Tegular	24	6	22	36	9	10-year
1210	Single Raised Panel	24 x 24 x 3/4	Tegular	24	6	22	36	9	10-year
1231	Brightex™ with AirGuard™	24 x 24 x 3/4	Tegular	32	8	35	56	14	10/30-year
1240	TinTile™	12 x 12 x 1/2	Square Tongue & Groove	40	40	33	48	8	10/30-year
1244	Circles	12 x 12 x 1/2	Square Tongue & Groove	40	40	35	48	8	10/30-year
1260	WoodHaven™ Knotty Pine	5 x 84 x 3/8	Beveled Tongue & Groove	29	10	47	48	6	10-year
1261	WoodHaven Natural Maple	5 x 84 x 3/8	Beveled Tongue & Groove	29	10	47	48	6	10-year
1262	WoodHaven Classic Maple	5 x 84 x 3/8	Beveled Tongue & Groove	29	10	47	48	6	10-year
1263	WoodHaven New Apple	5 x 84 x 3/8	Beveled Tongue & Groove	29	10	47	48	6	10-year
1264	WoodHaven Rustic Pine	5 x 84 x 3/8	Beveled Tongue & Groove	29	10	47	48	6	10-year
1265	WoodHaven White Wash	5 x 84 x 3/8	Beveled Tongue & Groove	29	10	47	48	6	10-year
1268	WoodHaven Natural Cherry	5 x 84 x 3/8	Beveled Tongue & Groove	29	10	47	48	6	10-year
1270	Cascade™	24 x 24 x 3/4	Tegular	48	12	37	40	10	1-year
1271	WoodHaven Bamboo	5 x 84 x 3/8	Beveled Tongue & Groove	29	10	47	48	6	10-year
1273	WoodHaven Weathered	5 x 84 x 3/8	Beveled Tongue & Groove	29	10	47	48	6	10-year
1275	WoodHaven Coastal White	5 x 84 x 3/8	Beveled Tongue & Groove	29	10	47	48	6	10-year
1276	WoodHaven Driftwood Gray	5 x 84 x 3/8	Beveled Tongue & Groove	29	10	47	48	6	10-year
1280BXA	Easy Elegance™ Coffe—White	24 x 24 x 2 1/2	Tegular	4	1	Various (V)	V	V	Lifetime
1280LBXA	Easy Elegance Coffe—Black	24 x 24 x 2 1/2	Tegular	4	1	V	V	V	Lifetime
1282BXA	Easy Elegance Coffe—White	24 x 24 x 7/10	Tegular	4	1	V	V	V	Lifetime
1282LBXA	Easy Elegance Coffe—Black	24 x 24 x 7/10	Tegular	4	1	V	V	V	Lifetime
1728BL	Fine Fissured—Black	24 x 24 x 5/8	Square	64	16	52	36	9	10/30-year
8008	TinCraft™ Circles	24 x 24 x 3/4	Tegular	48	12	43	40	10	1-year
8009	TinCraft Squares	24 x 24 x 3/4	Tegular	32	8	59	52	10	1-year
9767	Scored	24 x 48 x 3/4	Tegular	80	10	59	24	12	1-year
9768	Sahara™ Scored II	24 x 48 x 3/4	Tegular	64	8	56	24	12	10/30-year
9769	Sahara™ Scored I	24 x 48 x 3/4	Tegular	64	8	56	24	12	10/30-year
Various (V)	Metallaire™	Various	Square	V	V	V	V	V	Lifetime



1140 WOODHAVEN™ CLASSIC WHITE (WALL)



5424509NLS METALLAIRE™ HAMMERED BORDER—NAIL UP (SURFACE MOUNT), LACQUERED STEEL (CEILING)

If you have ceiling or wall questions, call: **1-877-ARMSTRONG (276-7876)**

NOTE: Due to printing limitations, colors pictured cannot be guaranteed to match actual ceiling and wall materials.

Henry and AcoustiGum are trademarks of W.W. Henry Company or its Affiliates.

All other trademarks are property of AWI Licensing LLC or affiliates, or their respective owners.

©2018 AWI Licensing LLC.

Printed in the United States of America

ceilings.com

COVER PHOTO: 1139 WOODHAVEN™ WOVEN CHARCOAL GRAY (CEILING)

Armstrong®
CEILINGS