

#### Key Features

- Industry Highest Cell Capacity & High Energy
- High voltage response, stable during most of the lifetime of the application
- Reliable Performance
- Child-Safe Markings & Retail Packaging
- Wide operating temperature range (- 20°C / + 60°C)
- Low self-discharge with long operating life (<1% after 1 year of storage at + 20 °C)
- Excellent resistance to corrosion
- Designed to meet all major quality, safety and environment standards:
  - Safety: IEC 60086-4
  - Transport: UN 38.3
  - RoHS and REACH compliance
  - Quality: ISO 9001, Duracell World Class Continuous Program

#### Electrical characteristics

- Nominal capacity (15k Ohm Cont., 2.0 V cut-off) 265 mAh
- Open circuit voltage (at + 20 °C) 3.2 V
- Standard Continuous Discharge Current 0.3 mA
- Maximum Continuous Discharge Current 3 mA
- Maximum Pulse Discharge Current at 1 sec 50 mA
- Nominal Energy 745 mWh
- AC Impedance @ 1kHz 11 Ohm

#### Physical characteristics

- Typical weight 2.92 g (0.10 oz.)
- Li metal content approx. 0.07 g

**DURACELL®**  
BATTERIES

Berkshire Corporate Park  
Bethel, CT. 06801 U.S.A.  
Telephone: Toll-free 1-800-544-5454  
www.duracell.com

Delivered capacity is dependent on the applied load, operating temperature and cut-off voltage. Please refer to the charts and discharge data shown for examples of the energy/service life that the battery will provide for various load conditions.

### Typical applications

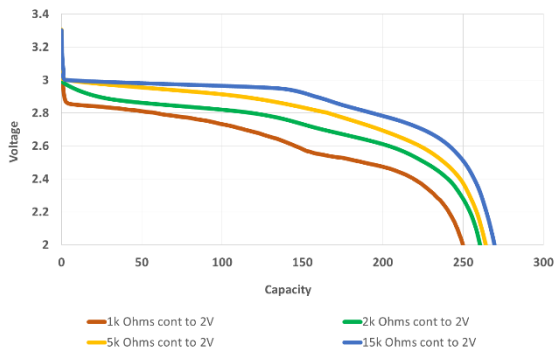
- Medical devices
- Security devices
- Fitness devices
- Watches
- Calculators
- Wireless sensors
- Toys
- Key-Fobs & Trackers

### Operating conditions

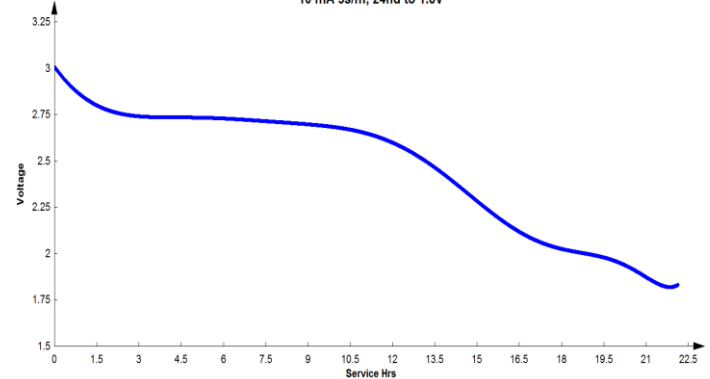
- Operating temperature range -20°C to 60°C  
(-4°F to 140°F)
- Storage temperatures 5°C to 30°C  
Recommended  
(41°F to 86°F)

Delivered capacity is dependent on the applied load, operating temperature and cut-off voltage. Please refer to the charts and discharge data shown for examples of the energy/service life that the battery will provide for various load conditions.

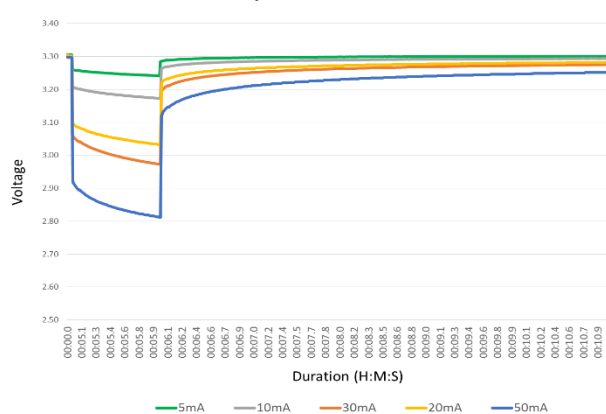
**Continuous Discharge Characteristics**



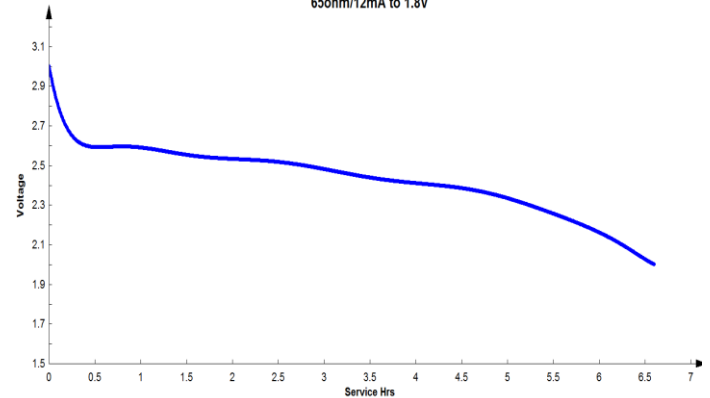
**ANSI Key Fob Test**  
10 mA 5s/m, 24hd to 1.8V



**Impedance Under Load**



**High Resistance Rest**  
65ohm/12mA to 1.8V



#### 60086-4 © IEC:2007 Edition 3.0

Test	Test designation	Observation
A	Altitude	Pass
B	Thermal cycling	Pass
C	Vibration	Pass
D	Shock	Pass
E	External short circuit	Pass
F	Impact	Pass
G	Crush	Pass
H	Forced discharge	Pass
I	Abnormal charging	Pass
J	Free fall	Pass
K	Thermal Abuse	Pass

#### Warning

Fire, explosion and burn hazard

Do not recharge, short circuit, crush, disassemble, heat above 100 °C (212 °F), incinerate, or expose contents to water

#### Warning! Keep batteries away from children!

Always keep your batteries away from children to prevent swallowing. If ingestion does occur, however, be aware that initial symptoms may be similar to other childhood illnesses such as coughing, drooling and discomfort.

#### Storage

The storage area should be clean, cool (preferably not exceeding +30 °C), dry and ventilated

# DURACELL®

BATTERIES

Berkshire Corporate Park  
Bethel, CT. 06801 U.S.A.  
Telephone: Toll-free 1-800-544-5454  
www.duracell.com

Delivered capacity is dependent on the applied load, operating temperature and cut-off voltage. Please refer to the charts and discharge data shown for examples of the energy/service life that the battery will provide for various load conditions.