



Look to the Industry's Leading Manufacturer of Air Tool Accessories and Air Line Controls

Coilhose Pneumatics' success can be attributed to providing unsurpassed quality, superior product design, and outstanding customer service. All of these combined have made us the industry's leader.

We strive to become your number one source for quality air tool accessories and air line controls. Look to Coilhose Pneumatics when you expect quality at every level – from manufacturing and assembly to customer service and delivery.

Worldwide service is provided through our East and West Coast offices and manufacturing facilities, each offering professional customer service personnel, ample inventory, and prompt and accurate delivery.



Coilhose East: East Brunswick, New Jersey Phone: 732.390.8480 Fax: 732.390.9693

Coilhose West: McMinnville, Oregon Phone: 503.434.5964 Fax: 503.472.1989


www.coilhose.com

***Coilhose Pneumatics –
For All Your Pneumatic Accessory Needs***

NEW PRODUCT SHOWCASE

FilterPlug™

Our new patent-pending FilterPlug incorporates the features of an in-line filter directly into the pneumatic connector, or plug. Ideal for pneumatic nailers, sanders, or any tool operating in a dirty, dusty, or sandy environment. This unit provides at-the-tool filtration and reduces tool wear and downtime.



- Sintered-bronze filter element protects and extends tool life.
- Provides at-the-tool filtration without added weight or bulk.
- Available for any 1/4" or 3/8" FPT inlet air tool.
- Available in 1/4" body size in Industrial, ARO, and Automotive Interchanges.
- Available in 3/8" body size in Industrial and Automotive Interchanges.
- Back pressure from tool automatically flushes filter upon tool disconnection.

Description	Model
1/4" ARO Interchange, 1/4" MPT	1401LF
1/4" Industrial Interchange, 1/4" MPT	1501LF
1/4" Automotive Int, 1/4" MPT	1601LF
1/4" ARO Interchange, 3/8" MPT	1403LF
1/4" Industrial Interchange, 3/8" MPT	1503LF
1/4" Automotive Int, 3/8" MPT	1603LF
3/8" Industrial Interchange, 3/8" MPT	5801LF
3/8" Industrial Interchange, 1/4" MPT	5803LF
3/8" Automotive Interchange, 3/8" MPT	5901LF
3/8" Automotive Interchange, 1/4" MPT	5903LF
Filtering Connector Element Kit	ILFC-KIT

All of these models listed above, with the exception of the kit, are also available in blister card display packaging. Add the -DL suffix to specify the part number on ordering.

Economy Regulator Complete with Gauge and Quick Disconnects

Designed for in-line use with small, portable compressors, this unit provides accurate yet cost-effective air regulation. The regulator features a die-cast zinc body and comes complete with dial gauge and 1/4" Industrial or Automotive Interchange coupler and connector.




- Small envelope size.
- Regulates from 5 to 125 PSI, flows 18 CFM at 100 PSI and comes complete with 0-160 PSI dial gauge.
- Features 1/4" FPT inlet and outlet ports; comes complete with either Industrial or Automotive Interchange six-ball coupler and connector.

Description	Model
Regulator w/ 1/4" Industrial Interchange	ER02-15X
Regulator w/ 1/4" Automotive Interchange	ER02-16X

Manifold Coupler / Whip Hose Assembly

This assembly eliminates stress on the main air hose connection point at the compressor. Constructed of heavy-duty components, including 3/8" Flexeel® whip hose and solid brass Flat Hex manifold, this assembly can be connected at the compressor itself or further down the line to branch as many as three air lines.



- Eliminates strain at the main connection point.
- Mounting hole allows attachment to beams.
- Lies flat to avoid tripping hazards.
- Heavy-duty components ensure long service life: Flexeel whip hose, solid-brass Flat Hex manifold, three six-ball couplers.

Description	Model
24" w/ Industrial Int. Couplers	FP0624C-15X_58C
36" w/ Industrial Int. Couplers	FP0636C-15X_58C
48" w/ Industrial Int. Couplers	FP0648C-15X_58C
24" w/ Automotive Int. Couplers	FP0624C-16X_59C
36" w/ Automotive Int. Couplers	FP0636C-16X_59C
48" w/ Automotive Int. Couplers	FP0648C-16X_59C

Note: Default color is blue. Add suffix "TY" for yellow or "TR" for red color choice.

Typhoon® and Typhoon Pro® Adapter for Gun Tips and also Adapter & Tips Kit

This adapter allows our Typhoon Blow Gun to employ a wide array of standard Coilhose Blow Gun Replacement tips, Needle Blow Gun Tips, and Safety Extensions originally designed for use with our 600 and 700 series and our 771 style blow guns. The TYP-TK01 Kit includes: HFN-ADP & 5 Blow Gun Tips: 3 different Needle Tips: SNT-2, SNT-3, & SNT-4 and the Safety Rubber Tip: SAT13 & Standard Rubber Tip: SAT16.

Note: While the use of Safety tips keeps the Typhoon OSHA compliant, Non-safety tips used on the Typhoon via this adapter render the Typhoon Non-Safety while such tips are used.

Description	Model
Typhoon Blow Gun Adapter Only	HFN-ADP
Typhoon Blow Gun Adapter Kit with Tips	TYP-TK01



HFN-ADP



Adapter & Safety Rubber Tip on Typhoon

TYP-TK01 Adapter Kit with Tips (right)



For All Your Pneumatic Accessory Needs • www.coilhose.com
EAST: 19 Kimberly Road, East Brunswick, NJ 08816 • 732.390.8480
WEST: 1730 NE Miller Street, McMinnville, OR 97128 • 503.434.5964

Coilhose Pneumatics New Air Blow-Off Systems

ABO4-12L-01



Single hose blow-off

12" flexible stay put hose allows perfect positioning of air stream

ABO4-12L-02



Double hose blow-off

Two 12" flexible stay put hoses allow perfect positioning of air stream

Both Models Feature:

- High Flow Nozzle
- **Strong Magnetic Base** allows for secure positioning
- **Precision Adjustment Valve** allows for precise control of air flow
- **Industrial Connector** allows for easy connection to any air line with air coupler



For all your pneumatic accessory needs. www.coilhose.com

East: 19 Kimberly Road, East Brunswick, NJ 08816 • 732.390.8480

West: 1730 NE Miller Street, McMinnville, OR 97128 • 503.434.5964

Coilhose Blow Guns with 45° Bent

Extension



600 Series Blow Gun with 45° Bent Extension

24" safety extension with a 45° angle at the end 603-24ST45



Compression fitting holds angle

- 600 Series Blow Gun with tough, zinc die cast body
- Nickel plated for superior corrosion protection and attractive appearance
- Long extension with angle to clean hard to reach areas



Extension can be rotated up to 360° to position tip according to work surface. Compression fitting allows tip to stay in any position.



Typhoon High Volume Blow Gun with 45° Bent Extension

24" safety extension with a 45° angle at the end TYP2524-X45

48" safety extension with a 45° angle at the end TYP2548-X45

Typhoon
Blow Gun


- High volume blow gun with ergonomic design helps to reduce user fatigue
- Variable control trigger for controlled heavy duty blow off or cleanup
- Two choices of extension lengths with 45° angle to deliver a powerful stream of air to hard to reach areas



TYP2524-X45 / Typhoon with 24" extension



Special compression fitting releases to swivel 45° angle end to desired position & locks tip in place



TYP2548-X45 / Typhoon with 48" extension with 45° bent & comfort grip for control

Coilhose Pneumatics • www.coilhose.com • info@coilhose.com
East/Central: 19 Kimberly Road, East Brunswick, NJ 08816 • 732.390.8480
West: 1730 NE Miller Street, McMinnville, OR 97128 • 503.434.5964



NEW PRODUCT SHOWCASE

Economy In-Line Lubricator

This lightweight zinc and polycarbonate lubricator is designed to be installed at the tool, to deliver lubrication directly to the tool itself rather than to the hose.

- For intermittent use on piston-driven tools, such as nailers and staplers.
- Protects air tools by providing a continuous level of lubrication directly to the tool.
- Clear polycarbonate bowl allows users to easily monitor oil level.
- Lightweight and compact.

Description	Model
1/4" NPT In-Line Lubricator	40024
1/4" NPT In-Line Lubricator, Display	40024-DL



Safety Rubber Tip / Ready-to-Use on Four Blow Gun Styles

Our new patent-pending Safety Rubber Tip combines OSHA compliance with a non-marring material, resulting in a tip which meets or exceeds OSHA standards but is still safe to use around delicate or finished surfaces.

- OSHA Compliant.
- Non-marring; safe for use around molds and other delicate surfaces.
- For fine woodworking, molds and automotive or industrial finishing.



Description	Model
Safety Rubber Tip only	ST16
Safety Rubber Tip, Display	ST16-DL
600 Series Blow Gun w/ Safety Rubber Tip	600-SR
700 Series Blow Gun w/ Safety Rubber Tip	700-SR
In-Line Blow Gun w/ Safety Rubber Tip	640-SR
771 Series Blow Gun w/ Safety Rubber Tip	771-SR

Air Bullet Blow Gun

This unique push-to-activate blow gun easily blows out lines, pipes, tubes, and other hard-to-reach areas. Can also be used as a standard blow gun by pulling back on the knurled nozzle; air flow stops when user pulls the gun away and/or knurled nozzle slides back into place.



- Unique design ideal for flushing out fluid lines or tubes.
- Brass construction; rubber conical tip; standard 1/4 FPT in-port.

Description	Model
Air Bullet Blow Gun	812
Air Bullet Blow Gun, Display	812-DL
Air Bullet Blow Gun, 12" Ext, Display	812-12-PB
Air Bullet Blow Gun, 24" Ext, Display	812-24-PB
Air Bullet Blow Gun, 36" Ext, Display	812-36-PB

WARNING:

User should exercise caution when using compressed air to blow out any line.

Air Tank Valve

This easy-to-operate valve opens easily to drain any water in the tank. An all-brass construction prevents rust, and factory applied thread sealant enables quick and easy installation.



Description	Model
1/8" MPT Air Tank Valve	DV02
1/4" MPT Air Tank Valve	DV04

- Knurled knob makes opening and closing the valve easy.
- Low-profile design lessens chance of snagging clothing or equipment.

For All Your Pneumatic Accessory Needs • www.coilhose.com
 EAST: 19 Kimberly Road, East Brunswick, NJ 08816 • 732.390.8480
 WEST: 1730 NE Miller Street, McMinnville, OR 97128 • 503.434.5964

COILHOSE CANNON®

extreme high volume blow gun



COILHOSE CANNON WITH SAFETY NOZZLE

2" Extension Model	9000-S
24" Extension Model	9000-24S
48" Extension Model.....	9000-48S

Application

ANYONE WITH AN AMPLE AIR SUPPLY (TOW-BEHIND COMPRESSOR FOR MOBILE APPLICATIONS OR LARGE CAPACITY COMPRESSOR FOUND IN PLANTS) AND HAS A NEED TO MOVE HEAVY / STUBBORN DEBRIS. GEARED FOR, BUT NOT LIMITED TO OUTDOOR USE.

CANNON'S SAFETY NOZZLE:

SPECIALLY ENGINEERED NOZZLE DELIVERS A CONCENTRATED FORCE TO A SMALLER SPECIFIC AREA EFFICIENTLY

Operation / Performance

AIR CONSUMPTION EQUALS 135 CFM AT 100 PSI.

*Both models
of the Coilhose
Cannon have
this in common!*



• Extreme Ease Trigger™ SPECIALIZED POWER ASSISTED TRIGGER REQUIRES MINIMAL FORCE TO ACTUATE.

- MATERIALS: DIE CAST ALUMINUM, MACHINED BRASS, ALUMINUM AND STAINLESS STEEL.
- 3/4" FEMALE INLET.
- RECOMMENDED INLET PRESSURE OF AT LEAST 90 PSI AND A HOSE I.D. OF AT LEAST 1/2".
- CONFORMS TO OSHA STANDARDS.



COILHOSE CANNON WITH MULTI-JET NOZZLE

9000-MJ BLOW GUN NOZZLE:

MULTI-JET NOZZLE DELIVERS AIR USING THE COANDA EFFECT, GENERATING A LARGE AMOUNT OF VOLUME AND THRUST OVER A LARGER TARGETED AREA EFFICIENTLY

2" Extension Model	9000-MJ
24" Extension Model	9000-24MJ
48" Extension Model	9000-48MJ

Application

ANYONE WITH AN AMPLE AIR SUPPLY (TOW-BEHIND COMPRESSOR FOR MOBILE APPLICATIONS OR LARGE CAPACITY COMPRESSOR FOUND IN PLANTS) AND HAS A NEED TO MOVE HEAVY / STUBBORN DEBRIS. ALSO SUITABLE FOR CLEANING SEVERAL SMALL ORIFICES OR INDENTATIONS RAPIDLY. GEARED FOR, BUT NOT LIMITED TO INDOOR USE.

Operation / Performance

AIR CONSUMPTION EQUALS 120 CFM AT 100 PSI.

EXTREME CONSTRUCTION
accessories™



*Manufacturer of quality pneumatic
accessories since 1969.*

FLEXFEEL DURAWHIP™

polyurethane jackhammer whip hose



Ideal for:

- Air Saws
- Rock Drills
- Jackhammers
- Needle Scalers
- Chipping Hammers
- and other large pneumatic tools

*Using a whip hose will prolong the life of your feeder hose and fittings! **



VIBRATION-RESISTANT SWIVEL FITTINGS:

prevent hose from twisting and kinking

STEEL SPRING BEND-RESTRICTORS:

gives 180° radius bend with no kinking

POLYURETHANE HOSE MATERIAL:

abrasion resistant; oil & grease resistant

* FOR USE BETWEEN JACKHAMMER HOSE AND PNEUMATIC TOOL. MAX PRESSURE @ 70° F IS 200 PSI.

POLYURETHANE'S ADVANTAGES

Hi Viz
Construxion
Orange™ Color



- ✓ Polyurethane is more flexible than rubber hoses = greater tool maneuverability in as low as - 40°F
- ✓ Polyurethane outlasts rubber hoses = saving you \$\$\$
- ✓ Polyurethane is lighter than rubber = less operator fatigue

All are available with 1/2" I.D. hose.

PFD068.....	6', 1/2" MPT swivel
PFD068-UC.....	6', 1/2" MPT swv x universal coupling
PFD068-78.....	6', 1/2" MPT swv x 7/8-24 UNS swv
PFD068-78-UC.....	6', 7/8-24 UNS swv x universal coupling
PFD108.....	10', 1/2" MPT swivel
PFD108-UC.....	10', 1/2" MPT swv x universal coupling
PFD108-78.....	10', 1/2" MPT swv x 7/8-24 UNS swv
PFD108-78-UC.....	10', 7/8-24 UNS swv x universal coupling

TYPHOON EVICTOR™

extreme cleaning for drilled holes

Ideal for: Cleaning holes in concrete, brick or CMU before adhering rebar, threaded rod or anchor.*



EXTREME EVICT TIP™
pull debris out the top of the hole

ENLARGED DETAIL
OF EXTREME
EVICT TIP™

EXTREME CONSTRUCTION
accessories



Manufacturer of quality pneumatic accessories since 1969.

TYP2501-24HN 1/4" Typhoon Evictor, 24" Ext

* APPROPRIATE SAFETY PROTECTION SHOULD BE WORN WHILE OPERATING ANY BLOW GUN. MAX INLET PRESSURE = 150 PSI.

Couplers and Connectors

Interchange	Body Size	Description	Model
ARO	1/4"	1/4" FPT Coupler	140-DL
ARO	1/4"	1/4" MPT Connector	1401-DL
ARO	1/4"	1/4" FPT Connector	1402-DL
ARO	1/4"	1/4" MPT Coupler	142-DL
Industrial	1/4"	1/4" Coupler FPT / 1/4" Connector MPT Set	150-1-DL
Industrial	1/4"	1/4" Coupler FPT / 1/4" Conn. MPT / 1/4" Conn. FPT Set	150-2-DL
Industrial	1/4"	1/4" FPT Coupler	150-DL
Industrial	1/4"	1/4" MPT Connector	1501-DL
Industrial	1/4"	1/4" FPT Connector	1502-DL
Industrial	1/4"	1/4" MPT Coupler	152-DL
Industrial	1/4"	3/8" MPT Coupler	155-DL
Industrial	3/8"	3/8" FPT Coupler	580-DL
Industrial	3/8"	3/8" MPT Connector	5801-DL
Industrial	3/8"	3/8" FPT Connector	5802-DL
Industrial	3/8"	3/8" MPT Coupler	581-DL
Automotive	1/4"	1/4" Coupler FPT / 1/4" Connector MPT Set	160-1-DL
Automotive	1/4"	1/4" Coupler FPT / 1/4" Conn. MPT / 1/4" Conn. FPT Set	160-2-DL
Automotive	1/4"	1/4" FPT Coupler	160-DL
Automotive	1/4"	1/4" MPT Connector	1601-DL
Automotive	1/4"	1/4" FPT Connector	1602-DL
Automotive	1/4"	1/4" MPT Coupler	162-DL
Automotive	3/8"	3/8" FPT Coupler	590-DL
Automotive	3/8"	3/8" MPT Connector	5901-DL
Automotive	3/8"	3/8" FPT Connector	5902-DL
Automotive	3/8"	1/4" MPT Connector	5903-DL
Automotive	3/8"	3/8" MPT Coupler	591-DL
Automotive	3/8"	1/4" MPT Coupler	593-DL
Lincoln	1/4"	1/4" FPT Coupler	170-DL
Lincoln	1/4"	1/4" MPT Connector	1701-DL
Lincoln	1/4"	1/4" FPT Connector	1702-DL

Filters, Regulators & Lubricators

Description	Model
Filters:	
1/4" Heavy Duty Filter	8822-CS
3/8" Heavy Duty Filter	8823-CS
1/8" Mini Filter	MF1-CS
1/4" Mini Filter	MF2-CS
Regulators:	
1/4" Adjustable In-Line Regulator	4214-ADJ-DL
1/4" Heavy Duty Reg. w/ Gauge	8802G-CS
3/8" Heavy Duty Reg. w/ Gauge	8803G-CS
1/8" Mini Regulator w/ Gauge	MR1-G-CS
1/4" Mini Regulator 125 PSI	MR2-DL
Lubricators:	
1/4" In-Line Lubricator	40014-DL
3/8" In-Line Lubricator	40038-DL
1/4" Heavy Duty Lubricator	8842-CS
3/8" Heavy Duty Lubricator	8843-CS
1/8" Mini Lubricator	ML1-CS
1/4" Mini Lubricator	ML2-CS
Filter / Regulator:	
3/8" Mini Integral F/R w/ Gauge	MFC1-G-CS
1/4" Mini Integral F/R w/ Gauge	MFC2-G-CS

Hose

Description	Model
General Purpose Hose Assembly 3/8" x 25' Reusable Fitting	H38025R-DL
General Purpose Hose Assembly 3/8" x 25' Reusable Fitting with Coupler/Connector	H38025RZ-DL
General Purpose Hose Assembly 3/8" x 50' Reusable Fitting	H38050R-DL
General Purpose Hose Assembly 3/8" x 50' Reusable Fitting with Coupler/Connector	H38050RZ-DL
Thermoplastic Assembly 3/8" x 25' with Fitting	TP6025-DL
Thermoplastic Assembly 3/8" x 25' with Fitting with Coupler/Connector	TP6025Z-DL
Thermoplastic Assembly 3/8" x 50' with Fitting	TP6050-DL
Thermoplastic Assembly 3/8" x 50' with Fitting with Coupler/Connector	TP6050Z-DL

Brass Fittings

Description	Model
1/4" Hose ID x 1/4" MPT Hose Barb	B0404-DL
3/8" Hose ID x 3/8" MPT Hose Barb	B0606-DL
1/4" ID Hose Splicer	BS04-DL
3/8" ID Hose Splicer	BS06-DL
Brass Ball Foot Chuck 1/4" FPT	CH10-DL
Hex Nipple 3/8" MPT x 3/8" MPT	H0606-DL
3/8" MPT x 2" Brass Long Nipple	NLC06-DL
Reus. 3/8" ID x 5/8" OD 3/8" MPT	RM061006-DL
Reus. 3/8" ID x 11/16" OD 3/8" MPT	RM061106-DL
Reus. Splicer 3/8" ID x 5/8" OD	RS0610-DL
Reus. Splicer 3/8" ID x 11/16" OD	RS0611-DL
Brass Tee 3/8" FPT	T006-DL

Blow Guns

Description	Model
Safety Blow Gun	600S-DL
Tamperproof Safety Blow Gun	600ST-DL
In Line Blow Gun with Safety Tip	640S-DL
In Line Blow Gun with Rubber Tip	641-DL

Gauges

Description	Model
1 1/2" Dial Gauge with 1/8" Back Mount (0-160 PSI)	26G-160-DL
2" Dial Gauge with 1/4" Back Mount (0-160 PSI)	8800-160-DL



Many more Coilhose products are available in display packaging. Please contact our factory for items not listed on this page.

For All Your Pneumatic Accessory Needs • www.coilhose.com
 EAST: 19 Kimberly Road, East Brunswick, NJ 08816 • 732.390.8480
 WEST: 1730 NE Miller Street, McMinnville, OR 97128 • 503.434.5964



Nylon Air Hose



BENEFITS

- ◆ Heavy duty brass fittings assure longer service life in rugged industrial environments.
- ◆ High quality Nylon 11 formulation resists moisture absorption, making it the superior nylon tubing choice for most applications.

This lightweight, permanently-coiled hose is manufactured from tough, abrasion-resistant Nylon 11 and designed to withstand temperatures between -60° F and +200° F. Each assembly is supplied with durable brass compression fittings, tube inserts and hose ferrules. Spring guards for additional strain relief are also provided on all assemblies, except 3/4".

Specifications

Model	Tube I.D.	Tube O.D.	Wall Thickness	Working Pressure at 70° F	Nominal Coil O.D.	Retracted Length	Recommended Working Length	Nominal Weight 25'	Standard Color
N18-25	1/8"	.182/.189	.029+/- .003	315 PSI	1 1/2"	14 3/8"	22'	4 oz.	Blue
N316-25	3/16"	.247/.253	.031+/- .003	230 PSI	2 7/8"	9 1/2"	22'	8 oz.	Yellow
N14-25	1/4"	.305/.313	.033+/- .003	185 PSI	3 1/2"	10 1/2"	22'	10 oz.	Yellow
N516-25	5/16"	.369/.377	.037+/- .003	175 PSI	4 5/8"	10 1/2"	22'	12 oz.	Yellow
N38-25	3/8"	.465/.475	.045+/- .003	165 PSI	5 5/8"	10 1/4"	21'	16 oz.	Yellow
N12-25	1/2"	.620/.630	.062+/- .003	170 PSI	9"	9"	18'	30 oz.	Yellow
N34-25	3/4"	.878/.886	.066+/- .003	120 PSI	12 1/2"	9"	17'	34 oz.	Yellow

Color Options:

1/8" I.D. is available in blue only. All other hoses are available in yellow (standard) or red (add suffix "R" to end of Model Number).

Ordering Information:

I.D.	Length	Fitting	Model
1/8"	5'	1/8" 2 Swivel	N18-5B
1/8"	10'	1/8" 2 Swivel	N18-10B
1/8"	15'	1/8" 2 Swivel	N18-15B
1/8"	20'	1/8" 2 Swivel	N18-20B
1/8"	25'	1/8" 2 Swivel	N18-25B
1/8"	50'	none	N18-50
1/8"	50'	1/8" 2 Swivel	N18-50B
3/16"	12'	1/4" 2 Rigid	N316-12
3/16"	12'	1/4" 1 Swivel/1 Rigid	N316-12A
3/16"	12'	1/4" 2 Swivel	N316-12B
3/16"	12'	1/4" Pigtail	N316-12C
3/16"	17'	1/4" 2 Rigid	N316-17
3/16"	17'	1/4" 1 Swivel/1 Rigid	N316-17A
3/16"	17'	1/4" 2 Swivel	N316-17B
3/16"	17'	1/4" Pigtail	N316-17C
3/16"	25'	1/4" 2 Rigid	N316-25
3/16"	25'	1/4" 1 Swivel/1 Rigid	N316-25A
3/16"	25'	1/4" 2 Swivel	N316-25B
3/16"	25'	1/4" Pigtail	N316-25C
3/16"	50'	1/4" 2 Rigid	N316-50
3/16"	50'	1/4" 1 Swivel/1 Rigid	N316-50A
3/16"	50'	1/4" 2 Swivel	N316-50B
3/16"	50'	1/4" Pigtail	N316-50C
3/16"	100'	none	N316-100
1/4"	12'	1/4" 2 Rigid	N14-12
1/4"	12'	1/4" 1 Swivel/1 Rigid	N14-12A
1/4"	12'	1/4" 2 Swivel	N14-12B
1/4"	12'	1/4" Pigtail	N14-12C
1/4"	17'	1/4" 2 Rigid	N14-17
1/4"	17'	1/4" 1 Swivel/1 Rigid	N14-17A
1/4"	17'	1/4" 2 Swivel	N14-17B
1/4"	17'	1/4" Pigtail	N14-17C
1/4"	25'	1/4" 2 Rigid	N14-25
1/4"	25'	1/4" 1 Swivel/1 Rigid	N14-25A
1/4"	25'	1/4" 2 Swivel	N14-25B
1/4"	25'	1/4" Pigtail	N14-25C
1/4"	50'	1/4" 2 Rigid	N14-50
1/4"	50'	1/4" 1 Swivel/1 Rigid	N14-50A
1/4"	50'	1/4" 2 Swivel	N14-50B
1/4"	50'	1/4" Pigtail	N14-50C
1/4"	100'	None	N14-100

I.D.	Length	Fitting	Model
5/16"	12'	1/4" 2 Rigid	N516-12
5/16"	12'	1/4" 1 Swivel/1 Rigid	N516-12A
5/16"	12'	1/4" 2 Swivel	N516-12B
5/16"	12'	1/4" Pigtail	N516-12C
5/16"	17'	1/4" 2 Rigid	N516-17
5/16"	17'	1/4" 1 Swivel/1 Rigid	N516-17A
5/16"	17'	1/4" 2 Swivel	N516-17B
5/16"	17'	1/4" Pigtail	N516-17C
5/16"	25'	1/4" 2 Rigid	N516-25
5/16"	25'	1/4" 1 Swivel/1 Rigid	N516-25A
5/16"	25'	1/4" 2 Swivel	N516-25B
5/16"	25'	1/4" Pigtail	N516-25C
5/16"	50'	1/4" 2 Rigid	N516-50
5/16"	50'	1/4" 1 Swivel/1 Rigid	N516-50A
5/16"	50'	1/4" 2 Swivel	N516-50B
5/16"	50'	1/4" Pigtail	N516-50C
5/16"	100'	none	N516-100
3/8"	12'	3/8" 2 Rigid	N38-12
3/8"	12'	1/4" 2 Rigid	N38-12A
3/8"	12'	1/4" 1 Swivel/1 Rigid	N38-12A
3/8"	12'	1/4" 2 Swivel	N38-12A
3/8"	12'	3/8" 1 Swivel/1 Rigid	N38-12A
3/8"	12'	3/8" 2 Swivel	N38-12B
3/8"	12'	3/8" Pigtail	N38-12C
3/8"	17'	3/8" 2 Rigid	N38-17
3/8"	17'	1/4" 2 Rigid	N38-17A
3/8"	17'	1/4" 1 Swivel/1 Rigid	N38-17A
3/8"	17'	1/4" 2 Swivel	N38-17A
3/8"	17'	3/8" 1 Swivel/1 Rigid	N38-17A
3/8"	17'	3/8" 2 Swivel	N38-17B
3/8"	17'	3/8" Pigtail	N38-17C
3/8"	25'	3/8" 2 Rigid	N38-25
3/8"	25'	1/4" 2 Rigid	N38-25A
3/8"	25'	1/4" 1 Swivel/1 Rigid	N38-25A
3/8"	25'	1/4" 2 Swivel	N38-25A
3/8"	25'	3/8" 1 Swivel/1 Rigid	N38-25A
3/8"	25'	3/8" 2 Swivel	N38-25B
3/8"	25'	3/8" Pigtail	N38-25C
3/8"	50'	3/8" 2 Rigid	N38-50
3/8"	50'	1/4" 2 Rigid	N38-50A
3/8"	50'	1/4" 1 Swivel/1 Rigid	N38-50A
3/8"	50'	1/4" 2 Swivel	N38-50A
3/8"	50'	3/8" 1 Swivel/1 Rigid	N38-50A
3/8"	50'	3/8" 2 Swivel	N38-50B
3/8"	50'	3/8" Pigtail	N38-50C
3/8"	100'	none	N38-100

I.D.	Length	Fitting	Model
1/2"	12'	1/2" 2 Rigid	N12-12
1/2"	12'	1/2" 1 Swivel/1 Rigid	N12-12A
1/2"	12'	1/2" 2 Swivel	N12-12B
1/2"	17'	1/2" 2 Rigid	N12-17
1/2"	17'	1/2" 1 Swivel/1 Rigid	N12-17A
1/2"	17'	1/2" 2 Swivel	N12-17B
1/2"	25'	1/2" 2 Rigid	N12-25
1/2"	25'	1/2" 1 Swivel/1 Rigid	N12-25A
1/2"	25'	1/2" 2 Swivel	N12-25B
1/2"	50'	1/2" 2 Rigid	N12-50
1/2"	50'	1/2" 1 Swivel/1 Rigid	N12-50A
1/2"	50'	1/2" 2 Swivel	N12-50B
1/2"	100'	none	N12-100
3/4"	12'	3/4" 2 Rigid	N34-12
3/4"	12'	3/4" 1 Swivel/1 Rigid	N34-12A
3/4"	12'	3/4" 2 Swivel	N34-12B
3/4"	17'	3/4" 2 Rigid	N34-17
3/4"	17'	3/4" 1 Swivel/1 Rigid	N34-17A
3/4"	17'	3/4" 2 Swivel	N34-17B
3/4"	25'	3/4" 2 Rigid	N34-25
3/4"	25'	3/4" 1 Swivel/1 Rigid	N34-25A
3/4"	25'	3/4" 2 Swivel	N34-25B
3/4"	50'	3/4" 2 Rigid	N34-50
3/4"	50'	3/4" 1 Swivel/1 Rigid	N34-50A
3/4"	50'	3/4" 2 Swivel	N34-50B
3/4"	100'	none	N34-100


NOTE: For impact tool applications, we strongly recommend the use of a rigid fitting at the working (tool) end to assure a safer and more durable connection.

Pigtail Assemblies available on page 21.

Fittings available on pages 8 and 9.

STOWAWAY™ Heavy Duty Nylon Air Hose

Stowaway Heavy Duty Nylon Air Hose features extra heavy wall thickness to meet the requirements of the most demanding applications. Heavy walls provide additional protection against oil, grease, gasoline and abrasion as well as increased working pressure. Available in Blue.



Ordering Information:

APPLICATIONS

Air Hoists, Construction Sites,
Heavy Duty Tools, Chippers,
Cement Plants,
Truck Maintenance & Repairs,
Mining Operations and
Moving Cylinders.

NOTE: For impact tool applications, we strongly recommend the use of a rigid fitting at the working (tool) end to assure a safer and more durable connection.

I.D.	Length	Fitting	Model
1/4"	12'	1/4" 2 Rigid	S14-12
1/4"	12'	1/4" 1 Swivel/1 Rigid	S14-12A
1/4"	12'	1/4" 2 Swivel	S14-12B
1/4"	12'	1/4" Pigtail	S14-12C
1/4"	17'	1/4" 2 Rigid	S14-17
1/4"	17'	1/4" 1 Swivel/1 Rigid	S14-17A
1/4"	17'	1/4" 2 Swivel	S14-17B
1/4"	17'	1/4" Pigtail	S14-17C
1/4"	25'	1/4" 2 Rigid	S14-25
1/4"	25'	1/4" 1 Swivel/1 Rigid	S14-25A
1/4"	25'	1/4" 2 Swivel	S14-25B
1/4"	25'	1/4" Pigtail	S14-25C
1/4"	50'	1/4" 2 Rigid	S14-50
1/4"	50'	1/4" 1 Swivel/1 Rigid	S14-50A
1/4"	50'	1/4" 2 Swivel	S14-50B
1/4"	50'	1/4" Pigtail	S14-50C
1/4"	100'	none	S14-100

I.D.	Length	Fitting	Model
3/8"	12'	3/8" 2 Rigid	S38-12
3/8"	12'	1/4" 2 Rigid	S38-12A
3/8"	12'	1/4" 1 Swivel/1 Rigid	S38-124A
3/8"	12'	1/4" 2 Swivel	S38-124B
3/8"	12'	3/8" 1 Swivel/1 Rigid	S38-12A
3/8"	12'	3/8" 2 Swivel	S38-12B
3/8"	12'	3/8" Pigtail	S38-12C
3/8"	17'	3/8" 2 Rigid	S38-17
3/8"	17'	1/4" 2 Rigid	S38-17A
3/8"	17'	1/4" 1 Swivel/1 Rigid	S38-174A
3/8"	17'	1/4" 2 Swivel	S38-174B
3/8"	17'	3/8" 1 Swivel/1 Rigid	S38-17A
3/8"	17'	3/8" 2 Swivel	S38-17B
3/8"	17'	3/8" Pigtail	S38-17C
3/8"	25'	3/8" 2 Rigid	S38-25
3/8"	25'	1/4" 2 Rigid	S38-25A
3/8"	25'	1/4" 1 Swivel/1 Rigid	S38-254A
3/8"	25'	1/4" 2 Swivel	S38-254B
3/8"	25'	3/8" 1 Swivel/1 Rigid	S38-25A
3/8"	25'	3/8" 2 Swivel	S38-25B
3/8"	25'	3/8" Pigtail	S38-25C
3/8"	50'	3/8" 2 Rigid	S38-50
3/8"	50'	1/4" 2 Rigid	S38-50A
3/8"	50'	1/4" 1 Swivel/1 Rigid	S38-504A
3/8"	50'	1/4" 2 Swivel	S38-504B
3/8"	50'	3/8" 1 Swivel/1 Rigid	S38-50A
3/8"	50'	3/8" 2 Swivel	S38-50B
3/8"	50'	3/8" Pigtail	S38-50C
3/8"	100'	none	S38-100

Specifications

Model	Tube I.D.	Tube O.D.	Wall Thickness	Working Pressure at 70° F	Nominal Coil O.D.	Retracted Length	Recommended Working Length	Nominal Weight 25'	Standard Color
S14-25	1/4"	.309/.315	.038+/- .003	220 PSI	3 1/2"	10 1/2"	22'	13 oz.	Blue
S38-25	3/8"	.495/.505	.062+/- .004	230 PSI	5 5/8"	10 1/4"	21'	20 oz.	Blue

SLIMCOIL™ Nylon Air Hose

Slimcoil Nylon Air Hose is made with a smaller coil diameter for use where space is limited or a higher degree of retractability is required. Available in Yellow.

BENEFITS

- ◆ Heavy duty brass fittings assure longer service life in rugged industrial environments.
- ◆ Helps meet increasingly stringent OSHA requirements.
- ◆ Eliminates possibility of tripping or tangling due to hoses being sprawled or dragged across work area.

Specifications

Model	Tube I.D.	Tube O.D.	Wall Thickness	Working Pressure at 70° F	Nominal Coil O.D.	Retracted Length	Recommended Working Length	Nominal Weight 25'	Standard Color
N0425	1/4"	.305/.313	.033+/- .003	185 PSI	2 7/8"	12"	22'	10 oz.	Yellow

NOTE: For impact tool applications, we strongly recommend the use of a rigid fitting at the working (tool) end to assure a safer and more durable connection.



Ordering Information:

I.D.	Length	Fitting	Model
1/4"	12'	1/4" 2 Rigid	N0412
1/4"	12'	1/4" 1 Swivel/1 Rigid	N0412A
1/4"	12'	1/4" 2 Swivel	N0412B
1/4"	12'	1/4" Pigtail	N0412C
1/4"	17'	1/4" 2 Rigid	N0417
1/4"	17'	1/4" 1 Swivel/1 Rigid	N0417A
1/4"	17'	1/4" 2 Swivel	N0417B
1/4"	17'	1/4" Pigtail	N0417C
1/4"	25'	1/4" 2 Rigid	N0425
1/4"	25'	1/4" 1 Swivel/1 Rigid	N0425A
1/4"	25'	1/4" 2 Swivel	N0425B
1/4"	25'	1/4" Pigtail	N0425C
1/4"	50'	1/4" 2 Rigid	N0450
1/4"	50'	1/4" 1 Swivel/1 Rigid	N0450A
1/4"	50'	1/4" 2 Swivel	N0450B
1/4"	50'	1/4" Pigtail	N0450C
1/4"	100'	none	N04100



Twin Bonded Nylon Air Hose



Twin Bonded Self-Storing Nylon Air Hose provides an efficient way to service applications that require air and fluid transport or air and an exhaust return. The intermittent bond allows fittings to be installed without damaging the individual tubes. One yellow tube and one natural colored tube simplify tube identification. Cut-to-length coils are supplied with swivel fittings that have a pre-applied thread sealant. They are also available in 50' bulk coils without fittings.

Ordering Information:

Length	Hose I.D.	MPT Fitting	Model
12'	1/8" x 1/8"	1/8" x 1/8" Swivel	N18Y-N18N-12B
25'	1/8" x 1/8"	1/8" x 1/8" Swivel	N18Y-N18N-25B
50'	1/8" x 1/8"	none	N18Y-N18N-50
12'	3/16" x 3/16"	1/4" x 1/4" Swivel	N316Y-N316N-12B
25'	3/16" x 3/16"	1/4" x 1/4" Swivel	N316Y-N316N-25B
50'	3/16" x 3/16"	none	N316Y-N316N-50
12'	1/4" x 1/4"	1/4" x 1/4" Swivel	N14Y-N14N-12B
25'	1/4" x 1/4"	1/4" x 1/4" Swivel	N14Y-N14N-25B
50'	1/4" x 1/4"	none	N14Y-N14N-50
12'	5/16" x 5/16"	1/4" x 1/4" Swivel	N516Y-N516N-12B
25'	5/16" x 5/16"	1/4" x 1/4" Swivel	N516Y-N516N-25B
50'	5/16" x 5/16"	none	N516Y-N516N-50
12'	3/8" x 3/8"	3/8" x 3/8" Swivel	N38Y-N38N-12B
25'	3/8" x 3/8"	3/8" x 3/8" Swivel	N38Y-N38N-25B
50'	3/8" x 3/8"	none	N38Y-N38N-50
12'	1/2" x 1/2"	1/2" x 1/2" Swivel	N12Y-N12N-12B
25'	1/2" x 1/2"	1/2" x 1/2" Swivel	N12Y-N12N-25B
50'	1/2" x 1/2"	none	N12Y-N12N-50
50'	1/2" x 5/16"	1/2" x 1/4" Swivel	N12Y-N516N-50B
50'	1/2" x 5/16"	none	N12Y-N516N-50
50'	3/4" x 5/16"	3/4" x 1/4" Swivel	N34Y-N516N-50B
50'	3/4" x 5/16"	none	N34Y-N516N-50

FEATURES

- ◆ Excellent for use on overhead cranes.
- ◆ Colored tubes simplify identification.
- ◆ Swivel fittings come with factory applied thread sealant.
- ◆ Natural colored tube allows visual verification of fluid movement.

NOTE: For impact tool applications, we strongly recommend the use of a rigid fitting at the working (tool) end to assure a safer and more durable connection.

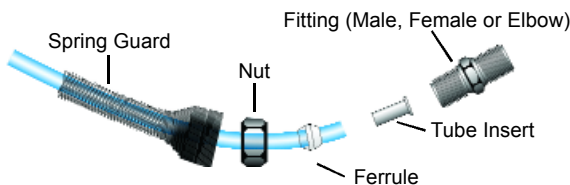
Nylon Hose Fittings

Repair Kit

Hose I.D.	Fitting Type	Model
1/8"	1/8" Rigid (Male)	RK082
1/8"	1/8" Swivel (Male)	RK083
3/16"	1/4" Rigid (Male)	RK085
3/16"	1/4" Swivel (Male)	RK086
1/4"	1/4" Rigid (Male)	RK090
1/4"	1/4" Swivel (Male)	RK092
5/16"	1/4" Rigid (Male)	RK096
5/16"	1/4" Swivel (Male)	RK098
3/8"	1/4" Rigid (Male)	RK100
3/8"	3/8" Rigid (Male)	RK110
3/8"	3/8" Swivel (Male)	RK112
3/8"	1/4" Swivel (Male)	RK114
1/2"	1/2" Rigid (Male)	RK118
1/2"	1/2" Swivel (Male)	RK119


NOTE: Repair Kit is only supplied with parts for one tube end.

Repair Kit Includes



Reusable Fittings


Hose I.D.	Fitting Type	Model
1/4" MPT	1/4" Rigid (Male)	NRR0404
1/4" MPT	1/4" Swivel (Male)	NRS0404
3/8" MPT	1/4" Rigid (Male)	NRR0604
3/8" MPT	1/4" Swivel (Male)	NRS0604
3/8" MPT	3/8" Rigid (Male)	NRR0606
3/8" MPT	3/8" Swivel (Male)	NRS0606





For All Your Pneumatic Accessory Needs • www.coilhose.com
 EAST: 19 Kimberly Road, East Brunswick, NJ 08816 • 732.390.8480
 WEST: 1730 NE Miller Street, McMinnville, OR 97128 • 503.434.5964


Nylon Hose Fittings (continued)


Coilhose Nylon Hose Fittings are designed for use with our Nylon Self-Storing Hose, as shown on pages 6 - 8. Fitting, Ferrule, Nut and Insert are included with the fitting. (Spring guards sold separately.)


Swivel Male (BSP)	Hose I.D.	Fitting	Model
	1/8"	1/8"	CSM0202M
	3/16"	1/4"	CSM0304M
	1/4"	1/4"	CSM0404M
	5/16"	1/4"	CSM0504M
	3/8"	3/8"	CSM0606M


Elbow	Hose I.D.	Fitting	Model	
	1/8"	1/8" MPT	CEM0202	
	3/16"	1/4" MPT	CEM0304	
	1/4"	1/4" MPT	CEM0404	
	5/16"	1/4" MPT	CEM0504	
	3/8"	1/4" MPT	CEM0604	
	3/8"	3/8" MPT	CEM0606	
	1/2"	1/2" MPT	CEM0808	
	Stowaway Hose Fittings:			
	1/4"	1/4" MPT	SEM0404	
	3/8"	3/8" MPT	SEM0606	


Nut	Hose I.D.	Model
	1/8"	CN02
	3/16"	CN03
	1/4"	CN04
	5/16"	CN05
	3/8"	CN06
	1/2"	CN08
	3/4"	CN12


Female Rigid	Hose I.D.	Fitting	Model
	3/16"	1/4" MPT	CRF0304
	1/4"	1/4" MPT	CRF0404
	5/16"	1/4" MPT	CRF0504
	3/8"	3/8" MPT	CRF0606
	1/2"	1/2" MPT	CRF0808
	Stowaway Hose Fittings:		
1/4"	1/4" MPT	SRF0404	


Ferrule	Hose I.D.	Model
	1/8"	CPF02
	3/16"	CPF03
	1/4"	CPF04
	5/16"	CPF05
	3/8"	CPF06
	1/2"	CPF08
	3/4"	CPF12

Union	Hose I.D.	Model
	3/16"	CU03
	1/4"	CU04
	5/16"	CU05
	3/8"	CU06
	1/2"	CU08
	Stowaway Hose Fittings:	
1/4"	SU04	
3/8"	SU06	

Spring Guards	Hose I.D.	Model
	1/8"	CSG02
	3/16"	CSG03
	1/4"	CSG04
	5/16"	CSG05
	3/8"	CSG06
	1/2"	CSG08

Rigid Male	Hose I.D.	Fitting	Model	
	1/8"	1/8" MPT	CRM0202	
	3/16"	1/4" MPT	CRM0304	
	1/4"	1/4" MPT	CRM0404	
	5/16"	1/4" MPT	CRM0504	
	3/8"	1/4" MPT	CRM0604	
	3/8"	3/8" MPT	CRM0606	
	1/2"	1/2" MPT	CRM0808	
	3/4"	3/4" MPT	CRM1212	
	Stowaway Hose Fittings:			
	1/4"	1/4" MPT	SRM0404	
3/8"	1/4" MPT	SRM0604		
3/8"	3/8" MPT	SRM0606		

Tube Inserts	Hose I.D.	Model
	1/8"	CTI02
	3/16"	CTI03
	1/4"	CTI04
	5/16"	CTI05
	3/8"	CTI06
	1/2"	CTI08
	3/4"	CTI12
	Stowaway Hose Fittings:	
1/4"	STI04	
3/8"	STI06	

Swivel Male	Hose I.D.	Fitting	Model	
	1/8"	1/8" MPT	CSM0202	
	3/16"	1/4" MPT	CSM0304	
	1/4"	1/4" MPT	CSM0404	
	5/16"	1/4" MPT	CSM0504	
	3/8"	1/4" MPT	CSM0604	
	3/8"	3/8" MPT	CSM0606	
	1/2"	1/2" MPT	CSM0808	
	3/4"	3/4" MPT	CSM1212	
	Stowaway Hose Fittings:			
	1/4"	1/4" MPT	SSM0404	
	3/8"	3/8" MPT	SSM0606	

COILED HOSE

FLEXCOIL® Polyurethane Air Hose



NEW
Reusable Strain Relief
available on
1/4", 5/16" and 3/8"

FLEXCOIL is the finest polyurethane air hose on the market today and eliminates the two most common limitations of other self-storing air hoses: kinking and abrasion. This lightweight, yet extremely durable hose will withstand the rigors of tough industrial environments while maintaining its resiliency over a long period of time. Swivel fitting is provided with thread seal, eliminating the need for sealing tape or paste.

FLEXCOIL is ideal for applications such as aerospace manufacturers, assembly stations, air ratchets, auto repair, automotive assembly, boat building, car lube shops, car wash systems, impact wrenches, machine shops, mobile equipment, nailing and stapling, nut runners, robotics, textile plants, tire shops, vacuum pick-up tools, water purification and water washdown systems.

FEATURES

- ◆ Toughest recoil hose available.
- ◆ Outstanding coil memory.
- ◆ Highly kink and abrasion resistant.
- ◆ Straight tails provide built-in whip hose.
- ◆ Resistant to most oils and fuels.
- ◆ Available with swivel or rigid fittings.

Note: For impact tool applications, we strongly recommend the use of a rigid fitting at the working (tool) end (longer pigtail) to assure a safer and more durable connection.

Ordering Information:

I.D. x O.D.	Length	Model	MPT Fitting	Color Code	Coil O.D.	Retracted Length	Weight (approx.)
3/16" x 5/16"	5 feet	PU316-5	— = (2) 1/4" Rigid	B = Dark Blue	1 7/8"	2"	.23 lb.
	10 feet	PU316-10	A = (1) 1/4" Rigid	G = Neon Green		6"	.34 lb.
	15 feet	PU316-15	(1) 1/4" Swivel	R = Red		10 1/4"	.46 lb.
	20 feet	PU316-20	B = (2) 1/4" Swivel	Y = Yellow		14 1/2"	.56 lb.
	25 feet	PU316-25		T = Transparent Blue		18 1/2"	.68 lb.
1/4" x 3/8"	5 feet	PU14-5	— = (2) 1/4" Rigid	B = Dark Blue	2 1/2"	2 1/2"	.23 lb.
	10 feet	PU14-10	A = (1) 1/4" Rigid	G = Neon Green		6"	.41 lb.
	15 feet	PU14-15	(1) 1/4" Swivel	R = Red		9 1/2"	.59 lb.
	20 feet	PU14-20	B = (2) 1/4" Swivel	Y = Yellow		13"	.74 lb.
	25 feet	PU14-25	6 = (2) 3/8" Rigid	T = Transparent Blue		16"	.88 lb.
	30 feet	PU14-30				19"	1.05 lbs.
5/16" x 15/32"	10 feet	PU516-10	— = (2) 3/8" Rigid	B = Dark Blue	2 15/16"	7 1/2"	.68 lb.
	15 feet	PU516-15	A = (1) 3/8" Rigid	G = Neon Green		11 1/2"	.89 lb.
	20 feet	PU516-20	(1) 3/8" Swivel	R = Red		15"	1.11 lbs.
	25 feet	PU516-25	B = (2) 3/8" Swivel	Y = Yellow		19"	1.32 lbs.
	30 feet	PU516-30		T = Transparent Blue		23"	1.52 lbs.
3/8" x 9/16"	10 feet	PU38-10	4 = (2) 1/4" Rigid	B = Dark Blue	4 1/8"	5 1/2"	1.00 lbs.
	15 feet	PU38-15	— = (2) 3/8" Rigid	G = Neon Green		8 1/2"	1.40 lbs.
	20 feet	PU38-20	A = (1) 3/8" Rigid	R = Red		11"	1.85 lbs.
	25 feet	PU38-25	(1) 3/8" Swivel	Y = Yellow		14"	2.25 lbs.
	30 feet	PU38-30	B = (2) 3/8" Swivel	T = Transparent Blue		17"	2.63 lbs.
	50 feet	PU38-50				27 1/2"	3.23 lbs.

COILED HOSE




For All Your Pneumatic Accessory Needs • www.coilhose.com
 EAST: 19 Kimberly Road, East Brunswick, NJ 08816 • 732.390.8480
 WEST: 1730 NE Miller Street, McMinnville, OR 97128 • 503.434.5964

FLEXCOIL® Polyurethane Air Hose Assemblies

Ordering Information:

I.D. x O.D.	Length	Model	MPT Fitting	Color Code	Coil O.D.	Retracted Length	Weight (approx.)
.160" x 1/4"	10 feet	PR532-10	B = (2) 1/4" Swivel	B = Dark Blue G = Neon Green R = Red Y = Yellow T = Transparent Blue	1 1/2"	7"	.29 lb
	15 feet	PR532-15				9 1/2"	.37 lb
	20 feet	PR532-20				12 1/2"	.46 lb
	25 feet	PR532-25				15 1/2"	.54 lb
	30 feet	PR532-30				19"	.62 lb
3/16" x 5/16"	5 feet	PR316-5	B = (2) 1/4" Swivel	B = Dark Blue G = Neon Green R = Red Y = Yellow T = Transparent Blue	1 7/8"	2"	.23 lb.
	10 feet	PR316-10				6"	.34 lb.
	15 feet	PR316-15				10 1/4"	.46 lb.
	20 feet	PR316-20				14 1/2"	.56 lb.
	25 feet	PR316-25				18 1/2"	.68 lb.
1/4" x 3/8"	5 feet	PR14-5	— = (2) 1/4" Rigid A = (1) 1/4" Rigid — = (1) 1/4" Swivel B = (2) 1/4" Swivel	B = Dark Blue G = Neon Green R = Red Y = Yellow T = Transparent Blue	2-1/2"	2 1/2"	.26 lb.
	10 feet	PR14-10				6"	.41 lb.
	15 feet	PR14-15				9 1/2"	.59 lb.
	20 feet	PR14-20				13"	.74 lb.
	25 feet	PR14-25				16"	.88 lb.
	30 feet	PR14-30				19"	1.05 lbs.
	50 feet	PR14-50				32 1/2"	1.50 lbs.
5/16" x 15/32"	10 feet	PR516-10	4B = (2) 1/4" Swivel B = (2) 3/8" Swivel	B = Dark Blue G = Neon Green R = Red Y = Yellow T = Transparent Blue	2-15/16"	7 1/2"	.68 lb.
	15 feet	PR516-15				11 1/2"	.89 lb.
	20 feet	PR516-20				15"	1.11 lbs.
	25 feet	PR516-25				19"	1.32 lbs.
	30 feet	PR516-30				23"	1.52 lbs.
3/8" x 9/16"	10 feet	PR38-10	4 = (2) 1/4" Rigid 4A = (1) 1/4" Rigid — = (1) 1/4" Swivel 4B = (2) 1/4" Swivel — = (2) 3/8" Rigid A = (1) 3/8" Rigid — = (1) 3/8" Swivel B = (2) 3/8" Swivel	B = Dark Blue G = Neon Green R = Red Y = Yellow T = Transparent Blue	4-1/8"	5 1/2"	1.00 lb.
	15 feet	PR38-15				8 1/2"	1.40 lbs.
	20 feet	PR38-20				11"	1.85 lbs.
	25 feet	PR38-25				14"	2.25 lbs.
	30 feet	PR38-30				17"	2.63 lbs.
	30 feet	PR38-30				17"	2.63 lbs.
	50 feet	PR38-50				27 1/2"	3.23 lbs.
.467" x 3/4"	10 feet	PR12-10	B = (2) 1/2" Swivel	B = Dark Blue G = Neon Green R = Red Y = Yellow T = Transparent Blue	5"	7"	2.14 lbs.
	15 feet	PR12-15				11 3/4"	2.95 lbs.
	20 feet	PR12-20				16 1/2"	3.77 lbs.
	25 feet	PR12-25				23"	4.60 lbs.
	30 feet	PR12-30				28"	5.35 lbs.
	50 feet	PR12-50				40"	7.75 lbs.




For All Your Pneumatic Accessory Needs • www.coilhose.com
 EAST: 19 Kimberly Road, East Brunswick, NJ 08816 • 732.390.8480
 WEST: 1730 NE Miller Street, McMinnville, OR 97128 • 503.434.5964


COILED HOSE

FLEXCOIL® Assemblies with Quick Disconnects

We have combined our **FLEXCOIL** Polyurethane Self-Storing Air Hose with the popular Industrial Interchange Quick Disconnect to form an Industry Exclusive hose assembly! Our Exclusive Design Quick Disconnects are available with ends that attach directly to **FLEXCOIL**, minimizing possible connection leak points in addition to making the assembly lightweight and easier to use. Now, perfectly matched to make a single product, their individual features are further enhanced to make a "ready-to-use" hose assembly. Available in Blue.



Industrial Interchange
Coupler & Connector



Industrial Interchange
Coupler x 1/4" MPT

Ordering Information:

Hose			Fitting	Model
I.D.	I.D.	Length		
1/4"	1/4"	15'	Industrial Interchange Cplr & Conn.	PR14-15CC15-B
1/4"	1/4"	25'	Industrial Interchange Cplr & Conn.	PR14-25CC15-B
1/4"	1/4"	15'	Industrial Interchange Cplr x 1/4" MPT	PR14-15CB15-B
1/4"	1/4"	25'	Industrial Interchange Cplr x 1/4" MPT	PR14-25CB15-B

Replacement Parts Ordering Information:

Description	Model
Reusable 1/4" Body Industrial Interchange Coupler	15X4PR
Reusable 1/4" Body Industrial Interchange Connector	1501PR

FLEXCOIL® Replacement Fittings

Reusable Fittings Ordering Information:

Tube Size		Fitting	Reusable Strain Relief Model	Reusable (no Strain Relief) Model
I.D.	O.D.			
.160"	1/4"	1/4" Swivel Male	n/a	PSM53204
3/16"	5/16"	1/4" Swivel Male	n/a	PSM0304
1/4"	3/8"	1/4" Swivel Male	PSM0404SR	PSM0404
1/4"	3/8"	1/4" Rigid Male	PRM0404SR	PRM0404
1/4"	3/8"	3/8" Swivel Male	PSM0406SR	PSM0406
1/4"	3/8"	3/8" Rigid Male	PRM0406SR	PRM0406
5/16"	15/32"	1/4" Swivel Male	PSM0504SR	PSM0504
5/16"	15/32"	1/4" Rigid Male	PRM0504SR	PRM0504
5/16"	15/32"	3/8" Swivel Male	PSM0506SR	PSM0506
5/16"	15/32"	3/8" Rigid Male	PRM0506SR	PRM0506
3/8"	9/16"	1/4" Swivel Male	PSM0604SR	PSM0604
3/8"	9/16"	1/4" Rigid Male	PRM0604SR	PRM0604
3/8"	9/16"	3/8" Swivel Male	PSM0606SR	PSM0606
3/8"	9/16"	3/8" Rigid Male	PRM0606SR	PRM0606
.467"	3/4"	1/2" Swivel Male	n/a	PSM0808
.467"	3/4"	1/2" Rigid Female	n/a	PRF0808
BSPP Fittings:				
3/16"	5/16"	1/4" BSPP Swivel	n/a	PSM0304P
1/4"	3/8"	1/4" BSPP Swivel	PSM0404PSR	PSM0404P
5/16"	15/32"	3/8" BSPP Swivel	PSM0506PSR	PSM0506P
3/8"	9/16"	3/8" BSPP Swivel	PSM0606PSR	PSM0606P



Reusable Strain Relief



Reusable



Barb

Sleeve

Barb & Sleeve Fittings Ordering Information:


Tube Size		Fitting	Barb Model	Sleeve Model
I.D.	O.D.			
3/16"	5/16"	1/4" Rigid Male	PUB0304	PUMSC316K
3/16"	5/16"	1/4" Swivel Male	PUB0304S	PUMSC316K
3/8"	9/16"	1/4" Rigid Male	PUB0604	PUMSC38K
3/8"	9/16"	3/8" Rigid Male	PUB0606	PUMSC38K
3/8"	9/16"	3/8" Swivel Male	PUB0606S	PUMSC38K

CUB Coil™ Polyurethane Air Hose

Cub Coil is the economical solution to applications where Polyurethane self-storing air hose is the best choice, but cost is an overriding factor. Produced from industrial grade raw material, CUB Coil is a tough, durable hose that will withstand the rigors of the toughest applications. To assure superior and reliable retention, CUB Coil is offered with special barb fittings designed for use on Polyurethane. Available in Black.

FEATURES

- ◆ Two integral 8" pigtails eliminate the need for whip hoses.
- ◆ Supplied with a rigid fitting on the working (tool) end and a swivel fitting on the supply end.
- ◆ 1/4" assemblies are rated at 147 PSI at 75° F and 3/8" assemblies are rated at 133 PSI at 75° F.
- ◆ Extremely flexible & kink resistant.
- ◆ Small bend radius allows for a tight coil diameter, reducing work and storage space.
- ◆ Good resistance to chemicals, oils and abrasives, making it suitable for a wide variety of applications.



Ordering Information:

Size	Length	Fitting	Model
1/4"	10'	1/4" Rigid & Swivel MPT	PC14-10A-K
1/4"	20'	1/4" Rigid & Swivel MPT	PC14-20A-K
1/4"	30'	1/4" Rigid & Swivel MPT	PC14-30A-K
3/8"	10'	3/8" Rigid & Swivel MPT	PC38-10A-K
3/8"	20'	3/8" Rigid & Swivel MPT	PC38-20A-K
3/8"	30'	3/8" Rigid & Swivel MPT	PC38-30A-K

E-Z Wash™ Polyurethane Coiled Water Hose

The E-Z Wash Coiled Water Hose is constructed of premium polyurethane material, ensuring a long-lasting hose that is resistant to abrasion, oils, and lubricants, and will withstand the rigors of the industrial environment. The hose's coiled design provides for easy extension, retraction, and compact storage, while the "tails" at the ends of the hose eliminate kinking while in use. Excellent coil memory also ensures that the hose will return to its original coiled form, even after rigorous stretching. Heavy duty, solid brass fittings are more durable and corrosion-resistant than plastic, and, unlike crimped-on fittings, have a smooth edge to guard against injury.

FEATURES

- ◆ Ten gallons per minute flow rate at 65 PSI for 1/2"; over six gallons per minute flow rate at 65 PSI for 3/8".
- ◆ Heavy duty solid brass fittings.
- ◆ "Tails" eliminate kinking.
- ◆ Stores quickly, easily and neatly, and requires minimal storage space.
- ◆ Drinking water safe.
- ◆ Resistant to abrasion, oils, lubricants and UV rays.
- ◆ 1/2" available in blue; 3/8" available in red.
- ◆ Sizes include 1/2" and 3/8" in 25' or 50' lengths.



Heavy duty, solid brass fittings.




Now with tails!
3/8" has 6" tails;
1/2" has 8" tails.

Ordering Information:

Hose I.D.	Length	Fitting Size	Color	Model
1/2"	25'	3/4" GHT	Blue	GH12-25-B
1/2"	50'	3/4" GHT	Blue	GH12-50-B
3/8"	25'	3/4" GHT	Red	GH38-25-R
3/8"	50'	3/4" GHT	Red	GH38-50-R

COILED HOSE

FLEXCEL® Polyurethane Reinforced Coiled Air Hose



FLEXCEL®
is also available in
straight hose
lengths and
assemblies on
page 16.

FLEXCEL is the original Reinforced Polyurethane self-storing hose. This extremely lightweight hose is extruded with an inner braid for additional strength, and this "integral piece" process eliminates the need of bonding individual layers of tubing, braiding and cover which tend to separate over time due to bending, flexing and pulsating. **FLEXCEL** combines the durability of bulkier hoses with the kink resistance and elasticity of Polyurethane to make a tough, long-lasting hose that is user friendly. **FLEXCEL** is available with reusable strain relief or reusable fittings. Available in three colors.

FEATURES

- ◆ 8" supply end and 16" working end pigtails eliminate the need for whip hoses.
- ◆ Excellent abrasion resistance.
- ◆ Withstands 200 PSI working pressure.
- ◆ Factory applied thread sealant supplied on male swivel fitting.

BENEFITS

- ◆ Kink-resistant; virtually undamaged by twisting or crushing.
- ◆ Much lighter than other air hoses.
- ◆ Extremely flexible and excellent coil memory.
- ◆ Very small bend radius and tight coil diameter reduces work and storage space.
- ◆ Up to 90% working length.

Color Code: Transparent Blue (T), Transparent Red (TR) and Transparent Yellow (TY)

Assemblies with Reusable Strain Relief Fittings Ordering Information:

I.D. x O.D.	Length	Model	MPT Fitting	Coil O.D.	Retracted Length	Weight (Approx.)
1/4" x 3/8"	10 feet	PUE14-10 ___-Color	_ = (2) 1/4" Rigid	1 3/4"	9"	.41 lb
	15 feet	PUE14-15 ___-Color	A = (1) 1/4" Rigid and		14.5"	.59 lb
	20 feet	PUE14-20 ___-Color	(1) 1/4" Swivel		19.5"	.74 lb
	25 feet	PUE14-25 ___-Color	B = (2) 1/4" Swivel 6 = (2) 3/8" Rigid		26.5"	.88 lb
5/16" x .473"	10 feet	PUE516-10 ___-Color	_ = (2) 3/8" Rigid	2 3/16"	9.5"	.68 lb
	15 feet	PUE516-15 ___-Color	A = (1) 3/8" Rigid and		15.5"	.89 lb
	20 feet	PUE516-20 ___-Color	(1) 3/8" Swivel		21"	1.11 lbs
	25 feet	PUE516-25 ___-Color	B = (2) 3/8" Swivel		26.5"	1.32 lbs
3/8" x 9/16"	10 feet	PUE38-10 ___-Color	4 = (2) 1/4" Rigid	2 7/8"	10.5"	1.00 lb
	15 feet	PUE38-15 ___-Color	_ = (2) 3/8" Rigid		16.7"	1.40 lbs
	20 feet	PUE38-20 ___-Color	A = (1) 3/8" Rigid and		23"	1.85 lbs
	25 feet	PUE38-25 ___-Color	(1) 3/8" Swivel B = (2) 3/8" Swivel		29"	2.25 lbs

Assemblies with Reusable Fittings Ordering Information:

I.D. x O.D.	Length	Model	MPT Fitting	Coil O.D.	Retracted Length	Weight (Approx.)
1/4" x 3/8"	10 feet	PRE14-10 ___-Color	_ = (2) 1/4" Rigid	1 3/4"	9"	.41 lb
	15 feet	PRE14-15 ___-Color	A = (1) 1/4" Rigid and		14.5"	.59 lb
	20 feet	PRE14-20 ___-Color	(1) 1/4" Swivel		19.5"	.74 lb
	25 feet	PRE14-25 ___-Color	B = (2) 1/4" Swivel		26.5"	.88 lb
5/16" x .473"	10 feet	PRE516-10 ___-Color	4 = (2) 1/4" Swivel	2 3/16"	9.5"	.68 lb
	15 feet	PRE516-15 ___-Color	B = (2) 3/8" Swivel		15.5"	.89 lb
	20 feet	PRE516-20 ___-Color			21"	1.11 lbs
	25 feet	PRE516-25 ___-Color			26.5"	1.32 lbs
3/8" x 9/16"	10 feet	PRE38-10 ___-Color	4 = (2) 1/4" Rigid	2 7/8"	10.5"	1.00 lb
	15 feet	PRE38-15 ___-Color	4A = (1) 1/4" Rigid and		16.7"	1.40 lbs
	20 feet	PRE38-20 ___-Color	(1) 1/4" Swivel		23"	1.85 lbs
	25 feet	PRE38-25 ___-Color	4B = (2) 1/4" Swivel		29"	2.25 lbs
			_ = (2) 3/8" Rigid			
			A = (1) 3/8" Rigid and (1) 3/8" Swivel			

COILED HOSE



For All Your Pneumatic Accessory Needs • www.coilhose.com
 EAST: 19 Kimberly Road, East Brunswick, NJ 08816 • 732.390.8480
 WEST: 1730 NE Miller Street, McMinnville, OR 97128 • 503.434.5964

Exciting Product from Coilhose Pneumatics!



FLEXEEL *max*™

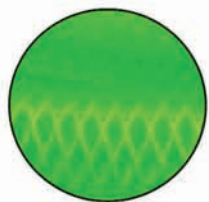
Reinforced Polyurethane Air Hose

What is even better than **FLEXEEL**®, the best selling, most often demanded brand of reinforced polyurethane air hose on the market? **FLEXEEL *max***™ !


FLEXEEL *max*™ continues the tradition of the most lightweight, most durable, and most flexible reinforced polyurethane air hose available. **FLEXEEL *max***™ will still stay ultra-flexible down to temperatures as low as -40 °F, and maintain durability up to 165°F!

FLEXEEL *max*™ comes to the market with many additional features not found with **FLEXEEL**®, and certainly more than with any other brand!

FEATURES



FLEXEEL *max*™ comes in a HI-VIZ **Eel Green**™ color making it easier to see, even in low-light conditions.



FLEXEEL *max*™ comes with a higher pressure rating of **300 PSI**. This higher pressure rating means even more strength and durability!

FLEXEEL *max*™ includes the **Eel Strap**™ already assembled on the hose, making it easier to coil, store and carry after use.



FLEXEEL *max*™ comes assembled complete with a **field-repairable reusable fitting and a 1/4" Ball Swivel Coupler**™, either in industrial or automotive interchange. This ball swivel increases maneuverability at the tool and improves ergonomics.



FLEXEEL *max*™ comes assembled complete with a **field-repairable reusable fitting and our new Air Safety Plug**™, a connector which prevents dangerous "hose whip" by quickly bleeding off pressure from the hose in a controlled fashion, rather than in a dangerous sudden burst!

ORDERING INFORMATION

Part Number	Hose ID & Length	Fittings
PFX4050GS15XS	1/4" x 50'	1/4" Ball Swivel Coupler, 1/4" Air Safety Plug - <i>industrial</i>
PFX4050GS16XS	1/4" x 50'	1/4" Ball Swivel Coupler, 1/4" Air Safety Plug - <i>automotive</i>
PFX4100GS15XS	1/4" x 100'	1/4" Ball Swivel Coupler, 1/4" Air Safety Plug - <i>industrial</i>
PFX4100GS16XS	1/4" x 100'	1/4" Ball Swivel Coupler, 1/4" Air Safety Plug - <i>automotive</i>
PFX5050GS15XS	5/16" x 50'	1/4" Ball Swivel Coupler, 1/4" Air Safety Plug - <i>industrial</i>
PFX5050GS16XS	5/16" x 50'	1/4" Ball Swivel Coupler, 1/4" Air Safety Plug - <i>automotive</i>
PFX5100GS15XS	5/16" x 100'	1/4" Ball Swivel Coupler, 1/4" Air Safety Plug - <i>industrial</i>
PFX5100GS16XS	5/16" x 100'	1/4" Ball Swivel Coupler, 1/4" Air Safety Plug - <i>automotive</i>
PFX6050GS15XS	3/8" x 50'	1/4" Ball Swivel Coupler, 1/4" Air Safety Plug - <i>industrial</i>
PFX6050GS16XS	3/8" x 50'	1/4" Ball Swivel Coupler, 1/4" Air Safety Plug - <i>automotive</i>
PFX6100GS15XS	3/8" x 100'	1/4" Ball Swivel Coupler, 1/4" Air Safety Plug - <i>industrial</i>
PFX6100GS16XS	3/8" x 100'	1/4" Ball Swivel Coupler, 1/4" Air Safety Plug - <i>automotive</i>



STRAIGHT HOSE

For All Your Pneumatic Accessory Needs • www.coilhose.com
 EAST: 19 Kimberly Road, East Brunswick, NJ 08816 • 732.390.8480
 WEST: 1730 NE Miller Street, McMinnville, OR 97128 • 503.434.5964



STRAIGHT HOSE

FLEXEEL® Reinforced Polyurethane Straight Hose



FLEXEEL Polyurethane Reinforced Hose offers an excellent alternative to much bulkier rubber and plastic hoses. Extremely lightweight and tough, it is ideal for either outdoor contractor use or indoor industrial use. **FLEXEEL** retains its flexibility even in cold environments. The reinforced construction eliminates the possibility of having the various layers separate due to constant expansion and contraction during pulsating operations, such as with staple or nail guns. **FLEXEEL** is available with reusable strain relief, or quick disconnect fittings. **FLEXEEL** is also compatible with our Polyurethane reusable fittings (see pages 12 and 16) for in-the-field replacements.

Color Code
 Transparent Blue (T)
 Transparent Red (TR)
 Transparent Yellow (TY)

NOTE: 1/2" Flexeel is only available in Transparent Blue.


Specifications

Type	Hose I.D.	Hose O.D.	Temperature Range	Working Pressure at 70° F
PFE4	1/4"	3/8"	-40° F To +165° F	200 PSI
PFE5	5/16"	.473"	-40° F To +165° F	200 PSI
PFE6	3/8"	9/16"	-40° F To +165° F	200 PSI
PFE8	.440"	.700"	-40° F To +165° F	200 PSI




FLEXEEL with Reusable Strain Relief Fitting

I.D.	Length	Fitting	Model
1/4"	25'	1/4" MPT	PFE40254 Color
1/4"	25'	3/8" MPT	PFE40256 Color
1/4"	50'	1/4" MPT	PFE40504 Color
1/4"	50'	3/8" MPT	PFE40506 Color
1/4"	100'	1/4" MPT	PFE41004 Color
1/4"	100'	3/8" MPT	PFE41006 Color
5/16"	25'	1/4" MPT	PFE50254 Color
5/16"	50'	1/4" MPT	PFE50504 Color
5/16"	100'	1/4" MPT	PFE51004 Color
3/8"	25'	1/4" MPT	PFE60254 Color
3/8"	25'	3/8" MPT	PFE60256 Color
3/8"	50'	1/4" MPT	PFE60504 Color
3/8"	50'	3/8" MPT	PFE60506 Color
3/8"	100'	1/4" MPT	PFE61004 Color
3/8"	100'	3/8" MPT	PFE61006 Color
1/2"	25'	1/2" MPT	PFE80258T
1/2"	50'	1/2" MPT	PFE80508T
1/2"	100'	1/2" MPT	PFE81008T



FLEXEEL with Quick Disconnect Fitting

I.D.	Length	Fitting	Model
1/4"	25'	1/4" Industrial	PFE4025 Color 15X
1/4"	50'	1/4" Industrial	PFE4050 Color 15X
1/4"	100'	1/4" Industrial	PFE4100 Color 15X
1/4"	25'	1/4" Automotive	PFE4025 Color 16X
1/4"	50'	1/4" Automotive	PFE4050 Color 16X
1/4"	100'	1/4" Automotive	PFE4100 Color 16X
5/16"	25'	1/4" Industrial	PFE5025 Color 15X
5/16"	50'	1/4" Industrial	PFE5050 Color 15X
5/16"	100'	1/4" Industrial	PFE5100 Color 15X
5/16"	25'	1/4" Automotive	PFE5025 Color 16X
5/16"	50'	1/4" Automotive	PFE5050 Color 16X
5/16"	100'	1/4" Automotive	PFE5100 Color 16X
3/8"	25'	1/4" Industrial	PFE6025 Color 15X
3/8"	50'	1/4" Industrial	PFE6050 Color 15X
3/8"	100'	1/4" Industrial	PFE6100 Color 15X
3/8"	25'	1/4" Automotive	PFE6025 Color 16X
3/8"	50'	1/4" Automotive	PFE6050 Color 16X
3/8"	100'	1/4" Automotive	PFE6100 Color 16X



FLEXEEL with Reusable Strain Relief & Quick Disconnect Fitting

I.D.	Length	Fitting	Model
1/4"	25'	1/4" Industrial	PFE4025 Color S15X
1/4"	50'	1/4" Industrial	PFE4050 Color S15X
1/4"	100'	1/4" Industrial	PFE4100 Color S15X
1/4"	25'	1/4" Automotive	PFE4025 Color S16X
1/4"	50'	1/4" Automotive	PFE4050 Color S16X
1/4"	100'	1/4" Automotive	PFE4100 Color S16X
5/16"	25'	1/4" Industrial	PFE5025 Color S15X
5/16"	50'	1/4" Industrial	PFE5050 Color S15X
5/16"	100'	1/4" Industrial	PFE5100 Color S15X
5/16"	25'	1/4" Automotive	PFE5025 Color S16X
5/16"	50'	1/4" Automotive	PFE5050 Color S16X
5/16"	100'	1/4" Automotive	PFE5100 Color S16X
3/8"	25'	1/4" Industrial	PFE6025 Color S15X
3/8"	50'	1/4" Industrial	PFE6050 Color S15X
3/8"	100'	1/4" Industrial	PFE6100 Color S15X
3/8"	25'	1/4" Automotive	PFE6025 Color S16X
3/8"	50'	1/4" Automotive	PFE6050 Color S16X
3/8"	100'	1/4" Automotive	PFE6100 Color S16X



FLEXEEL with Reusable Fitting

I.D.	Length	Fitting	Model
1/4"	25'	1/4" MPT	PFE40254 Color Z
1/4"	25'	3/8" MPT	PFE40256 Color Z
1/4"	50'	1/4" MPT	PFE40504 Color Z
1/4"	50'	3/8" MPT	PFE40506 Color Z
1/4"	100'	1/4" MPT	PFE41004 Color Z
1/4"	100'	3/8" MPT	PFE41006 Color Z
5/16"	25'	1/4" MPT	PFE50254 Color Z
5/16"	50'	1/4" MPT	PFE50504 Color Z
5/16"	100'	1/4" MPT	PFE51004 Color Z
3/8"	25'	1/4" MPT	PFE60254 Color Z
3/8"	25'	3/8" MPT	PFE60256 Color Z
3/8"	50'	1/4" MPT	PFE60504 Color Z
3/8"	50'	3/8" MPT	PFE60506 Color Z
3/8"	100'	1/4" MPT	PFE61004 Color Z
3/8"	100'	3/8" MPT	PFE61006 Color Z

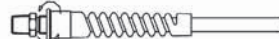
Reusable Strain Relief Instructions



1. Make a square cut on the hose end. Slide strain relief onto the hose.



2. Apply lubricant to fitting barb. Place fitting against a stationary surface and push hose over barb until the hose reaches the threads.



3. Slide strain relief down to fitting.



4. Hold strain relief secure with one wrench, and using the other wrench, turn fitting hex clockwise.



For All Your Pneumatic Accessory Needs • www.coilhose.com
 EAST: 19 Kimberly Road, East Brunswick, NJ 08816 • 732.390.8480
 WEST: 1730 NE Miller Street, McMinnville, OR 97128 • 503.434.5964

FLEXEEL without Fittings

I.D.	Length	Model
1/4"	25'	PFE4025 Color
1/4"	50'	PFE4050 Color
1/4"	100'	PFE4100 Color
1/4"	500'	PFE4500 Color
1/4"	2000'	PFE42000 Color
5/16"	25'	PFE5025 Color
5/16"	50'	PFE5050 Color
5/16"	100'	PFE5100 Color
5/16"	250'	PFE5250 Color
5/16"	1500'	PFE51500 Color
3/8"	25'	PFE6025 Color
3/8"	50'	PFE6050 Color
3/8"	100'	PFE6100 Color
3/8"	200'	PFE6200 Color
3/8"	1000'	PFE61000 Color
1/2"	25'	PFE8025T
1/2"	50'	PFE8050T
1/2"	100'	PFE8100T
1/2"	200'	PFE8200T
1/2"	500'	PFE8500T

Reusable Strain Relief Replacement Fittings

I.D.	O.D.	Fitting Type	Model
1/4"	3/8"	1/4" Rigid Male	PRM0404SR
5/16"	15/32"	1/4" Rigid Male	PRM0504SR
3/8"	9/16"	1/4" Rigid Male	PRM0604SR
3/8"	9/16"	3/8" Rigid Male	PRM0606SR

Reusable Type Replacement Fittings

I.D.	O.D.	Fitting Type	Model
1/4"	3/8"	1/4" Rigid Male	PRM0404
5/16"	15/32"	1/4" Rigid Male	PRM0504
3/8"	9/16"	1/4" Rigid Male	PRM0604
3/8"	9/16"	3/8" Rigid Male	PRM0606
.467"	.700"	1/2" Swivel Male	PSM0808S
.467"	.700"	1/2" Rigid Female	PRF0808S

Reusable Hose Splicer

I.D.	O.D.	Model
1/4"	3/8"	PHS0406
5/16"	.473"	PHS0507
3/8"	9/16"	PHS0609



Water FLEXEEL® Industrial Polyurethane Hose

We have incorporated the popular characteristics of **FLEXEEL** into a new industrial-strength water hose called **Water FLEXEEL**. It's also the perfect hose for hose reels because its light weight and elastic properties make winding and unwinding a snap. This UV stabilized hose is drinking water safe and cold weather resistant so it will last season after season. Ideal for home, garden, and commercial use, this hose also weighs 50% less than traditional hose. Available in blue color.



Ordering Information:

Hose I.D.	Working Length	Model
1/2"	50'	WGHR12-50B
1/2"	75'	WGHR12-75B
5/8"	50'	WGHR58-50B
5/8"	75'	WGHR58-75B

FEATURES

- ◆ Solid nickel-plated brass crush-proof fittings.
- ◆ Integral strain relief with bend restrictor.

FlexReel™ – The Best Way to Store and Transport FLEXEEL®

FlexReel combines a high quality, industrial-strength hose reel with **FLEXEEL**. **FLEXEEL**'s slim profile means more tubing fits on the reel, and its lively feel makes winding and unwinding a snap - even under the coldest conditions. A protective powder coating finish on the reel provides resistance against outdoor elements or harsh indoor environments. A built-in base plate makes installation easy. Available in choice of blue, red, or yellow hose.



Ordering Information

Hose Diameter	Hose Length	Fittings	Reel Size	Model *
1/4"	100'	1/4"	13" Diameter	FR054100_
1/4"	200'	1/4"	13" Diameter	FR104200_
5/16"	100'	1/4"	13" Diameter	FR055100_
5/16"	150'	1/4"	13" Diameter	FR105150_
3/8"	100'	3/8"	13" Diameter	FR106100_

* Hose is available in your choice of color. Add suffix "B" for blue, "R" for red or "Y" for yellow hose on black reel.

Mounting Accessories:

Stud Wall Plate
Model: HRM040

Hand Carry Caddy
Model: HRM001



STRAIGHT HOSE

Heavy Duty / Multipurpose Hose



Heavy Duty Hose features a Black Nitrile tube; a Blue Neoprene cover with reinforcement of multiple textile spirals. Designed for air and water, this hose has excellent flexibility. It can be used with reusable fittings or crimped-on barb fittings (pages 22-23). This hose is electrically non-conductive and adheres to a 4:1 Safety Factor and RMA Class A - High Oil Resistance.

Specifications

Type	Hose I.D.(nom)	Hose O.D.	Temperature Range	Working Pressure at 70° F
R14	.250 (1/4)	.500 (1/2)	- 40° F To + 212° F	200 PSI
R516	.313 (5/16)	.594 (9/16)	- 40° F To + 212° F	200 PSI
R38	.375 (3/8)	.656 (5/8)	- 40° F To + 212° F	200 PSI
R12	.500 (1/2)	.813 (7/8)	- 40° F To + 212° F	200 PSI
R34	0.75 (3/4)	1.109 (71/64)	- 40° F To + 212° F	200 PSI

Reel lengths shown are approximate and may vary.

Please consult factory for actual length upon placing an order.

Ordering Information:

Model	I.D.	Length	Fitting	Ferrule	Crimper & Die Reference
R14006N	1/4"	6'	1/4" MPT	HF7323	CV500; CV500 Die Ref "D"
R14M06N	1/4"	6'	No Fitting	HF7323	CV500; CV500 Die Ref "D"
R14012N	1/4"	12'	1/4" MPT	HF7323	CV500; CV500 Die Ref "D"
R14025N	1/4"	25'	1/4" MPT	HF7323	CV500; CV500 Die Ref "D"
R14025RN	1/4"	25'	Reusable 1/4" MPT	n/a	n/a
R14M25N	1/4"	25'	No Fitting	HF7323	CV500; CV500 Die Ref "D"
R14050N	1/4"	50'	1/4" MPT	HF7323	CV500; CV500 Die Ref "D"
R14050RN	1/4"	50'	Reusable 1/4" MPT	n/a	n/a
R14M50N	1/4"	50'	No Fitting	HF7323	CV500; CV500 Die Ref "D"
R14100N	1/4"	100'	1/4" MPT	HF7323	CV500; CV500 Die Ref "D"
R14M100N	1/4"	100'	No Fitting	HF7323	CV500; CV500 Die Ref "D"
R14800N	1/4"	800' Reel	No Fitting	HF7323	CV500; CV500 Die Ref "D"
R51606N	5/16"	6'	1/4" MPT	HF7323	CV500; CV500 Die Ref "B"
R516M06N	5/16"	6'	No Fitting	HF7326	CV500; CV500 Die Ref "B"
R51612N	5/16"	12'	1/4" MPT	HF7326	CV500; CV500 Die Ref "B"
R51625N	5/16"	25'	1/4" MPT	HF7326	CV500; CV500 Die Ref "B"
R516M25N	5/16"	25'	No Fitting	HF7326	CV500; CV500 Die Ref "B"
R51650N	5/16"	50'	1/4" MPT	HF7326	CV500; CV500 Die Ref "B"
R516M50N	5/16"	50'	No Fitting	HF7326	CV500; CV500 Die Ref "B"
R516100N	5/16"	100'	1/4" MPT	HF7326	CV500; CV500 Die Ref "B"
R516M100N	5/16"	100'	No Fitting	HF7326	CV500; CV500 Die Ref "B"
R516700N	5/16"	700' Reel	No Fitting	HF7326	CV500; CV500 Die Ref "B"
R38006N	3/8"	6'	3/8" MPT	HF7328	CV500; CV500 Die Ref "A"
R380064N	3/8"	6'	1/4" MPT	HF7328	CV500; CV500 Die Ref "A"
R38M06N	3/8"	6'	No Fitting	HF7328	CV500; CV500 Die Ref "A"
R38012N	3/8"	12'	3/8" MPT	HF7328	CV500; CV500 Die Ref "A"
R380124N	3/8"	12'	1/4" MPT	HF7328	CV500; CV500 Die Ref "A"
R380025N	3/8"	25'	3/8" MPT	HF7328	CV500; CV500 Die Ref "A"
R3800254N	3/8"	25'	1/4" MPT	HF7328	CV500; CV500 Die Ref "A"
R38025RN	3/8"	25'	Reusable 3/8" MPT	n/a	n/a
R38M25N	3/8"	25'	No Fitting	HF7328	CV500; CV500 Die Ref "A"
R38050N	3/8"	50'	3/8" MPT	HF7328	CV500; CV500 Die Ref "A"
R380504N	3/8"	50'	1/4" MPT	HF7328	CV500; CV500 Die Ref "A"
R38050RN	3/8"	50'	Reusable 3/8" MPT	n/a	n/a
R38M50N	3/8"	50'	No Fitting	HF7328	CV500; CV500 Die Ref "A"
R38100N	3/8"	100'	3/8" MPT	HF7328	CV500; CV500 Die Ref "A"
R381004N	3/8"	100'	1/4" MPT	HF7328	CV500; CV500 Die Ref "A"
R38M100N	3/8"	100'	No Fitting	HF7328	CV500; CV500 Die Ref "A"
R38700N	3/8"	700' Reel	No Fitting	HF7328	CV500; CV500 Die Ref "A"
R12006N	1/2"	6'	1/2" MPT	HF7333	CV501; CV501-DS6
R12M06N	1/2"	6'	No Fitting	HF7333	CV501; CV501-DS6
R12012N	1/2"	12'	1/2" MPT	HF7333	CV501; CV501-DS6
R12025N	1/2"	25'	1/2" MPT	HF7333	CV501; CV501-DS6
R12M25N	1/2"	25'	No Fitting	HF7333	CV501; CV501-DS6
R12050N	1/2"	50'	1/2" MPT	HF7333	CV501; CV501-DS6
R12M50N	1/2"	50'	No Fitting	HF7333	CV501; CV501-DS6
R12100N	1/2"	100'	1/2" MPT	HF7333	CV501; CV501-DS6
R12M100N	1/2"	100'	No Fitting	HF7333	CV501; CV501-DS6
R12M100N	1/2"	500' Reel	No Fitting	HF7333	CV501; CV501-DS6
R12500N	3/4"	12'	3/4" MPT	HF7401A	CV501; CV501-DS15
R34025N	3/4"	25'	3/4" MPT	HF7401A	CV501; CV501-DS15
R34050N	3/4"	50'	3/4" MPT	HF7401A	CV501; CV501-DS15
R34100N	3/4"	100'	3/4" MPT	HF7401A	CV501; CV501-DS15
R34400N	3/4"	400' Reel	3/4" MPT	HF7401A	CV501; CV501-DS15

STRAIGHT HOSE



For All Your Pneumatic Accessory Needs • www.coilhose.com
 EAST: 19 Kimberly Road, East Brunswick, NJ 08816 • 732.390.8480
 WEST: 1730 NE Miller Street, McMinnville, OR 97128 • 503.434.5964

STRAIGHT HOSE

General Purpose Hose

Ordering Information:

Model	I.D.	Length	Fitting
H14012N	1/4"	12'	1/4" MPT
H14025N	1/4"	25'	1/4" MPT
H14050N	1/4"	50'	1/4" MPT
H14100N	1/4"	100'	1/4" MPT
H14800N	1/4"	800' Reel	No Fitting
H51612N	5/16"	12'	1/4" MPT
H51625N	5/16"	25'	1/4" MPT
H51650N	5/16"	50'	1/4" MPT
H516100N	5/16"	100'	1/4" MPT
H516750N	5/16"	750' Reel	No Fitting
H380124N	3/8"	12'	1/4" MPT
H38012N	3/8"	12'	3/8" MPT
H380254N	3/8"	25'	1/4" MPT
H38025N	3/8"	25'	3/8" MPT
H380504N	3/8"	50'	1/4" MPT
H38050N	3/8"	50'	3/8" MPT
H38050RN-DL	3/8"	50'	Reusable 3/8 MPT
H38050RZN-DL	3/8"	50'	Reusable 3/8 MPT w/ cpltr/conn
H381004N	3/8"	100'	1/4" MPT
H38100N	3/8"	100'	3/8" MPT
H38700N	3/8"	700' Reel	No Fitting
H12012N	1/2"	12'	1/2" MPT
H12025N	1/2"	25'	1/2" MPT
H12050N	1/2"	50'	1/2" MPT
H12100N	1/2"	100'	1/2" MPT
H12550N	1/2"	550' Reel	No Fitting

Reel lengths shown are approximate and may vary. Please consult factory for actual length upon placing an order.

For ferrule or crimper & die references for this hose, please consult factory.



General Purpose Hose features a Black EPDM Tube; Red EPDM Cover with a reinforcement of Multiple Textile Spirals. Designed for air and water applications where contact with petroleum products is minimal. This hose can be used with reusable fittings or crimped-on barb fittings (pages 22-23). It adheres to a 4:1 Safety Factor and RMA Class C - Medium Oil Resistance.

Specifications

Type	Hose I.D. (nom)	Hose O.D. (nom)	Temp Range	Working Pressure at 70° F
H14	1/4"	17/32"	-40° F To + 212° F	200 PSI
H516	5/16"	5/8"	-40° F To + 212° F	200 PSI
H38	3/8"	21/32"	-40° F To + 212° F	200 PSI
H12	1/2"	57/64"	-40° F To + 212° F	200 PSI

Thermoplastic Hose

Ordering Information:

I.D.	Length	Fitting	Model
1/4"	6'	No Fittings	TP4M06
1/4"	25'	1/4" MPT	TP4025
1/4"	25'	No Fittings	TP4M25
1/4"	50'	1/4" MPT	TP4050
1/4"	50'	No Fittings	TP4M50
1/4"	100'	1/4" MPT	TP4100
1/4"	100'	No Fittings	TP4M100
1/4"	500' reel	No Fittings	TP4500**
3/8"	6'	none	TP6M06
3/8"	25'	3/8" MPT	TP6025
3/8"	25'	3/8" MPT	TP6025-DL*
3/8"	25'	3/8" MPT w/ Coupler and Connector	TP6025Z-DL*
3/8"	25'	1/4" MPT	TP60254
3/8"	25'	none	TP6M25
3/8"	50'	3/8" MPT	TP6050
3/8"	50'	3/8" MPT	TP6050-DL*
3/8"	50'	3/8" MPT w/ Coupler and Connector	TP6050Z-DL
3/8"	50'	1/4" MPT	TP60504
3/8"	50'	none	TP6M50
3/8"	100'	3/8" MPT	TP6100
3/8"	100'	1/4" MPT	TP61004
3/8"	100'	none	TP6M10
3/8"	500' reel	none	TP6500**
1/2"	6'	none	TP8M06
1/2"	25'	1/2" MPT	TP8025
1/2"	25'	none	TP8M25
1/2"	50'	1/2" MPT	TP8050
1/2"	50'	none	TP8M50
1/2"	100'	none	TP8M100
1/2"	500' reel	none	TP8500**



Thermoplastic combines prime PVC with special additives allowing this hose to resist long term deterioration caused by exposure to air line lubricating oils. A tough cover protects against scuffs, cuts and abrasions while rayon spiral synthetic cord assures added strength, making this product a popular choice for industrial environments. Thermoplastic hose should be used with crimped-on barb fittings only (see page 23). Available in Blue and with or without fittings.

Specifications

Type	Hose I.D.	Hose O.D.	Temperature Range	Working Pressure at 70° F
TP4	1/4"	17/32"	-20° F To +150° F	300 PSI
TP6	3/8"	21/32"	-20° F To +150° F	300 PSI
TP8	1/2"	57/64"	-20° F To +150° F	300 PSI

* Denotes Display Package.

** Reel lengths shown are approximate and may vary. Please consult factory for actual length upon placing an order.

For All Your Pneumatic Accessory Needs • www.coilhose.com
 EAST: 19 Kimberly Road, East Brunswick, NJ 08816 • 732.390.8480
 WEST: 1730 NE Miller Street, McMinnville, OR 97128 • 503.434.5964



STRAIGHT HOSE

Lock-On Rubber Hose



When pressurized, Lock-On Hose contracts to grip the fitting and slightly elongates, providing a positive grip of Lock-On Hose to the fitting.

Coilhose Lock-On Rubber Hose withstands pressures up to 300 PSI and temperatures up to 212° F. Lock-On Fittings, when used with Lock-On Hose, eliminate the need for ferrules or clamps, which facilitates quick, permanent in-the-field installations and repairs. Hose consists of Black Nitrile Tube with multiple textile spirals and Gray Neoprene Cover. Use with the Lock-On Hose Fittings (page 20) and couplers and connectors with lock-on barb (pages 26-30). This hose adheres to a 4:1 Safety Factor and RMA Class A - High Oil Resistance. Also, our lock-on hose has a flame resistant cover.

Specifications

Type	Hose I.D. (nom)	Hose O.D. (nom)	Temperature Range	Working Pressure at 70° F
L14RN	1/4"	1/2"	- 40° F To + 212° F	300 PSI
L38	3/8"	21/32"	- 40° F To + 212° F	300 PSI
L12	1/2"	13/16"	- 40° F To + 212° F	300 PSI

Ordering Information:


Model	I.D.	Length	Fitting
L14RM06N	1/4"	6'	No Fitting
L14R025N	1/4"	25'	1/4" Lock-on MPT
L14RM25N	1/4"	25'	No Fitting
L14R050N	1/4"	50'	1/4" Lock-on MPT
L14RM50N	1/4"	50'	No Fitting
L14R050N15X	1/4"	50'	1/4" Lock-on Industrial Cplr/Conn
L14R050N16X	1/4"	50'	1/4" Lock-on Automotive Cplr/Conn
L14R100N	1/4"	100'	1/4" Lock-on MPT
L14R100N15X	1/4"	100'	1/4" Lock-on Industrial Cplr/Conn
L14R100N16X	1/4"	100'	1/4" Lock-on Automotive Cplr/Conn
L14RM100N	1/4"	100'	No Fitting
L14RN	1/4"	650' Reel	No Fitting
L38RM06N	3/8"	6'	No Fitting
L38R025N	3/8"	25'	3/8" Lock-on MPT
L38R0254N	3/8"	25'	1/4" Lock-on MPT
L38RM25N	3/8"	25'	No Fitting
L38R050N	3/8"	50'	3/8" Lock-on MPT
L38R0504N	3/8"	50'	1/4" Lock-on MPT
L38RM50N	3/8"	50'	No Fitting
L38R050N15X	3/8"	50'	1/4" Lock-on Industrial Cplr/Conn
L38R050N16X	3/8"	50'	1/4" Lock-on Automotive Cplr/Conn
L38R100N	3/8"	100'	1/4" Lock-on MPT
L38R100N15X	3/8"	100'	1/4" Lock-on Industrial Cplr/Conn
L38R100N16X	3/8"	100'	1/4" Lock-on Automotive Cplr/Conn
L38RM100N	3/8"	100'	No Fitting
L38RN	3/8"	650' Reel	No Fitting
L12RM06N	1/2"	6'	No Fitting
L12RM25N	1/2"	25'	No Fitting
L12RM50N	1/2"	50'	No Fitting
L12RM100N	1/2"	100'	No Fitting
L12RN	1/2"	500' Reel	No Fitting


Reel lengths shown are approximate and may vary. Please consult factory for actual length upon placing an order.


For ferrule or crimper & die references for this hose, please consult factory.


Lock-On Rubber Hose Fittings

STRAIGHT HOSE

Swivel Male	Hose I.D.	Thread	Model
	1/4"	1/4" MPT	LSM0404
	3/8"	3/8" MPT	LSM0606
	1/2"	1/2" MPT	LSM0808


Rigid Female	Hose I.D.	Thread	Model
	1/4"	1/4" FPT	LRF0404
	3/8"	3/8" FPT	LRF0606
	1/2"	1/2" FPT	LRF0808

Splicer	Hose I.D.	Thread	Model
	1/4"	n/a	LS0404
	3/8"	n/a	LS0606
	1/2"	n/a	LS0808

Rigid Male	Hose I.D.	Thread	Model
	1/4"	1/8" MPT	LRM0402
	1/4"	1/4" MPT	LRM0404
	3/8"	1/4" MPT	LRM0604
	3/8"	3/8" MPT	LRM0606
	3/8"	1/2" MPT	LRM0608
	1/2"	1/2" MPT	LRM0808

ASSEMBLY INSTRUCTIONS:

1. Cut hose square.
2. Lubricate barb with soapy water solution.
3. Insert fitting into hose until first barb is in hose.
4. Place fitting against flat surface and grip hose 1" from end. Push with steady force until end of hose is bottomed against edge of plastic cap.

Swivel Female	Hose I.D.	Thread	Model
	1/4"	1/4" FPT	LSF0404
	3/8"	1/4" FPT	LSF0604
	3/8"	3/8" FPT	LSF0606
	1/2"	1/2" FPT	LSF0808

See pages 26 - 30 for more Lock-On Fittings (model numbers with "L").




For All Your Pneumatic Accessory Needs • www.coilhose.com
 EAST: 19 Kimberly Road, East Brunswick, NJ 08816 • 732.390.8480
 WEST: 1730 NE Miller Street, McMinnville, OR 97128 • 503.434.5964

Ball Swivel Lead-In Hose

A Ball Swivel Lead-In Hose helps eliminate stress and wear points caused by bending and pulling. Additionally, when used between the air tool and coupler, a lead-in hose will extend the life of the coupler by acting as a shock absorber and protecting the coupler against tool vibration. It also provides an easier and wider range of motion, reducing worker fatigue while increasing productivity. The end result is a safer and more economical hose assembly. Fittings are male ball swivel and female rigid.

NPT	Hose I.D.	Hose Length	Material			
			FLEXEEL	Nitrile	Red Rubber	Thermoplastic
1/4"	1/4"	12"	FP0412BS	RP0412BS	HP0412BS	VP0412BS
1/4"	1/4"	18"	FP0418BS	RP0418BS	HP0418BS	VP0418BS
1/4"	1/4"	24"	FP0424BS	RP0424BS	HP0424BS	VP0424BS
1/4"	1/4"	30"	FP0430BS	RP0430BS	HP0430BS	VP0430BS
1/4"	1/4"	36"	FP0436BS	RP0436BS	HP0436BS	VP0436BS
1/4"	1/4"	60"	FP0460BS	RP0460BS	HP0460BS	VP0460BS
1/4"	5/16"	12"	FP0512BS	RP0512BS	HP0512BS	---
1/4"	5/16"	18"	FP0518BS	RP0518BS	HP0518BS	---
1/4"	5/16"	24"	FP0524BS	RP0524BS	HP0524BS	---
1/4"	5/16"	30"	FP0530BS	RP0530BS	HP0530BS	---
1/4"	5/16"	36"	FP0536BS	RP0536BS	HP0536BS	---
1/4"	5/16"	60"	FP0560BS	RP0560BS	HP0560BS	---
1/4"	3/8"	12"	FP06124BS	RP06124BS	HP06124BS	VP06124BS
1/4"	3/8"	18"	FP06184BS	RP06184BS	HP06184BS	VP06184BS
1/4"	3/8"	24"	FP06244BS	RP06244BS	HP06244BS	VP06244BS
1/4"	3/8"	30"	FP06304BS	RP06304BS	HP06304BS	VP06304BS
1/4"	3/8"	36"	FP06364BS	RP06364BS	HP06364BS	VP06364BS
1/4"	3/8"	60"	FP06604BS	RP06604BS	HP06604BS	VP06604BS
1/4"	3/8"	72"	FP06724BS	RP06724BS	HP06724BS	VP06724BS




FEATURES

- ◆ Shock absorbing whip hose.
- ◆ Ball swivel provides additional range of motion.
- ◆ Lengths up to 72".
- ◆ Maximum working pressure:
 - FLEXEEL - 200 PSI
 - Thermoplastic - 300 PSI
 - Nitrile - 300 PSI
 - Red Rubber - 250 PSI

Pigtail Assemblies

Prolong hose life by eliminating end stress and increase production by facilitating tool manipulation. Installing a pigtail between the coupler and the air tool will act as a shock absorber and extend the life of the coupler. Available in Nitrile Blend, Thermoplastic, and Polyurethane.

Hose I.D.	Hose Length	Fitting	End Type	Material		
				Nitrile Blend	Thermoplastic	Polyurethane
1/4"	3"	1/4" NPT	Rigid MPT x Swivel (Ball Type) FPT	RP0403	---	---
1/4"	6"	1/4" NPT	Rigid MPT x Swivel (Ball Type) FPT	RP0406	---	---
1/4"	6"	1/4" NPT	Swivel MPT x Rigid FPT	RP0406S	---	PP0406S
1/4"	12"	1/4" NPT	Rigid MPT x Swivel (Ball Type) FPT	RP0412	VP0412	---
1/4"	12"	1/4" NPT	Swivel MPT x Rigid FPT	RP0412S	VP0412S	PP0412S
1/4"	18"	1/4" NPT	Rigid MPT x Swivel (Ball Type) FPT	RP0418	VP0418	---
1/4"	18"	1/4" NPT	Swivel MPT x Rigid FPT	RP0418S	VP0418S	PP0418S
1/4"	24"	1/4" NPT	Rigid MPT x Swivel (Ball Type) FPT	RP0424	VP0424	---
1/4"	24"	1/4" NPT	Swivel MPT x Rigid FPT	RP0424S	VP0424S	PP0424S
1/4"	36"	1/4" NPT	Rigid MPT x Swivel (Ball Type) FPT	RP0436	VP0436	---
1/4"	36"	1/4" NPT	Swivel MPT x Rigid FPT	RP0436S	VP0436S	PP0436S
5/16"	12"	1/4" NPT	Rigid MPT x Swivel (Ball Type) FPT	RP0512	---	---
5/16"	18"	1/4" NPT	Rigid MPT x Swivel (Ball Type) FPT	RP0518	---	---
5/16"	24"	1/4" NPT	Rigid MPT x Swivel (Ball Type) FPT	RP0524	---	---
5/16"	36"	1/4" NPT	Rigid MPT x Swivel (Ball Type) FPT	RP0536	---	---
3/8"	12"	3/8" NPT	Rigid MPT x Swivel (Ball Type) FPT	RP0612	VP0612	---
3/8"	12"	3/8" NPT	Swivel MPT x Rigid FPT	RP0612S	VP0612S	PP0612S
3/8"	18"	3/8" NPT	Rigid MPT x Swivel (Ball Type) FPT	RP0618	VP0618	---
3/8"	18"	3/8" NPT	Swivel MPT x Rigid FPT	RP0618S	VP0618S	PP0618S
3/8"	24"	3/8" NPT	Rigid MPT x Swivel (Ball Type) FPT	RP0624	VP0624	---
3/8"	24"	3/8" NPT	Swivel MPT x Rigid FPT	RP0624S	VP0624S	PP0624S
3/8"	36"	3/8" NPT	Rigid MPT x Swivel (Ball Type) FPT	RP0636	VP0636	---
3/8"	36"	3/8" NPT	Swivel MPT x Rigid FPT	RP0636S	VP0636S	PP0636S
1/2"	12"	1/2" NPT	Rigid MPT x Swivel (Ball Type) FPT	RP0812	VP0812	---
1/2"	18"	1/2" NPT	Rigid MPT x Swivel (Ball Type) FPT	RP0818	VP0818	---
1/2"	24"	1/2" NPT	Rigid MPT x Swivel (Ball Type) FPT	RP0824	VP0824	---
1/2"	36"	1/2" NPT	Rigid MPT x Swivel (Ball Type) FPT	RP0836	VP0836	---
3/4"	12"	3/4" NPT	Rigid MPT x Swivel (Ball Type) FPT	RP1212	---	---
3/4"	18"	3/4" NPT	Rigid MPT x Swivel (Ball Type) FPT	RP1218	---	---
3/4"	24"	3/4" NPT	Rigid MPT x Swivel (Ball Type) FPT	RP1224	---	---
3/4"	36"	3/4" NPT	Rigid MPT x Swivel (Ball Type) FPT	RP1236	---	---




MAXIMUM WORKING PRESSURE


- Nitrile: 300 PSI**
Thermoplastic: 300 PSI
Polyurethane: 125 PSI


STRAIGHT HOSE


Brass Hose Fittings


Coilhoose manufactures brass fittings to exacting tolerances and strict quality control standards. Made of solid brass, barb fittings with properly crimped ferrules or clamps (see pages 23 - 24) can be used with FLEXEEL, nitrile, rubber and thermoplastic hose (see pages 16, 18 and 19). Coilhoose Reusable Hose Fittings are ideal for quick, easy, yet permanent in-the-field installations. Reusable fittings can be used with nitrile and rubber hose (see pages 18 - 19).


Reusable Male Rigid	I.D.	O.D.	Male NPT	Model
	1/4"	1/2"	1/4"	RM040804
	1/4"	9/16"	1/4"	RM040904
	1/4"	5/8"	1/4"	RM041004
	5/16"	9/16"	1/4"	RM050904
	5/16"	5/8"	1/4"	RM051004
	5/16"	11/16"	1/4"	RM051104
	3/8"	5/8"	1/4"	RM061004
	3/8"	11/16"	1/4"	RM061104
	3/8"	3/4"	1/4"	RM061204
	3/8"	5/8"	3/8"	RM061006
	3/8"	11/16"	3/8"	RM061106
	3/8"	3/4"	3/8"	RM061206
	1/2"	7/8"	1/2"	RM081408
	1/2"	15/16"	1/2"	RM081508
	1/2"	1"	1/2"	RM081608


Reusable Female Swivel	I.D.	O.D.	Female NPT	Model
	1/4"	1/2"	1/4"	RF040804
	1/4"	9/16"	1/4"	RF040904
	1/4"	5/8"	1/4"	RF041004
	5/16"	9/16"	1/4"	RF050904
	5/16"	5/8"	1/4"	RF051004
	5/16"	11/16"	1/4"	RF051104
	3/8"	5/8"	3/8"	RF061006
	3/8"	11/16"	3/8"	RF061106
	3/8"	3/4"	3/8"	RF061206
	1/2"	7/8"	1/2"	RF081408
	1/2"	15/16"	1/2"	RF081508
	1/2"	1"	1/2"	RF081608


Reusable Hose Splicer	I.D.	O.D.	Model
	1/4"	1/2"	RS0408
	1/4"	9/16"	RS0409
	1/4"	5/8"	RS0410
	3/8"	5/8"	RS0610
	3/8"	11/16"	RS0611
	3/8"	3/4"	RS0612


Male Adapter Female - For Ball Type	Male NPS	Male NPT	Model
	1/4"	1/8"	MA0402
	1/4"	1/4"	MA0404
	3/8"	1/4"	MA0604
	3/8"	3/8"	MA0606
	1/2"	3/8"	MA0806
	1/2"	1/2"	MA0808
	3/4"	3/4"	MA1212


Male Rigid Hose Barb	I.D.	Male NPT	Model
	1/8"	1/8"	B0202
	3/16"	1/8"	B0302
	3/16"	1/4"	B0304
	1/4"	1/8"	B0402
	1/4"	1/4"	B0404
	1/4"	3/8"	B0406
	5/16"	1/4"	B0504
	3/8"	1/8"	B0602
	3/8"	1/4"	B0604
	3/8"	3/8"	B0606
	3/8"	1/2"	B0608
	1/2"	1/4"	B0804
	1/2"	3/8"	B0806
	1/2"	1/2"	B0808
	1/2"	3/4"	B0812
	3/4"	1/2"	B1208
	3/4"	3/4"	B1212
	1"	3/4"	B1612
	1"	1"	B1616

Male 360° Swivel Hose Barb	I.D.	Male NPT	Model
	1/4"	1/4"	B0404S
	3/8"	3/8"	B0606S

Female Rigid Hose Barb	I.D.	Female NPT	Model
	1/4"	1/8"	FR0402
	1/4"	1/4"	FR0404
	1/4"	3/8"	FR0406
	5/16"	1/4"	FR0504
	3/8"	1/4"	FR0604
	3/8"	3/8"	FR0606
	1/2"	1/4"	FR0804
	1/2"	3/8"	FR0806
	1/2"	1/2"	FR0808


Female Swivel Hose Barb (Ball Type)	I.D.	Female NPT	Model
	3/16"	1/8"	F0302
	3/16"	1/4"	F0304
	1/4"	1/8"	F0402
	1/4"	1/4"	F0404
	5/16"	1/4"	F0504
	3/8"	1/4"	F0604
	3/8"	3/8"	F0606
	1/2"	1/2"	F0808
	3/4"	3/4"	F1212

Hose Splicer Barb	I.D.	Model
	3/16"	BS03
	1/4"	BS04
	5/16"	BS05
	3/8"	BS06
	1/2"	BS08

Swivel Conversion Fitting	Female NPT	Male NPT	Model
	1/4"	1/4"	CF0404S
	3/8"	1/4"	CF0604S
	3/8"	3/8"	CF0606S

90° Swivel Elbow Fitting	Male NPT	Female NPT	Model
	1/4"	1/4"	L0404S

Elbow Swivel	Male NPT	Female NPT	Model
	1/4"	1/4"	LM0404SS


Hose Repair Kit	I.D.	Description	Model
	1/4"	1/4" NPTM Barb & Clamp	RK01
	5/16"	1/4" NPTM Barb & Clamp	RK02
	3/8"	1/4" NPTM Barb & Clamp	RK03
	3/8"	3/8" NPTM Barb & Clamp	RK04
	1/2"	1/2" NPTM Barb & Clamp	RK05
	1/4"	1/4" Splicer & 2 Clamps	RK06
	5/16"	5/16" Splicer & 2 Clamps	RK07
	3/8"	3/8" Splicer & 2 Clamps	RK08

Hose Crimpers

The CV500 Hose Crimper is furnished with mounting holes for permanent installations or it may be used as a portable tool for in-the-field hose assembly. Crimps 1/4" to 3/8" I.D. hose in either one or two braid design.

Hose Crimper Ordering Information:

Die Reference	Approximate Die Inside Diameter	Die Half Model
A	.630"	CV500-DH1 CV500-DH2
B	.580"	CV500-DH2 CV500-DH3
C	.530"	CV500-DH3 CV500-DH4
D	.480"	CV500-DH4 CV500-DH5
E	.680"	CV500-DH5 CV500-DH6



Model CV500

Optional Die Sets Ordering Information:

Approx. Die Inside Diameter	Model
.437"	CV500-DS7
.750"	CV500-DS8
.812"	CV500-DS9
.375"	CV500-DS10

The Optional Die Sets include the two die halves required to crimp a ferrule onto the hose.

Larger Diameter Hose Crimper Die Set Ordering Information:

Hose Outside Diameter	Model
11/16"	CV501-DS1
23/32"	CV501-DS2
3/4"	CV501-DS3
25/32"	CV501-DS4
13/16"	CV501-DS5
27/32"	CV501-DS6
7/8"	CV501-DS7
29/32"	CV501-DS8
15/16"	CV501-DS9
31/32"	CV501-DS10
1"	CV501-DS11
1 1/32"	CV501-DS12
1 1/16"	CV501-DS13
1 1/8"	CV501-DS14
1 3/16"	CV501-DS15
1 1/4"	CV501-DS16
1 5/16"	CV501-DS17
1 3/8"	CV501-DS18
1 7/16"	CV501-DS19
1 1/2"	CV501-DS20

The CV501 Large Diameter Hose Crimper is designed for use with 7/8" to 1 1/2" O.D. (1/2" to 1" I.D.) hose. *This crimper is sold without dies.* Select the die set for the required hose size from the table shown.



Model CV501

Each die set includes the two die halves required to crimp a ferrule onto the hose. Only one die set can be loaded into the Large Diameter Hose Crimper at a time.

Hose Ferrules



NOTE: Brass hose ferrules are sold in package quantities only.

Ordering Information:

I.D.	Length	Reference	Pkg. Qty.	Model
0.562"	3/4"		25	HF3588
0.875"	7/8"	H12	25	HF7244
0.900"	7/8"	R12	25	HF5029
0.500"	1"		25	HF7322
0.525"	1"	TP4	25	HF7323
0.568"	1"	R14, H14	25	HF7325
0.593"	1"		25	HF7326
0.625"	1"		25	HF7327
0.656"	1"	R516, H516	25	HF7328
0.687"	1"	H38, TP6	25	HF7329
0.718"	1"	R38	25	HF7330
0.750"	1"		25	HF7331
0.781"	1"	TP8	25	HF7332
0.812"	1"		25	HF7333
1.257"	1 1/4"	R34	10	HF1275
1.563"	1 1/8"		10	HF1563

For All Your Pneumatic Accessory Needs • www.coilhose.com
 EAST: 19 Kimberly Road, East Brunswick, NJ 08816 • 732.390.8480
 WEST: 1730 NE Miller Street, McMinnville, OR 97128 • 503.434.5964

STRAIGHT HOSE

Clamps, Installation & Removal Tools



Double ear clamps are widely used in maintenance and OEM medium pressure applications. Their single piece construction assures a positive, tamperproof seal without damaging the hose or tubing. Double ear design permits compensations for tolerance variations in hose sizes. For proper installation, select the nominal clamp size nearest to, but slightly larger than, the outside diameter of the hose or tubing to be clamped with the insert (fitting) in place. One ear should be closed all the way. When the second ear is closed, the first ear will open slightly. This creates a spring-like action which holds against pressure, vibration and hose shrinking caused by temperature changes or aging. Available in 1008/1010 zinc-plated carbon steel or 300 Series stainless steel.

Double Ear Clamps Ordering Information:

Nominal Size	Inches		mm		Width		Thickness		Inner Width of Ear		Zinc-Plated Model	Stainless Model
	Closed	Open	Closed	Open	Inches	mm	Inches	mm	Inches	mm		
5/32"	.122	— .161	3.1	— 4.1	.138	3.5	.0197	0.5	.0591	1.5	EC41	ES41
11/64"	.138	— .177	3.5	— 4.5	.138	3.5	.0236	0.6	.0591	1.5	EC45	n/a
3/16"	.118	— .197	3	— 5	.197	5.0	.0276	0.7	.0980	2.5	EC305	ES305
1/4"	.197	— .276	5	— 7	.236	6.0	.0276	0.7	.118	3.0	EC507	ES507
5/16"	.276	— .354	7	— 9	.276	7.0	.0394	1.0	.126	3.2	EC709	ES709
3/8"	.315	— .433	8	— 11	.276	7.0	.0394	1.0	.177	4.5	EC811	ES811
7/16"	.354	— .433	9	— 11	.276	7.0	.0394	1.0	.138	3.5	EC911	ES911
1/2"	.433	— .512	11	— 13	.276	7.0	.0394	1.0	.138	3.5	EC1113	ES1113
9/16"	.512	— .591	13	— 15	.295	7.5	.0394	1.0	.158	4.0	EC1315	ES1315
19/32"	.591	— .669	15	— 17	.315	8.0	.0473	1.2	.197	5.0	EC1517	ES1517
5/8"	.591	— .708	15	— 18	.315	8.0	.0473	1.2	.197	5.0	EC1518	ES1518
3/4"	.669	— .787	17	— 20	.335	8.5	.0473	1.2	.236	6.0	EC1720	ES1720
13/16"	.748	— .866	19	— 22	.354	9.0	.0591	1.5	.256	6.5	EC1922	ES1922
7/8"	.787	— .905	20	— 23	.354	9.0	.0591	1.5	.256	6.5	EC2023	ES2023
15/16"	.866	— .984	22	— 25	.394	10.0	.0591	1.5	.256	6.5	EC2225	ES2225
1"	.905	— 1.063	23	— 27	.394	10.0	.0591	1.5	.276	7.0	EC2327	ES2327
1 1/16"	.984	— 1.102	25	— 28	.394	10.0	.0591	1.5	.256	6.5	EC2528	ES2528
1 1/8"	1.063	— 1.220	27	— 31	.394	10.0	.0591	1.5	.295	7.5	EC2731	ES2731
1 5/16"	1.220	— 1.339	31	— 34	.394	10.0	.0591	1.5	.295	7.5	EC3134	ES3134
1 7/16"	1.339	— 1.457	34	— 37	.394	10.0	.0591	1.5	.315	8.0	EC3437	ES3437
1 1/2"	1.457	— 1.575	37	— 40	.394	10.0	.0591	1.5	.315	8.0	EC3740	ES3740
1 5/8"	1.575	— 1.693	40	— 43	.394	10.0	.0591	1.5	.335	8.5	EC4043	ES4043
1 3/4"	1.693	— 1.811	43	— 46	.394	10.0	.0591	1.5	.335	8.5	EC4346	ES4346

NOTE: Double Ear Clamps must be purchased in package quantities of twenty-five.

Installation & Removal Tools Ordering Information:



Description	Model
Straight Ear Clamp Pincher	ST1098
Side Ear Clamp Pincher (For use in confined areas with pinchers held parallel to the hose)	NT1099

Hose Clamps Ordering Information:

Size Range (Dia.)	Band Width	Plated Model	Stainless Model	
Min.	Max.			
7/32"	5/8"	5/16"	HC104	HS104
5/16"	7/8"	5/16"	HC106	HS106
9/16"	1 1/4"	5/16"	HC112	HS112
11/16"	1 1/2"	5/16"	HC116	HS116
3/4"	1 3/4"	5/16"	HC120	HS120
3/8"	7/8"	9/16"	HC206	HS206
7/16"	1"	9/16"	HC208	HS208
9/16"	1 1/16"	9/16"	HC210	HS210
9/16"	1 1/4"	9/16"	HC212	HS212
11/16"	1 1/2"	9/16"	HC216	HS216
3/4"	1 3/4"	9/16"	HC220	HS220
1 1/16"	2"	9/16"	HC224	HS224
1 5/16"	2 1/4"	9/16"	HC228	HS228
1 9/16"	2 1/2"	9/16"	HC232	HS232
1 13/16"	2 3/4"	9/16"	HC236	HS236
2 1/16"	3"	9/16"	HC240	HS240
2 5/16"	3 1/4"	9/16"	HC244	HS244
2 9/16"	3 1/2"	9/16"	HC248	HS248
2 13/16"	3 3/4"	9/16"	HC252	HS252
3 1/16"	4"	9/16"	HC256	HS256
3 9/16"	4 1/2"	9/16"	HC264	HS264
4 1/16"	5"	9/16"	HC272	HS272
4 5/8"	5 1/2"	9/16"	HC280	HS280

Note: Hose clamps must be purchased in package quantities of ten.



Worm-Drive Reusable Hose Clamps facilitate quick, permanent in-field installation and repairs for a wide variety of applications. Makes custom hose assemblies possible using only a screwdriver. Also ideal for special situations requiring extra reinforcement. Band and housing are made of heavy-duty stainless steel and the screw is available in cadmium-plated steel (Model HC) or stainless steel (Model HS). Available in a wide variety of sizes. Can be removed and reused.



For All Your Pneumatic Accessory Needs • www.coilhose.com
 EAST: 19 Kimberly Road, East Brunswick, NJ 08816 • 732.390.8480
 WEST: 1730 NE Miller Street, McMinnville, OR 97128 • 503.434.5964


Coupler & Connector Introduction

Quickly changing or connecting pneumatic air lines is a basic function in most pneumatic systems. Over the years many styles of couplers and connectors have been developed. The popularity of one style over another can usually be attributed to the geographical part of the country, the application or the specific industry. To meet this variety of needs Coilhose Pneumatics offers a wide variety of coupler and connector products. Each series is produced to industrial quality standards for a long life and will work with corresponding interchanges from other manufacturers.

In addition to standard manual couplers we offer several specialty couplers that meet specific needs. Automatic couplers allow one hand operation to connect, universal couplers can be used with different connector styles, the Acme and Megaflow series have larger SCFM flow capabilities in smaller body sizes and the Moldflow series are built specifically for injection molding. With this variety, Coilhose can meet most coupler and connector needs.

Coupler Technical Specifications							
Series	Body	Sleeve	Locking Device	Internal Valve	Seals	PSI Rating	Temp. Min. / Max.
Six Point Couplers (All Interchange Styles, Manual, and Automatic)	Brass	Brass	6 Stainless Balls	Zinc-Plated Steel	Nitrile (Buna N)	300	(-40° to +250° F)
Automatic Industrial							
1/4" Body Size	Brass	Brass	3 Pawls	Zinc-Plated Steel	Nitrile (Buna N)	300	(-40° to +250° F)
3/8" Body Size	Brass	Brass	4 Pawls	Zinc-Plated Steel	Nitrile (Buna N)	300	(-40° to +250° F)
1/2" Body Size	Brass	Brass	5 Pawls	Zinc-Plated Steel	Nitrile (Buna N)	300	(-40° to +250° F)
3/4" Body size	Brass	Brass	6 Pawls	Zinc-Plated Steel	Nitrile (Buna N)	300	(-40° to +250° F)
Manual Industrial							
1/4" Body Size	Brass	Brass	4 Stainless Balls	Zinc-Plated Steel	Nitrile (Buna N)	300	(-40° to +250° F)
3/8" Body Size	Zinc-Plated Steel	Zinc-Plated Steel	8 Stainless Balls	Zinc-Plated Steel	Nitrile (Buna N)	300	(-40° to +250° F)
1/2" Body Size	Zinc-Plated Steel	Zinc-Plated Steel	8 Stainless Balls	Zinc-Plated Steel	Nitrile (Buna N)	300	(-40° to +250° F)
Automotive Tru-Flate							
1/4" Body Size	Brass	Brass	4 Stainless Balls	Zinc-Plated Steel	Nitrile (Buna N)	300	(-40° to +250° F)
3/8" Body Size	Zinc-Plated Steel	Zinc-Plated Steel	8 Stainless Balls	Zinc-Plated Steel	Nitrile (Buna N)	300	(-40° to +250° F)
Lincoln Series							
1/4" Body Size	Brass	Brass	3 Pawls	Zinc-Plated Steel	Nitrile (Buna N)	300	(-40° to +250° F)
Acme interchange							
1/4" Body Size	Brass	Brass	6 Stainless Balls	Zinc-Plated Steel	Nitrile (Buna N)	300	(-40° to +250° F)
ARO Interchange							
1/4" Body Size	Brass	Brass	4 Stainless Balls	Zinc-Plated Steel	Nitrile (Buna N)	300	(-40° to +250° F)
Megaflow Automatic							
1/4" Body Size	Brass	Hardened Steel	5 Stainless Balls	Zinc-Plated Steel	Nitrile (Buna N)	220	(-40° to +250° F)
Moldflow Series							
1/4" Body Size							
Non-valved	Brass	Brass	6 Stainless Balls	Brass	Silicone	250	(-50° to +425° F)
Valved	Brass	Nickel-Plated Brass	7 Stainless Balls	Brass	Silicone	250	(-50° to +425° F)
3/8" Body Size							
Non-valved	Brass	Brass	6 Stainless Balls	Brass	Silicone	250	(-50° to +425° F)
Valved	Brass	Nickel-Plated Brass	7 Stainless Balls	Brass	Silicone	250	(-50° to +425° F)

Note: All couplers have stainless steel springs.




For All Your Pneumatic Accessory Needs • www.coilhose.com
 EAST: 19 Kimberly Road, East Brunswick, NJ 08816 • 732.390.8480
 WEST: 1730 NE Miller Street, McMinnville, OR 97128 • 503.434.5964

COUPLERS & CONNECTORS

Coilflow™ Six Ball Couplers

Coilflow Six Ball Interchange Couplers feature six stainless steel locking balls to provide a more balanced and secure connection. The locking ball diameter is sized to properly fit the connectors' form to allow greater surface contact. This makes the connector more durable, even in high-vibration conditions. These couplers are compatible with other manufacturers' couplers within the same interchange series.

Our Six Ball Couplers feature six locking balls which provide a more secure and balanced connection, extending the life of the connector.




Drag guard prevents accidental uncoupling when snagged.



Industrial Interchange 1/4" Body Size (Type I5)

Thread & Barb Size	Female	Male	Hose Barb	Lock-On Hose Barb	Reusable Polyurethane Hose Barb
1/8"	15X2F	15X2M	n/a	n/a	n/a
1/4"	15X4F	15X4M	15X4H	15X4L	15X4PR
5/16"	n/a	n/a	15X5H	n/a	n/a
3/8"	15X6F	15X6M	15X6H	15X6L	n/a




ARO Interchange 1/4" Body Size (Type I4)

Thread & Barb Size	Female	Male	Hose Barb	Lock-On Hose Barb	Reusable Polyurethane Hose Barb
1/8"	14X2F	14X2M	n/a	n/a	n/a
1/4"	14X4F	14X4M	14X4H	14X4L	14X4PR
5/16"	n/a	n/a	14X5H	n/a	n/a
3/8"	14X6F	14X6M	14X6H	14X6L	n/a



ARO Interchange Automatic 1/4" Body Size (Type I4A)

Thread & Barb Size	Female	Male	Hose Barb	Lock-On Hose Barb	Reusable Polyurethane Hose Barb
1/8"	14A2F	14A2M	n/a	n/a	n/a
1/4"	14A4F	14A4M	14A4H	14A4L	n/a
5/16"	n/a	n/a	14A5H	n/a	n/a
3/8"	14A6F	14A6M	14A6H	14A6L	n/a



Automotive Interchange 1/4" Body Size (Type I6)

Thread & Barb Size	Female	Male	Hose Barb	Lock-On Hose Barb	Reusable Polyurethane Hose Barb
1/8"	16X2F	16X2M	n/a	n/a	n/a
1/4"	16X4F	16X4M	16X4H	16X4L	16X4PR
5/16"	n/a	n/a	16X5H	n/a	n/a
3/8"	16X6F	16X6M	16X6H	16X6L	n/a

COUPLERS & CONNECTORS


Coilflow™ Automatic Industrial Interchange

Our Coilflow Automatic Industrial Series Couplers are designed for stationary mounting where a simple "one handed" push-to-connect operation is desirable. These automatic couplers feature a compact size, quality all-brass, rugged construction and are interchangeable with all other manufacturer's Industrial interchanges.

Automatic couplers are available in four different body sizes with male or female thread connectors up to 3/4" NPT; also with hose barb up to 1/2" I.D. hose. These couplers will accept all Coilhose Industrial interchange connectors as well as other manufacturers' connectors which conform to MIL-C4109 specifications.


1/4" Body Size COUPLERS (Type I5)

Thread & Barb Size	Female	Male	Hose Barb	Lock-On Hose Barb
1/8"	158A	159A	n/a	n/a
1/4"	150A	152A	153A	153AL
5/16"	n/a	n/a	154A	n/a
3/8"	151A	155A	156A	156AL




3/8" Body Size COUPLERS (Type 58)

Thread & Barb Size	Female	Male	Hose Barb	Lock-On Hose Barb
1/4"	582A	583A	n/a	n/a
3/8"	580A	581A	586A	586AL
1/2"	584A	587A	588A	n/a




1/2" Body Size COUPLERS (Type I2)

Thread & Barb Size	Female	Male	Hose Barb	Lock-On Hose Barb
3/8"	123A	121A	n/a	n/a
1/2"	120A	122A	128A	128AL



3/4" Body Size COUPLERS (Type 34)

Thread & Barb Size	Female	Male	Hose Barb	Lock-On Hose Barb
3/4"	340A	342A	343A	n/a



Coilflow™ Automatic Combo Couplers, Industrial & Acme Interchange



1/4" Body Size COUPLERS (Type I5)

Thread & Barb Size	Female	Male	Hose Barb	Lock-On Hose Barb
1/8"	15C90B2F	15C90B2M	n/a	n/a
1/4"	15C90B4F	15C90B4M	15C90B4H	15C90B4L
5/16"	n/a	n/a	15C90B5H	n/a
3/8"	15C90B6F	15C90B6M	15C90B6H	15C90B6L


For All Your Pneumatic Accessory Needs • www.coilhose.com
 EAST: 19 Kimberly Road, East Brunswick, NJ 08816 • 732.390.8480
 WEST: 1730 NE Miller Street, McMinnville, OR 97128 • 503.434.5964



COUPLERS & CONNECTORS


Coilflow™ Industrial Interchange

This series of couplers and connectors is engineered to interchange with the Industrial interchange designs of all manufacturers. Standard packaging consists of twenty-five pieces per box or ten pieces per plastic bag. Items marked with an asterisk (*) are only available in bags of ten.



1/4" Body Size COUPLERS (Type 15)				
Thread & Barb Size	Female	Male	Hose Barb	Lock-On Hose Barb
1/8"	158	159	n/a	n/a
1/4"	150**	152	153	153L
5/16"	n/a	n/a	154	n/a
3/8"	151	155	156	156L


**For all brass coupler with stainless steel locking balls and brass ball valve, order Model 150B.




1/4" Body Size CONNECTORS (Type 15)				
Thread & Barb Size	Female	Male	Hose Barb	Lock-On Hose Barb
1/8"	1509	1504	n/a	n/a
1/4"	1502*	1501***	1506	1506L
5/16"	n/a	n/a	1507	n/a
3/8"	1505	1503	1508	1508L

***For all brass connectors, order Model 1501B.


*Also available in five packs. See page 32 for information.




3/8" Body Size COUPLERS (Type 58)				
Thread & Barb Size	Female	Male	Hose Barb	Lock-On Hose Barb
1/4"	582	583	n/a	n/a
3/8"	580	581	586	586L
1/2"	584	587	588	n/a



3/8" Body Size CONNECTORS (Type 58)				
Thread & Barb Size	Female	Male	Hose Barb	Lock-On Hose Barb
1/4"	5804	5803	n/a	n/a
3/8"	5802	5801	5806	5806L
1/2"	5805	5809	5808	n/a



1/2" Body Size COUPLERS (Type 12)				
Thread & Barb Size	Female	Male	Hose Barb	Lock-On Hose Barb
3/8"	123	121	127	n/a
1/2"	120	122	128	n/a



1/2" Body Size CONNECTORS (Type 12)				
Thread & Barb Size	Female	Male	Hose Barb	Lock-On Hose Barb
3/8"	1204	1203	1207	n/a
1/2"	1202	1201	1208	n/a



3/4" Body Size CONNECTORS (Type 34)				
Thread & Barb Size	Female	Male	Hose Barb	Lock-On Hose Barb
3/4"	3402	3401	n/a	n/a

For use with Automatic Ind'l Couplers only (pg 27)


COUPLERS & CONNECTORS

Coilflow™ Automotive Tru-Flate Interchange

This series of couplers and connectors is engineered to interchange with the Automotive Tru-Flate interchange designs of other manufacturers. Standard packaging consists of 25 pieces per box or ten pieces per plastic bag.

1/4" Body Size COUPLERS (Type I6)

Thread & Barb Size	Female	Male	Hose Barb	Lock-On Hose Barb
1/8"	n/a	169*	n/a	n/a
1/4"	160**	162	163***	163L*
3/8"	161	165	166	166L*




*Items are only available in bags of ten.

For grip coupler, order **Model 160G. This specially designed raised knurled sleeve ensures a positive grip even with oily or gloved hands.

***For all brass coupler with stainless steel locking balls, order **Model 163B**.

1/4" Body Size CONNECTORS (Type I6)

Thread & Barb Size	Female	Male	Hose Barb	Lock-On Hose Barb
1/8"	n/a	1604	n/a	n/a
1/4"	1602*	1601****	1606	1606L
3/8"	1605	1603	1608	1608L




****For all brass connector, order **Model 1601B**.

*Also available in five packs. See page 32 for information.

3/8" Body Size COUPLERS (Type 59)


Thread & Barb Size	Female	Male	Hose Barb	Lock-On Hose Barb
1/4"	592	593	n/a	n/a
3/8"	590	591	598	598L*



*Items are only available in bags of ten.

3/8" Body Size CONNECTORS (Type 59)

Thread & Barb Size	Female	Male	Hose Barb	Lock-On Hose Barb
1/4"	5904	5903	n/a	n/a
3/8"	5902	5901	5906	5906L*




*Items are only available in bags of ten.

1/2" Body Size CONNECTORS (Type I3)

Thread & Barb Size	Female	Male	Hose Barb	Lock-On Hose Barb
3/8"	1304	1303	n/a	n/a
1/2"	1302	1301	1308	n/a

For use with 12 Series Industrial Couplers (pg. 27)




Coilflow™ Lincoln Interchange

This series of couplers and connectors is engineered to interchange with the Lincoln interchange designs of other manufacturers. Standard packaging consists of 25 pieces per box or ten pieces per plastic bag.

1/4" Body Size COUPLERS (Type I7)


Thread & Barb Size	Female	Male	Hose Barb	Lock-On Hose Barb
1/4"	170	172*	n/a	n/a



*Items are only available in bags of ten.

1/4" Body Size CONNECTORS (Type I7)


Thread & Barb Size	Female	Male	Hose Barb	Lock-On Hose Barb
1/4"	1702	1701	n/a	n/a



COUPLERS & CONNECTORS

Coilflow™ Acme Interchange

The Acme Series of couplers and connectors offer a compact design making it ideal for hose assemblies. This lightweight coupler, which is 25% lighter than other interchanges, helps to maximize the user's range of motion and minimizes the fatigue associated with larger, heavier couplers. They also allow 15-30% more flow than other 1/4" interchanges. Six locking balls provide a more secure and balanced connection, assuring a longer connector life. The "radius design" connector allows more surface area contact with the locking balls, making it more durable even in high vibration conditions.



1/4" Body Size COUPLERS (Type A900)

Thread & Barb Size	Female	Male	Hose Barb	Lock-On Hose Barb	Reusable Polyurethane Hose Barb
1/8"	A900B2F	A900B2M	n/a	n/a	n/a
1/4"	A900B4F	A900B4M	A900B4H	A900B4L	A900B4P
5/16"	n/a	n/a	A900B5H	n/a	n/a
3/8"	A900B6F	A900B6M	A900B6H	A900B6L	n/a




1/4" Body Size CONNECTORS (Type A900)

Thread & Barb Size	Female	Male	Hose Barb	Lock-On Hose Barb	Reusable Polyurethane Hose Barb
1/4"	A900N4F	A900N4M	A900N4H	n/a	A900N4P
3/8"	A900N6F	A900N6M	A900N6H	n/a	n/a


Coilflow™ ARO Interchange

This series of couplers and connectors is engineered to interchange with the ARO design as well as similar designs of other manufacturers. Standard packaging consists of ten pieces per plastic poly bag.



1/4" Body Size COUPLERS (Type I4)

Thread & Barb Size	Female	Male	Hose Barb	Lock-On Hose Barb
1/4"	140	142	143	n/a
3/8"	141	145	n/a	n/a



1/4" Body Size CONNECTORS (Type I4)

Thread & Barb Size	Female	Male	Hose Barb	Lock-On Hose Barb
1/8"	n/a	1404	n/a	n/a
1/4"	1402*	1401*	1406	n/a
5/16"	n/a	n/a	1407	n/a
3/8"	1405	1403	n/a	n/a

*Also available in five packs. See page 32 for information.


COUPLERS & CONNECTORS

Ball Swivel Connectors

Ball Swivel Connectors combine the features of Ball Swivel Fittings and Connectors, eliminating the need for an additional fitting. This creates an ergonomic and lightweight tool-to-hose connection. The connection and nut portion is nickel-plated hardened steel and the threaded portion of the fitting is all brass. Available in 1/4" body Industrial, Automotive, ARO and Acme Interchanges. Also available in 3/8" body size in Industrial and Automotive Interchanges.

Ordering Information:

Interchange	Size	Model
ARO	1/4" Connector x 1/4" Male	14-04BS
ARO	1/4" Connector x 1/4" Female	14-04BSF
ARO	1/4" Connector x 3/8" Male	14-06BS
Industrial	1/4" Connector x 1/4" Male	15-04BS
Industrial	1/4" Connector x 1/4" Female	15-04BSF
Industrial	1/4" Connector x 3/8" Male	15-06BS
Industrial	3/8" Connector x 1/4" Male	58-04BS
Industrial	3/8" Connector x 3/8" Male	58-06BS
Automotive	1/4" Connector x 1/4" Male	16-04BS
Automotive	1/4" Connector x 1/4" Female	16-04BSF
Automotive	1/4" Connector x 3/8" Male	16-06BS
Automotive	1/4" Connector x 1/4" Male	59-04BS
Automotive	1/4" Connector x 3/8" Male	59-06BS
Acme	1/4" Connector x 1/4" Male	A900N4BS
Acme	1/4" Connector x 3/8" Male	A900N6BS



The Megaflow™ High Flow Series is engineered to allow twice the flow of comparably-sized standard-design couplers and connectors. Now this high flow interchange is available in our Ball Swivel configuration as well. Ideal for HVLP (High Volume / Low Pressure) applications within the PB&E (Paint Body & Equipment) market and when air supply to high-speed tools is required.

Ordering Information:

Interchange	Size	Model
Megaflow	1/4" Connector x 1/4" Male	11-04BS
Megaflow	1/4" Connector x 1/4" Female	11-04BSF



Megaflow™ Automatic High Flow Series

Megaflow High Flow Series is engineered to allow twice the flow of comparably-sized standard design couplers and connectors. One handed push-to-connect design allows easy operation. Megaflow™ couplers can be used with any "Type 15" series connectors in an emergency.

1/4" Body Size COUPLERS (Type II)

Thread & Barb Size	Female	Male	Hose Barb
1/4"	110	112	113
3/8"	111	n/a	116

1/4" Body Size CONNECTORS (Type II)

Thread & Barb Size	Female	Male	Hose Barb
1/4"	1102	1101	1106
3/8"	1105	1103	1108



COUPLERS & CONNECTORS

Non-Marring Composite Couplers

These Non-Marring Couplers are manufactured out of a heavy-duty, high-impact fiberglass composite, which protects finished surfaces from scratching and marring that can occur with brass or steel couplers. These automatic couplers are available in three varieties: Industrial, Safety and Megaflow™.



Industrial Composite Couplers can be used with any standard Industrial Interchange connector. (Gray body with blue ring)



Safety Composite Couplers can be used with any standard Industrial Interchange connector, but offer additional protection against "hose whip" upon disconnection by safely bleeding off air line pressure through a two-step release mechanism. (Black body with yellow ring)




Megaflow™ Composite Couplers can be used with Coilhose's Megaflow product line and are engineered to deliver much higher flow than comparably sized standard-design couplers and connectors, and are ideal for PB&E (Paint Body & Equipment) and other high-CFM applications. (Gray body with red ring)

Ordering Information:

SPECIFICATIONS			
	Industrial	Safety	Megaflow
Air flow at 100 PSI:	45 CFM	45 CFM	78 CFM
Temperature Range:	5° F - 160° F	5° F - 160° F	5° F - 160° F
Working Pressure:	175 PSI	175 PSI	175 PSI
Function:	Single release	Double release	Single release
Locking Device:	2 Pawls	4 Pawls	2 Pawls

Description	Model
1/4" FPT Industrial Coupler	150C
1/4" MPT Industrial Coupler	152C
1/4" FPT Safety Industrial Coupler	150CSE
1/4" MPT Safety Industrial Coupler	152CSE
1/4" FPT Megaflow™ Coupler	110C
1/4" MPT Megaflow™ Coupler	112C

Micro Couplers



The Micro Coupler is the first miniature quick disconnect offered by Coilhose. This coupler is ideal for applications where space is limited such as instrumentation, laboratory, chemical, medical and miniature pneumatics.


Available in either valved or straight through configurations.

Ordering Information:

SPECIFICATIONS	
Working Temperature*:	-4° F up to +210° F (Buna N)
Working Pressure:	500 PSI
Safety Factor:	4 to 1
*Depends on the medium.	

Thread Size	COUPLER		CONNECTOR
	Open Check Model	Closed Check Model	Plated
10-32 Female Thread	20X1032F	20X1032FC	2005-1032
1/8"	20X2H	20X2HC	2002
5/32"	20X4H	20X4HC	2004
3/16"	20X5H	20X5HC	2005

Steel Couplers & Connectors



Also in 5 Packs!

All-steel construction makes these quick disconnects an excellent choice for higher-impact and higher-vibration applications. The Steel Couplers have a silver chromate finish which guards against corrosion and deterioration, while a drag guard helps prevent accidental coupler disconnection.

Ordering Information:

Description	Coupler Model	Connector Model	5 Pack Coupler Model	5 Pack Connector Model
	1/4" FPT ARO Interchange	140S	1401	140S-T5
1/4" MPT ARO Interchange	142S	1402	142S-T5	1402-T5
1/4" FPT Industrial Interchange	150S	1501	150S-T5	1501-T5
1/4" MPT Industrial Interchange	152S	1502	152S-T5	1502-T5
1/4" FPT Automotive Interchange	160S	1601	160S-T5	1601-T5
1/4" MPT Automotive Interchange	162S	1602	162S-T5	1602-T5

See pages 28-30 for photos of Connectors.



For All Your Pneumatic Accessory Needs • www.coilhose.com
 EAST: 19 Kimberly Road, East Brunswick, NJ 08816 • 732.390.8480
 WEST: 1730 NE Miller Street, McMinnville, OR 97128 • 503.434.5964

COUPLERS & CONNECTORS

Coilflow™ Automatic Universal Couplers ("U" Series)

Why the best coupling performance is achieved by matching couplers and connectors of the same interchange, this may not always be possible. Coilhose Pneumatics Automatic Universal Couplers are designed for use where there are connectors of different interchanges in use on the same application or in the same plant. These couplers feature an all brass body and sleeve construction, four hardened steel locking balls, stainless steel valve and sleeve springs, and nitrile (Buna-N) seals and o-rings.


Specifications

Pressure Rating150 PSI
Operating Temperature-40° F to +250° F
Connecting Force:	
at 60 PSI13 lbs.
at 80 PSI17 lbs.
at 100 PSI21 lbs.

Ordering Information:

Thread Size / Barb	Model
1/4" Female	150U
1/4" Male	152U

Universal Couplers fit with the three most popular 1/4" Interchange Connectors.



Straight Through Series

These Straight Through Couplers and Connectors contain no internal valving to reduce flow through the connection. The connector's wide bore also makes cleaning a snap. Interchangeable with most manufacturers' straight through couplings. These couplers and connectors are ideal for fluid transfer lines, pressure washers and carpet cleaners.

Ordering Information:

Material	Type	Thread Size	MPT Model	FPT Model
Brass	Connector	1/4"	1101STB	1102STB
Steel	Connector	1/4"	1101STS	1102STS
Brass	Connector	3/8"	1103STB	1105STB
Steel	Connector	3/8"	1103STS	1105STS
Brass	Connector	1/2"	1109STB	1110STB
Steel	Connector	1/2"	1109STS	1110STS
Brass	Coupler	1/4"	112ST	110ST
Brass	Coupler	3/8"	115ST	111ST
Brass	Coupler	1/2"	119ST	117ST



Specifications

PSI Rating:	
1/4" Brass Coupler5200 PSI
3/8" Brass Coupler2700 PSI
1/2" Brass Coupler2200 PSI
SleeveBrass
SealsBuna N
Temperature Range:-40° F to +250° F

Coilflow™ Contractors Water Hose Series

The Contractors Water Hose Series allows water hoses to be connected and disconnected quickly and easily. Maximum water flow and minimum pressure drop are assured through its unvalved design, making it ideal for equipment and machine wash down systems, water tank lines and garden hose applications.

Ordering Information:

Body Size	Description	Model
3/4"	Coupler and Connector Set	100K
3/4"	Coupler	100
3/4"	Connector	1001
3/4"	Washer (replacement only)	101W*

*Special molded washer is used on this coupler assembly.



Specifications


Thread Size3/4" - 1 1/2" NH
Pressure Rating200 PSI
Operating Temperature-40° F to + 250° F
Locking Device4 Balls
Material:	
BodyBrass
SpringStainless Steel
Locking BallsStainless Steel
WasherBuna-N Nitrile

COUPLERS & CONNECTORS

Moldflow™ Series

The Moldflow Series of couplers and connectors is designed primarily for use in cooling injection molds. They are available in valved or unvalved configurations. Engineered to interchange with other manufactures, these couplers and connectors are made from high quality brass with stainless steel balls, stainless steel valves and springs, and silicone seals. Valved couplers come with nickel-plated sleeve for easy identification.

Note: Valved couplers must be used with valved connectors for proper operation.




Straight Barb COUPLERS

Body Size	Hose I.D.	Nonvalved	Valved ("V")	Lock-On Nonvalved ("P")*	Lock-On Valved ("VP")
1/4"	1/4"	6-204	6-204V	6-204P*	6-204VP
1/4"	5/16"	6-205	6-205V	n/a	n/a
1/4"	3/8"	6-206	6-206V	6-206P*	6-206VP
3/8"	3/8"	6-306	6-306V	6-306P*	6-306VP
3/8"	1/2"	6-308	6-308V	6-308P*	6-308VP



90° Barb COUPLERS


Body Size	Hose I.D.	Nonvalved	Valved ("V")	Lock-On Nonvalved ("P")*	Lock-On Valved ("VP")
1/4"	1/4"	6-214	6-214V	6-214P*	6-214VP
1/4"	5/16"	6-215	6-215V	n/a	n/a
1/4"	3/8"	6-216	6-216V	6-216P*	6-216VP
3/8"	3/8"	6-316	6-316V	6-316P*	6-316VP
3/8"	1/2"	6-318	6-318V	6-318P*	6-318VP




45° Barb COUPLERS

Body Size	Hose I.D.	Nonvalved	Valved ("V")	Lock-On Nonvalved ("P")*	Lock-On Valved ("VP")
1/4"	1/4"	6-224	6-224V	6-224P*	6-224VP
1/4"	5/16"	6-225	6-225V	n/a	n/a
1/4"	3/8"	6-226	6-226V	6-226P*	6-226VP
3/8"	3/8"	6-326	6-326V	6-326P*	6-326VP
3/8"	1/2"	6-328	6-328V	6-328P*	6-328VP

*Valved Couplers have nickel plated coupler sleeves for identification.



Female



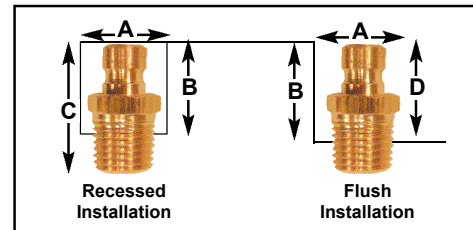
Male

Pipe CONNECTORS

Body Size	Thread Size	Female Thread All Brass Model	Male Thread All Brass Model	Male Valve Thread All Brass Model
1/4"	1/8" - 27" NPT	6-251F	6-251	n/a
1/4"	1/4" - 18" NPT	6-252F	6-252	6-252V
1/4"	3/8" - 18" NPT	6-253F	6-253	n/a
3/8"	1/4" - 18" NPT	6-352F	6-352	n/a
3/8"	3/8" - 18" NPT	6-353F	6-353	6-353V
3/8"	1/2" - 14" NPT	6-354F	6-354	n/a

Installation Dimensions for Pipe Connectors

A	B	C	D
11/16"	11/16"	1"	5/8"
27/32"	15/16"	1-3/16"	7/8"
1"	15/16"	1-1/4"	--
1"	1-3/32"	17/16"	1-1/32"
1"	1-1/8"	1-7/16"	1-1/16"
1-3/16"	1-1/4"	1-9/16"	1-3/6"



Non-Valved Extension Plugs

Body Size	Thread Size	4" Long Model	6" Long Model
1/4"	1/8" - 27" NPT	6-255X4	6-255X6
3/8"	1/4" - 18" NPT	6-355X4	6-355X6

Extension plugs are available in 4" and 6" sizes, which the customer can cut to any length, and threaded to the specified NPT.

600 Series Blow Guns

Our 600 Series Blow Guns feature tough zinc die cast bodies that are made to last in even the harshest environments. The ergonomic design of the body and large operating lever reduce user fatigue and discomfort, even during long term use. Available in chrome-plated finish for an attractive appearance and superior corrosion resistance. The 600 Series Blow Guns are supplied with 1/4" NPT female inlet thread and 1/8" NPT female outlet thread. "S" suffix blow gun conform to OSHA standards for noise levels (1910.95) and less than 30 PSI dead-ended pressure (1910.242B).

FEATURES

- ◆ Available with a wide selection of tips to fit any application.
- ◆ Tough zinc die cast body.
- ◆ Four self-lubricating "O-Rings" prevent valve leakage, making blow gun repairs unnecessary.

Specifications

Pressure Rating: **150 PSI**
 Operating Temperature: **32° to 175° F**
 Body: **Die Cast Zinc (Chrome Plated)**
 Nozzle: **Brass**
 Thumb Grip: **Vinyl**
 Internal Components: **Brass**

Ordering Information:

Description	Model
Safety (standard)	600S-DL
Safety (tamperproof)	600ST-DL
Safety Booster	600-SB
Safety Shield	600-SS
Rubber	601
Siphon	602
Brass (standard)	605
3" Safety Extension	603-S
6" Safety Extension	606-S
8" Safety Extension	608-S
10" Safety Extension	610-S
12" Safety Extension	612-S
16" Safety Extension	616-S
18" Safety Extension	618-S
24" Safety Extension	624-S
30" Safety Extension	630-S
36" Safety Extension	636-S
6" Safety Flexible Extension	600-FF06
12" Safety Flexible Extension	600-FF12
Steel Brush	801
Nylon Brush	802
Horsehair Brush	803

Kit Ordering Information:

Description	Model
600-S Blow Gun and N14-12A Coilhose	600-N12A
600-S Blow Gun and N14-25A Coilhose	600-N25A
Blow Gun w/ Brush Kit (includes one of each: steel, nylon & horsehair brush)	810K
Blow Gun with Brush and N14-25A Coilhose Kit	820K



Safety (Standard) 600S-DL



Tamper Proof 600-ST-DL



Safety Booster 600-SB




Safety Shield 600-SS



Rubber Tip 601



Brass Tip 605



600-FF12



Safety Extension Tip 606-S



Siphon Tip 602



Steel Brush 801

BLOW GUNS & TIPS

600 Series Premium Blow Guns

Our 600 Series Premium Blow Guns have tough zinc die cast bodies and an ergonomic design plus a premium black finish for an attractive appearance and superior corrosion resistance. "S" suffix blow guns conform to OSHA standards for noise levels (1910.95) and less than 30 PSI dead-ended pressure (1910.242B).



Available with a wide variety of safety tips!

Ordering Information:

Tip Description	Model
Standard Safety	600P-S
3" Standard Safety	603P-S
6" Safety Extension	606P-S
8" Safety Extension	608P-S
10" Safety Extension	610P-S
12" Safety Extension	612P-S
16" Safety Extension	616P-S
18" Safety Extension	618P-S
24" Safety Extension	624P-S
30" Safety Extension	630P-S
36" Safety Extension	636P-S
Siphon	602P

High Volume Air Flow Blow Guns

Our High Volume Air Flow Blow Guns are designed to increase flow while reducing air consumption. This results in a more efficient blow off operation and savings in compressed air costs. These blow guns conform to OSHA standards for outlet pressure requirements (1910.2424B) and occupational noise level exposure (1910.95). The tips are manufactured from nickel-plated brass for long lasting performance and are supplied with 1/8" MPT to fit most blow guns and other air blow off devices.



600V-S



600PV-S

OSHA
Compliant



SVT10
(Shown at actual size)

Ordering Information:

Description	Model
High Volume Blow Gun Tip	SVT10
High Volume Safety Blow Gun Tip	600V-S
Premium High Volume Safety Blow Gun	600PV-S

Button Blow Guns




660-S

OSHA
Compliant


Our Button Operated Series of Blow Guns feature a compact design and an economical alternative to the lever operated and pistol grip types. Their distinctive rugged black finish sets them apart from other blow guns and assures long term protection against corrosion. Rugged construction enables these guns to withstand rough handling.

Ordering Information:

Description	Model
Brass Safety Tip	660-S
Brass Non-Safety Tip (standard)	665
Rubber Tip	661



665



661



For All Your Pneumatic Accessory Needs • www.collhose.com
 EAST: 19 Kimberly Road, East Brunswick, NJ 08816 • 732.390.8480
 WEST: 1730 NE Miller Street, McMinnville, OR 97128 • 503.434.5964

In-Line Blow Guns

These In-Line Blow Guns are compact, durable and provide maximum flow. The blow gun's small size and light weight make it ideal for at-the-tool use. This allows users to quickly clean off a workspace without changing tools. It's also durable - the chrome-plated zinc body will hold up in even the harshest environments. Ideal for use with pneumatic grinders and sanders.

FEATURES

- ◆ Unique "full flow" straight-through design will not restrict downstream air flow.
- ◆ 1/4" supply ports; 1/8" nozzle port.
- ◆ Made of zinc and chrome-plated for durability and superior corrosion resistance.

Specifications

Pressure Rating:	.150 PSI
Operating Temp.:	.32° F - +175° F
Material:	
Body:	Chrome-plated die cast zinc
Internals:	Nickel-plated brass / Stainless steel spring
Material:	
Length:	.1 7/8"
Width:	.3/4"
Height:	.1 - 5/8"
Weight:	.0.2 lbs.



Ordering Information:

Description	Model
In-Line Blow Gun with Safety Tip	640S-DL
In-Line Blow Gun with Rubber Tip	641-DL

See page 41 for tip options.

700 Series Blow Guns

Coilhose Pneumatics 700 Series Blow Guns are manufactured from high quality aluminum castings to withstand the rigors of industrial use. The pistol grip design assures user comfort even during long term use. Worker fatigue is minimized with a trigger type operating mechanism. Extra wide hanging hook provides additional finger protection. The 700 Series Blow Guns are supplied with 1/4" NPT female inlet thread and 1/8" NPT female outlet thread. "S" suffix blow guns conform to OSHA standards for noise levels (1910.95) and less than 30 PSI dead-ended pressure (1910.242B).

Ordering Information:

Tip Description	Model
Safety (standard)	700-S
Safety Booster	700-SB
Safety Shield	700-SS
Rubber	701
Siphon	702
Brass	705
3" Safety Extension	703-S
6" Safety Extension	706-S
8" Safety Extension	708-S
10" Safety Extension	710-S
12" Safety Extension	712-S
16" Safety Extension	716-S
18" Safety Extension	718-S
24" Safety Extension	724-S
30" Safety Extension	730-S
36" Safety Extension	736-S

Kit Ordering Information:

Description	Model
700 Series Repair Kit	700RK



FEATURES

- ◆ Vinyl handle covering increases user comfort while allowing a more positive grip.
- ◆ Available with a wide selection of tips to fit any application.

BLOW GUNS & TIPS

770 Series Pistol Grip Blow Guns

Our Pistol Grip Blow Guns offer variable flow control and are lightweight, yet rugged. The 770 model is OSHA compliant. "S" suffix blow guns conform to OSHA standards for noise levels (1910.95) and less than 30 PSI dead-ended pressure (1910.242B).



FEATURES

- ♦ Variable flow control for precise air delivery.
- ♦ Lightweight and ergonomic design reduces user fatigue.
- ♦ Brass reinforced inlet 1/4" FPT.

The 771 model will support a variety of standard blow gun tips. Select the tip that best fits your application. Safety tips are OSHA compliant. See page 41 for photos of the different tips.

Ordering Information:

Tip Description	Model
770 Model	
Standard	770-S
771 Model	
Open (Accepts Blow Gun Replacement Tips)	771-NT
Safety	771-S
Safety Booster	771-SB
Safety Shield	771-SS
High Volume	771V-S
Rubber	771-RT
Siphon	771-SP
Brass	771-NS
3" Safety Extension	771-03S
6" Safety Extension	771-06S
8" Safety Extension	771-08S
10" Safety Extension	771-10S
12" Safety Extension	771-12S
16" Safety Extension	771-16S
18" Safety Extension	771-18S
24" Safety Extension	771-24S
30" Safety Extension	771-30S
36" Safety Extension	771-36S

The 771-NT is also available in a blow gun kit. See page 40 for information.

Typhoon® High Volume Blow Gun

The Typhoon is Coilhose's most powerful blow gun, delivering up to 51 CFM and over three pounds of thrust at 125 PSI. The Typhoon is ideal for heavy-duty clean-up and blow-off, and its light weight and sleek design make this gun a favorite. The Typhoon meets or exceeds OSHA regulations, and features a variable flow trigger for controlled blow-off.

High Flow! Maximum Power!



TYP-2500CS

- Comes standard with High Flow Tip
- 34 CFM at 125 PSI
- 2.1 lbs. of Thrust



TYP-3800CS

- Comes standard with Multi-Jet Tip
- 51 CFM at 125 PSI
- 3.1 lbs. of Thrust

Specifications

	2500 Series	3800 Series
Weight:	6.2 oz.	6.2 oz.
Sound Level at 125 PSI (Db):	.85	.80
Length:	10.5"	10.5"
Width:	5.75"	5.75"
Height:	2.125"	2.125"

Ordering Information:

Description	Model
1/4" NPT Blow Gun	
1/4" NPT Blow Gun with High Flow Tip	TYP-2500CS
1/4" NPT Blow Gun with 6" Ext. and High Flow Tip	TYP2506
1/4" NPT Blow Gun with 12" Ext. and High Flow Tip	TYP2512
1/4" NPT Blow Gun with 18" Ext. and High Flow Tip	TYP2518
1/4" NPT Blow Gun with 24" Ext. and High Flow Tip	TYP2524
1/4" NPT Blow Gun with 36" Ext. and High Flow Tip	TYP2536
1/4" NPT Blow Gun with 48" Ext. and High Flow Tip	TYP2548
1/4" NPT Blow Gun with 60" Ext. and High Flow Tip	TYP2560
1/4" NPT Blow Gun with 72" Ext. and High Flow Tip	TYP2572
3/8" NPT Blow Gun	
3/8" NPT Blow Gun with Multi-Jet and High Flow Tips	TYP-3800CS
3/8" NPT Blow Gun with 6" Ext. and Multi-Jet Tip	TYP3806
3/8" NPT Blow Gun with 12" Ext. and Multi-Jet Tip	TYP3812
3/8" NPT Blow Gun with 18" Ext. and Multi-Jet Tip	TYP3818
3/8" NPT Blow Gun with 24" Ext. and Multi-Jet Tip	TYP3824
3/8" NPT Blow Gun with 36" Ext. and Multi-Jet Tip	TYP3836
3/8" NPT Blow Gun with 48" Ext. and Multi-Jet Tip	TYP3848
3/8" NPT Blow Gun with 60" Ext. and Multi-Jet Tip	TYP3860
3/8" NPT Blow Gun with 72" Ext. and Multi-Jet Tip	TYP3872

See page 39 for tip and extension options.



For All Your Pneumatic Accessory Needs • www.coilhose.com
 EAST: 19 Kimberly Road, East Brunswick, NJ 08816 • 732.390.8480
 WEST: 1730 NE Miller Street, McMinnville, OR 97128 • 503.434.5964

Typhoon® High Volume Blow Gun Tips

Description	Extension & High Flow Tip	Extension & Multi-Jet Tip	Extension Only *
Extensions			
1" Extension Coupling	n/a	n/a	EXT-1-DL
2" Extension	n/a	n/a	EXT-2-DL
6" Extension	EXT06CN-DPB	EXT06MJ-DPB	EXT-6-DPB
12" Extension	EXT12CN-DPB	EXT12MJ-DPB	EXT-12-DPB
18" Extension	EXT18CN-DPB	EXT18MJ-DPB	EXT-18-DPB
24" Extension	EXT24CN-DPB	EXT24MJ-DPB	EXT-24-DPB
36" Extension	EXT36CN-DPB	EXT36MJ-DPB	EXT-36-DPB
48" Extension	EXT48CN-DPB	EXT48MJ-DPB	EXT-48-DPB
60" Extension	EXT60CN-DPB	EXT60MJ-DPB	EXT-60-DPB
72" Extension	EXT72CN-DPB	EXT72MJ-DPB	EXT-72-DPB

Description	Tip Only
Tip only (no gun or extension)	
High Flow Tip with Male Pipe Thread	HFN-00M-DL
Chrome-Plated High Flow Tip with Male Pipe Thread	HFN-11M-DL
High Flow Tip with Female Pipe Thread	HFN-00F-DL
Multi-Jet Tip	MJN-0-DL



HFN-00M-DL
High Flow Tip
(Male)



HFN-11M-DL
Chrome-Plated
High Flow Tip (Male)



HFN-00F-DL
High Flow Tip
(Female)



MJN-0-DL
Multi-Jet Tip
(Female)

* Extensions listed can be used with all -TYP guns

Typhoon® Siphon Tip

The Siphon Tip utilizes Typhoon's high force to distribute liquids over a large surface area. These liquids can be regulated from a strong stream to a fine mist, delivering up to 16 gph. Satisfactory for many commercial and industrial applications, involving cleaning up or washing down. Includes an 8' polyvinyl tube, a sinker to keep hose in the solution, an extension tip and a flow control.

Description	Model
Siphon Tip Kit with 16" Extension	TSN16-PB



NEW

Typhoon® Pro High Volume Blow Gun

The Typhoon Pro provides the same high flow as the standard Typhoon but in an all-metal design for hardcore users. Chrome plating on an aluminum body resists chemicals and solvents and makes this gun easy to clean. The gun can also be disassembled for easy maintenance and internal cleaning. Also comes assembled with extensions up to 48".

Description	Model
Typhoon Pro with Chrome-Plated High Flow Tip	TYP2501-CS
Typhoon Pro with 6" Extension and High Flow Tip	TYP2501-06
Typhoon Pro with 12" Extension and High Flow Tip	TYP2501-12
Typhoon Pro with 18" Extension and High Flow Tip	TYP2501-18
Typhoon Pro with 24" Extension and High Flow Tip	TYP2501-24
Typhoon Pro with 36" Extension and High Flow Tip	TYP2501-36
Typhoon Pro with 48" Extension and High Flow Tip	TYP2501-48

Typhoon
pro

Now Available with Extensions!

OSHA Compliant



TYP2501-CS Model

- 34 CFM at 125 PSI
- 2.1 lbs. of Thrust

FEATURES

- ◆ Variable flow control for precise air delivery.
- ◆ Silicone-free so ideal for use in paint applications.
- ◆ Lightweight aluminum body with a rugged, chrome-plated zinc High Flow nozzle.

Specifications for TYP2501-CS

Weight:	12 oz.
Sound Level at 125 PSI (Db):	80
Length:	10.5"
Width:	5.75"
Height:	2.125"



Typhoon Pro with Extension Assembled

For All Your Pneumatic Accessory Needs • www.coilhose.com
EAST: 19 Kimberly Road, East Brunswick, NJ 08816 • 732.390.8480
WEST: 1730 NE Miller Street, McMinnville, OR 97128 • 503.434.5964



Deluxe Blow Gun Kit



The Deluxe Blow Gun Kit offers serious users our best-selling 771 Series Blow Gun along with a tip for virtually every application. The kit also includes Industrial interchange and Automotive interchange connectors so that the blow gun is ready for use right out of the box.

The Deluxe Blow Gun Kit includes the following:

Blow Gun: 771 Pistol Grip Blow Gun

Tips: Non-Safety Tip, Standard Safety Tip*, Safety Booster Tip*, High Volume Safety Tip*, Inflator Tip, Rubber Tip, Assortment of Five Needle Tips, and 10" Safety Extension Tip*

Connectors: Industrial interchange Connector and Automotive interchange Connector

**These tips meet or exceed OSHA specifications.*

FEATURES

- ◆ Durable and compact for easy storage in a work area or tool box.
- ◆ Gun features a brass-reinforced 1/4" FPT inlet.
- ◆ Contents lock into place within the kit to ensure that they remain stationary and undamaged when not in use.

Ordering Information:

Description	Model
Deluxe Blow Gun Kit	BG-KITC

Ultimate Blow Gun Kit



The Ultimate Blow Gun Kit is ideal for display. Like the Deluxe Model, this kit is compact, durable, and includes a wide range of tips. Its distinguishing feature is the tough, transparent window which allows customers to view the kit's contents. This attribute makes the Ultimate Blow Gun Kit ideal for the showroom environment. The kit can be displayed on a shelf or hung, giving the distributor a variety of ways to showcase the product.

The Ultimate Blow Gun Kit includes the following:

Blow Gun: 771 Pistol Grip Blow Gun

Tips: Non-Safety Tip, Standard Safety Tip*, Safety Booster Tip*, High Volume Safety Tip*, Inflator Tip, Rubber Tip, Assortment of Five Needle Tips, and 10" Safety Extension Tip*

Connectors: Industrial interchange Connector and Automotive interchange Connector

**These tips meet or exceed OSHA specifications.*

FEATURES

- ◆ Strong, transparent cover allows customers to see kit contents.
- ◆ Durable and compact for easy storage in a work area or toolbox.
- ◆ Gun features a brass-reinforced 1/4" FPT Inlet.
- ◆ Contents lock into place within the kit to ensure that they remain stationary and undamaged when not in use.

Ordering Information:


Description	Model
Ultimate Blow Gun Kit	BG-KITCST

Blow Gun Replacement Tips

Tips found on 600, 600P, 700 or 770 series blow guns are available for replacement or for retrofit. This is a cost effective way to extend the life of a blow gun or change the blow gun's operation characteristics.

Ordering Information:

Tip Description	600-S Model	600P-S Model	700-S Model	771-NT Model
Safety (standard)	ST10	ST10	ST10	ST10
Safety (tamperproof)	-----	-----	-----	-----
Safety Booster	ST11	-----	ST11	ST11
Safety Shield	ST12	-----	ST12	ST12
Rubber	SAT13	-----	SAT13	SAT13
Siphon	SAT14	SAT14	SAT14	SAT14
Brass	SAT15	-----	SAT15	SAT15
3" Safety Extension	ST203	ST203	ST203	ST203
6" Safety Extension	ST206	ST206	ST206	ST206
8" Safety Extension	ST208	ST208	ST208	ST208
10" Safety Extension	ST210	ST210	ST210	ST210
12" Safety Extension	ST212	ST212	ST212	ST212
16" Safety Extension	ST216	ST216	ST216	ST216
18" Safety Extension	ST218	ST218	ST218	ST218
24" Safety Extension	ST224	ST224	ST224	ST224
30" Safety Extension	ST230	ST230	ST230	ST230
36" Safety Extension	ST236	ST236	ST236	ST236
6" Safety Flexible Ext.	STFF06	-----	STFF06	STFF06
12" Safety Flexible Ext.	STFF12	-----	STFF12	STFF12
Steel Brush	811	-----	811	811
Nylon Brush	822	-----	822	822
Horsehair Brush	833	-----	833	833
Telescoping (8"-36")	STT32	STT32	STT32	STT32
Flexible Nylon Shaft	FLX7	FLX7	FLX7	FLX7



Needle Blow Gun Tips

These Needle Tips allow the user to get into and blow out tight cavities, crevices and dies that are too narrow for other tips to reach. The needle portion is made from stainless steel and the nickel plated brass base with 1/8" MPT will fit most blow guns. The five Needle Tips are available individually or as an assortment.

Ordering Information:

Description	Model
.042" x 15/16" Needle Tip	SNT-1
.050" x 1 3/16" Needle Tip	SNT-2
.072" x 1 3/4" Needle Tip	SNT-3
.095" x 2 15/32" Needle Tip	SNT-4
.134" x 2 3/4" Needle Tip	SNT-5
Blow Gun Needle Tip Assortment	SNT-KIT-DPB



For All Your Pneumatic Accessory Needs • www.coilhose.com
 EAST: 19 Kimberly Road, East Brunswick, NJ 08816 • 732.390.8480
 WEST: 1730 NE Miller Street, McMinnville, OR 97128 • 503.434.5964

Introduction

A well planned compressed air system is vital to efficient overall operation. Improper tool operation, higher costs per unit of compressed air and reduced component life are but a few of the many problems created by an inefficient system. This, in turn, results in the overall loss of millions of industry dollars every year.

Five key components to an efficient compressed air system are the filter, regulator, lubricator, dryer, and mechanical drain. When properly sized, installed and maintained, these units play a critical role in achieving optimum performance in the system. As a rule, no more than two devices should be serviced by a single filter, regulator, lubricator, or dryer.

Filters:

It is inevitable that impurities will make their way into the air distribution lines in any system. Pipe scale, rust, moisture, compressor oil, pipe compound and dirt are some of the contaminants that can damage valve parts and other close fitting parts of downstream devices.

A filter will remove all foreign matter and allow clean dry air to flow freely. It should be installed in the line upstream from all working devices and in such a way that it cannot be bypassed to avoid damage to those devices.

The filter capacity should be large enough to handle the required flow of air. In order to properly size a filter for a particular application, the maximum allowable pressure drop that can be caused by the filter should be established.

Regulators:

Pneumatic equipment is designed to operate properly at a certain pressure. Although most equipment will run at pressure higher than recommended, the excess force, torque and wear can shorten the equipment's life and waste compressed air. A regulator will provide a constant set flow of air pressure at its outlet, thus assessing optimum operation and life of the downstream equipment.

The size of the regulator is determined by the downstream flow and pressure requirements. While an undersized regulator will not be able to provide the required air pressure during maximum flow conditions, an oversized regulator will be more costly than necessary to do the job.

Lubricators:

Most moving parts require some form of lubrication. The high costs of inefficiently running equipment and repair expenses make the addition of an air line lubricator an economical practice. Lubricators store oil and inject a preset amount of oil mist, or fog, into the air stream which is then delivered to the downstream device.

The size of the lubricator for a particular application is determined by the downstream requirements. The charts provided for the various lubricators in the catalog will determine the pressure drop at the required flow rate and pressure. The pressure drop should be no greater than 5 PSID. A larger lubricator should be used if the pressure drop is over 5 PSID.

Special attention should be paid to the compatibility of the lubricants used in the system and the materials in the lubricator, especially where plastic reservoirs (bowls) are concerned. Should there be any question regarding their compatibility, consult the factory or use a metal reservoir.

Desiccant Air Dryers:

The presence of water or moisture in an air line system is undesirable because of the damage it can do to pneumatic tools, cylinders, valves, and other components. When air is compressed, both its temperature and capacity to hold moisture are increased. As the air moves downstream and cools to the "dew point," the moisture condenses into drops of water (liquid condensate). Although much of this liquid can be removed through the use of filters, driplegs and drain traps, water vapor and aerosols will remain in the line.

The most reliable and cost efficient method of removing this residual vapor and aerosols is with a desiccant air dryer. These units are especially effective for protecting laboratory instrumentation, spray painting operations and air lines that are exposed to freezing conditions.

Mechanical Condensate Drains:

Condensation accumulated from compressor tanks, filters, drop legs, after coolers, dryers or other devices must be drained off so it does not flood the system. As a means of eliminating the chore of manually draining this liquid build-up from numerous collection points, a mechanical condensate drain will do it automatically while minimizing air loss. As the liquid level inside the collection bowl rises, a float is lifted and opens the drain valve. The liquid accumulated inside the bowl is then discharged at line pressure.

Coilhose offers a wide and diversified line of air preparation units to satisfy the requirements of any air line system in the most efficient and economical manner.

Sizing

Determining the correct filter, regulator or lubricator to use in an application can seem complicated. A simple checklist of information can help.

- **SCFM** (Standard Cubic Feet per Minute): Also known as flow, this is the actual volume of air required.
- **Supply pressure:** What is the supply pressure from the compressor? (Note: This can vary depending on where the application is in the system.)
- **Pipe size** of the supply piping?
- **Filtration requirements:** How clean does the air have to be for the application?
- **Pressure requirements:** At what pressure will the application operate the best?
- **Pressure drop:** What is the allowable pressure drop?
- **Lubrication requirements:** Does the application require lubrication?
- **Application requirements:** Are there any special application needs?
- **System capacity:** Does the overall pneumatic system have the capacity to meet all application needs?

Necessary information for sizing filters, regulators and lubricators include:

- Pipe Size
- Allowable pressure drop
- SCFM
- Supply pressure



For All Your Pneumatic Accessory Needs • www.coilhose.com
EAST: 19 Kimberly Road, East Brunswick, NJ 08816 • 732.390.8480
WEST: 1730 NE Miller Street, McMinnville, OR 97128 • 503.434.5964

FILTERS, REGULATORS & LUBRICATORS

FILTERS



REGULATORS



LUBRICATORS



ASSEMBLIES



FILTERS, REGULATORS & LUBRICATORS

Filters

Regulators

Lubricators

Filter, Regulator, Lubricator Comparison Guide

Series & Port Size	Supply Pressure	Filter CFM	PSI Drop	Regulator CFM at 75 PSI	PSI Drop	Lubricator CFM	PSI Drop
Economy	80 PSI			7	5		
Mini 1/8" & 1/4"	100 PSI	25	4.5	2.5	5	14	5
Mini Pro 1/8" & 1/4"	100 PSI	25	4.5	2.5	5	14	5
25 Series	80 PSI	19	5	14	5	14	5
26 Series 1/4"	100 PSI	48	5	9	5	23	5
26 Series 3/8"	100 PSI	65	5	10	5	33	5
27 Series 3/8" Port	100 PSI	102	5	20	5	60	5
27 Series 1/2" Port	100 PSI	127	5	20	5	160	5
27 Series 3/4" Port	100 PSI	125	5	20	5	160	5
Heavy Duty 1/4" & 3/8"	80 PSI	42	2.5	20	5	30	5
Heavy Duty 1/2"	80 PSI	85	2.5	40	5	60	5
Heavy Duty 3/4" & 1"	80 PSI	170	2.5	80	5	120	5
General Purpose 1/4"	100 PSI	55	5	20	5	58	5
General Purpose 3/8"	100 PSI	75	5	20	5	90	5
General Purpose 1/2"	100 PSI	107	5	40	5	130	5
General Purpose 3/4"	100 PSI	260	5	80	5	290	5
General Purpose 1"	100 PSI	350	5	80	5	320	5
General Purpose 1-1/4"	100 PSI	380	5	80	5	475	5
General Purpose 1-1/2"	100 PSI	380	5	80	5	575	5
General Purpose 2"	100 PSI	1125	5				

Note: All values are approximate. Actual performance can vary due to system design or other unforeseen factors.

For All Your Pneumatic Accessory Needs • www.coilhose.com
 EAST: 19 Kimberly Road, East Brunswick, NJ 08816 • 732.390.8480
 WEST: 1730 NE Miller Street, McMinnville, OR 97128 • 503.434.5964



Economy Regulators

The Economy Regulator provides users with accurate yet cost-effective air regulation. This compact unit is designed for a long service life and features a rugged die-cast zinc body and a high-impact plastic adjusting knob.



FEATURES

- ♦ Lightweight.
- ♦ Reliable self-relieving piston design.
- ♦ Regulates between 5 - 125 PSI.
- ♦ Flow is 18 CFM at 100 PSI.

Ordering Information:

Description	Model
1/4" Regulator	ER02
1/4" Regulator with Gauge	ER02-G

Specifications

Maximum Supply Pressure: ... **150 PSI**
 Maximum Operating Temp.: ... **250° F**

Dimensions and Weights:
 Height: **1 37/64"**
 Diameter: **1 11/16"**
 Weight: **.207 lb.**

IN-LINE SERIES

The In-Line Series Filters, Regulators and Lubricators are designed to increase air tool efficiency by providing filtration, regulation and lubrication at the tool. These economical units are particularly useful when it is difficult to maintain air quality over long distances or when a tool is used in multiple locations. All units have female inlet threads and male outlet threads. This series is particularly useful for air nailers, staplers and other small pneumatic tools.

Pre-Set In-Line Pressure Regulators

The In-Line Pressure Regulators are designed to protect intermittently operated air tools against damage caused by over-pressurization. The Preset In-Line Regulator is preset at the factory for tamperproof operation. Made of brass.



Ordering Information:

Size	PSI	Model
1/4"	70 PSI	4214-70PS
1/4"	80 PSI	4214-80PS
1/4"	90 PSI	4214-90PS
1/4"	100 PSI	4214-100PS

FEATURES

- ♦ Setting will not change due to vibration.
- ♦ Compact size is lightweight and is designed to be part of the tool.
- ♦ Accurate factory setting eliminates need for gauge.
- ♦ In port screen helps filter out harmful debris.

Specifications

Maximum Supply Pressure: ... **150 PSI**
 Operating Pressure Range: ... **Preset**
 Maximum Operating Temp.: ... **175° F**
 Material: **Brass**
 Accuracy: **+/- 2.5 PSI**
 at 125 PSI

Dimensions and Weights:
 Length **2.88"**
 Diameter **0.88"**
 Weight **3 oz.**

Note: Not recommended for high volume air tools.
 For use with nailers, staplers, and other intermittent air tools.

Adjustable In-Line Pressure Regulators

The Adjustable In-Line Regulator allows the user to select desired pressure and lock the setting in place.



Ordering Information:

Size	Model
1/4"	4214-ADJ
3/8"	4238-ADJ

FEATURES

- ♦ Available in 1/4" and 3/8" body sizes.
- ♦ Adjustable pressure setting allows custom setting for various tools or applications.
- ♦ Compact size is lightweight and is designed to be part of the tool.
- ♦ In port screen helps filter out harmful debris.

Specifications

Maximum Supply Pressure: ... **150 PSI**
 Operating Pressure Range: ... **50 - 145 PSI**
 Maximum Operating Temp.: ... **175° F**
 Material: **Anodized Aluminum**
 Accuracy: **+/- 2.5 PSI at 125 PSI**

Item **4214-ADJ (1/4" NPT)**
 Dimensions and Weights:
 Length: **2.88"**
 Diameter: **0.88"**
 Weight: **3 oz.**

Item **4238-ADJ (3/8" NPT)**
 Dimensions and Weights:
 Length: **3.75"**
 Diameter: **1.12"**
 Weight: **4 oz.**

Note: Not recommended for high volume air tools.
 For use with nailers, staplers, and other intermittent air tools.

FILTERS, REGULATORS & LUBRICATORS

In-Line Flow Regulators

In-Line Flow Regulators control the volume of air reaching the air tool. These units are useful for fine-tuning air tool performance when supply air pressure is at the correct level.



Specifications

Maximum Supply Pressure: . . . 150 PSI
 Maximum Operating Temp.: . . . 175° F
 Material: Aluminum

Dimensions and Weights:

	4002	4003
Length:	1.87"	1.87"
Diameter:	3/4" Hex	3/4" Hex
Weight:	1.2 oz.	1.2 oz.

FEATURES

- ◆ "O" ring seals on adjustment knob.
- ◆ Lightweight, aluminum body.
- ◆ Available in 1/4" and 3/8" body sizes.
- ◆ 1/4" body size available with or without gauge.

Ordering Information:

Pipe Size	Model
1/4"	4002
1/4"	4012G*
3/8"	4003

* Unit supplied with 1 1/2" dial gauge (0-160 PSI) which is Coilhose's model **MG12160**.

In-Line Filters

These In-Line Filters protect and extend the life of tools. A sintered bronze filter element removes debris down to 40 microns. This In-Line Filter is also serviceable and can be easily cleaned. The unit's compact and lightweight design makes it ideal for point-of-use installation immediately upstream of air tools such as impact wrenches, grinders and screwdrivers.

Specifications


Operating Temp. Range: . . . 35° F to 200° F
 Body Material: Anodized Aluminum

Dimensions and Weights:

	NPT	Length	Hex
ILF18:	1/8"	2-3/16"	3/4"
ILF28:	1/4"	2-3/16"	3/4"
ILF38:	3/8"	2-5/16"	7/8"
ILF48:	1/2"	3-13/16"	1-1/2"
ILF58:	3/4"	3-7/8"	1-1/2"

FEATURES

- ◆ 40-micron sintered bronze filter element.
- ◆ Removes debris and contaminants which can damage the tool.
- ◆ Anodized aluminum body resists corrosion.



Ordering Information:

NPT	Model
1/8"	ILF18
1/4"	ILF28
3/8"	ILF38
1/2"	ILF48
3/4"	ILF68

In-Line Lubricators

In-Line Lubricators provide at-the-tool lubrication to keep tools running at peak efficiency. They are an effective alternative to larger more costly units that may not deliver lubricant to the tool due to excessive line length. Ideal for intermittent use type tools such as staplers and nailers. Available in 5 cc and 7.5 cc lubricant capacity.

Specifications

Maximum Supply Pressure: . . . 150 PSI
 Maximum Operating Temp.: . . . 250° F
 Material:
 Body: Anodized Aluminum
 Fillcap: Brass

Specs: 40014 and 40038

	40014	40038
Oil Capacity:	5.0 cc	5.0 cc
Length:	3"	3"
Diameter:	1 1/3"	1 1/3"
Weight:	5 oz.	5.5 oz.

Specs: 50014 and 50038

	50014	50038
Oil Capacity:	7.5 cc	7.5 cc
Length:	2"	2"
Diameter:	3 1/4"	3 1/4"
Weight:	5.3 oz.	5.3 oz.

FEATURES

- ◆ Provides at-the-tool lubrication.
- ◆ Measured amount of oil mist with each cycle.
- ◆ Filtration screen prevents line debris from contaminating oil.
- ◆ 7.5 cc features a sightglass for easily checking oil level.

40014



50014



Ordering Information:

Pipe Size	Capacity	Model
1/4"	5.0 cc	40014
3/8"	5.0 cc	40038
1/4"	7.5 cc	50014
3/8"	7.5 cc	50038

FILTERS, REGULATORS & LUBRICATORS

Miniature Series Filters

The Miniature Series Filters are designed for applications where space is limited and flow requirements are low. They excel in control panels and miniature circuitry. Each unit can be disassembled by hand for easy maintenance.



FEATURES

- ◆ Compact size.
- ◆ Available in 1/8" or 1/4" ports.
- ◆ Tough die cast zinc body.
- ◆ 20 micron or 5 micron filter element.
- ◆ Manual drain for quick and easy fluid removal.
- ◆ Metal bowl option.
- ◆ 1.5 oz. bowl capacity.

Specifications

Maximum Supply Pressure:
 Plastic Bowl:150 PSI
 Metal Bowl:250 PSI
 Maximum Operating Temp.:
 Plastic Bowl:120° F
 Metal Bowl:250° F
 Filter Element:
 Standard:20 Micron
 Optional:5 Micron
 Materials:
 Plastic Bowl:Polycarbonate
 Metal Bowl:Zinc Die Cast
 Body:Zinc Die Cast
 Filter Element:Porous Polypropylene
 Height:4"
 Maximum Diameter:1 1/2"
 Bowl Capacity:1.5 oz.

Ordering Information:

Pipe Size	Model
1/8"	MF1
1/4"	MF2

Options:

Options	Suffix
Metal Bowl	M
Filter Element	X

Options are indicated by adding a dash followed by the corresponding suffix(es) in alphabetical order to the model number.

WARNING: Although polycarbonate bowls are capable of withstanding extreme physical abuse, they are susceptible to damage and may possibly burst when subjected to some cleaning products and synthetic oils, particularly phosphate esters. Should there be any questions regarding their compatibility with your applications, consult the factory or use a metal bowl.

Supply Pressure	Pressure Drop				
	1	2	3	4	5
25 PSI	7	10	12.5	15	17
50 PSI	9	13	16	19	21
75 PSI	11	15.5	19.5	22	24.5
100 PSI	13	17.5	21	24.5	26

SCFM

Note: All values are approximate.

Miniature Series Coalescing Filters



FEATURES

- ◆ Compact size.
- ◆ Removes 99.97% of solids and fluids down to .3 microns.
- ◆ Tough die cast zinc body.
- ◆ Manual drain for quick and easy fluid removal.
- ◆ Metal bowl option.
- ◆ 1.5 oz. bowl capacity.

Specifications

Maximum Supply Pressure:
 Plastic Bowl:150 PSI
 Metal Bowl:250 PSI
 Maximum Operating Temp.:
 Plastic Bowl:120° F
 Metal Bowl:250° F
 Materials:
 Plastic Bowl:Polycarbonate
 Metal Bowl:Zinc Die Cast
 Body:Zinc Die Cast
 Filter Element:Porous Polypropylene
 Height:4"
 Maximum Diameter:1 1/2"
 Bowl Capacity:1.5 oz.

Ordering Information:

Pipe Size	Model
1/8"	MC1
1/4"	MC2

Options:

Options	Suffix
Metal Bowl	M

Options are indicated by adding a dash followed by the corresponding suffix(es) in alphabetical order to the model number.

Note: Coalescing Filters should always be used in conjunction with a pre-filter.

SCFM at 1.5 PSID Pressure Drop			
Supply Pressure	SCFM	Supply Pressure	SCFM
10 PSI	2.4	60 PSI	7.2
20 PSI	3.3	80 PSI	9.1
30 PSI	4.3	100 PSI	11
40 PSI	5.2	120 PSI	12.9
50 PSI	6.2	140 PSI	14.8

Note: All values are approximate.

WARNING: Although polycarbonate bowls are capable of withstanding extreme physical abuse, they are susceptible to damage and may possibly burst when subjected to some cleaning products and synthetic oils, particularly phosphate esters. Should there be any questions regarding their compatibility with your applications, consult the factory or use a metal bowl.

Miniature Series Regulators

The Miniature Series Regulators are designed for applications where space is limited and flow requirements are low. They excel in control panels and miniature circuitry. Each unit can be disassembled by hand for easy maintenance.

FEATURES

- ◆ Available in 0-125 PSI, 0-50 PSI or 0-20 PSI pressure ranges.
- ◆ Reliable low friction "U" cup piston seal.
- ◆ 1/8" gauge ports can be used for secondary outlets.
- ◆ Built in self-relieving feature prevents excessive downstream pressure build-up.
- ◆ Adjusting knob locks in place to maintain pressure setting.
- ◆ Panel mount and gauge options available.

Supply 100 PSI Regulated Pressure	Pressure Drop		
	5	10	15
25	4	8	11
50	3	9	11
75	2	6	9

SCFM

Note: All values are approximate.

Ordering Information:

Pipe Size	Model
1/8"	MR1
1/4"	MR2

Options:

Options	Suffix
Gauge	G
Extra Low Pressure Spring (0-20) PSI	J
Low Pressure Spring (0-50) PSI	L
Panel Mount	P

Options are indicated by adding a dash followed by the corresponding suffix(es) in alphabetical order to the model number.



Specifications

Maximum Supply Pressure: **250 PSI**
 Maximum Temp.: **250° F**
 Materials:
 Adjusting Knob: **High-Impact Plastic**
 Body: **Zinc Die Cast**
 Height: **2 7/8"**
 Maximum Diameter: **1 1/2"**
 Weight: **0.55 oz.**
 Regulator Pressure Ranges:
0-125 - Standard
0-50 - Optional
0-20 - Optional

Miniature Series Lubricators

The Miniature Series Lubricators are designed for applications where space is limited and flow requirements are low. They excel in control panels and miniature circuitry. Each unit can be disassembled by hand for easy maintenance.

FEATURES

- ◆ Adjustment cap is removable to lock delivery rate in place.
- ◆ Oil delivery is constant with both steady and pulsating air flows.
- ◆ Clear drip tube gives visual indication of oil flow.
- ◆ Metal bowl option.

Supply Pressure	Pressure Drop				
	1	2	3	4	5
25 PSI	.75	1.5	2.0	4.5	6.5
50 PSI	1	2.75	4.5	6.75	8
75 PSI	1.5	3.5	5.75	7.75	10
100 PSI	1.75	4.5	7	9	11

SCFM

Note: All values are approximate.

Ordering Information:

Pipe Size	Model
1/8"	ML1
1/4"	ML2

Options:

Options	Suffix
Metal Bowl	M

Options are indicated by adding a dash followed by the corresponding suffix(es) in alphabetical order to the model number.

WARNING: Although polycarbonate bowls are capable of withstanding extreme physical abuse, they are susceptible to damage and may possibly burst when subjected to some cleaning products and synthetic oils, particularly phosphate esters. Should there be any questions regarding their compatibility with your applications, consult the factory or use a metal bowl.



Specifications

Maximum Supply Pressure:
 Plastic Bowl: **150 PSI**
 Metal Bowl: **250 PSI**
 Materials:
 Plastic Bowl: **Polycarbonate**
 Metal Bowl: **Zinc Die Cast**
 Body: **Zinc Die Cast**
 Height: **.5"**
 Maximum Diameter: **1 1/2"**
 Bowl Capacity: **1.5 oz.**

FILTERS, REGULATORS & LUBRICATORS

Miniature Series Assemblies & Accessories

Miniature combination units have all the same features as the individual units, but in space saving configurations. Assembled units save costly assembly time when installed.

Integral Filter/Regulator



FEATURES

- ◆ Combines filter and regulator in one compact unit.
- ◆ Available in 0-125 PSI, 0-50 PSI, 0-20 PSI pressure ranges.
- ◆ 20 micron or 5 micron filter element.

Ordering Information:

Pipe Size	Model
1/8"	MFC1
1/4"	MFC2

Filter/Regulator, Lubricator Duo



Includes a 0-160 PSI Pressure Gauge.

FEATURES

- ◆ Compact duo assembly.
- ◆ Gauge provided uninstalled for installation on either side.
- ◆ Filter, regulator and lubricator options available.

Ordering Information:

Pipe Size	Model
1/8"	MFCL1-G
1/4"	MFCL2-G

Filter, Regulator, Lubricator Trio



Includes a 0-160 PSI Pressure Gauge.

FEATURES

- ◆ Traditional trio design.
- ◆ Gauge provided uninstalled for installation on either side.
- ◆ Filter, regulator and lubricator options available.

Ordering Information:

Pipe Size	Model
1/8"	MFRL1-G
1/4"	MFRL2-G

FILTERS, REGULATORS & LUBRICATORS

Options:

Options	Suffix
Filter -	
Metal Bowl	M
5 Micron Element	X
Regulator -	
Pressure Gauge (0-160 PSI)	G
Extra Low Pressure Spring (0-20 PSI)	J
Low Pressure Spring (0-50 PSI)	L
Lubricator -	
Metal Bowl	M
5 Micron Element	X

Options are indicated by adding a dash followed by the corresponding suffix(es) in alphabetical order to the model number.



MR140MB
Mounting Bracket
and Panel Nut



26G-160
0 - 160 PSI Gauge
with 1 1/2" dial

WARNING: Although polycarbonate bowls are capable of withstanding extreme physical abuse, they are susceptible to damage and may possibly burst when subjected to some cleaning products and synthetic oils, particularly phosphate esters. Should there be any questions regarding their compatibility with your applications, consult the factory or use a metal bowl.

Accessory Information:

Description	Model
Filter -	
Metal Bowl	MF140-41M
Plastic Bowl	MF140-41L
Regulator -	
Mounting Bracket and Panel Nut	MR140MB
Gauge (0-60 PSI) 1 1/2" dial	26G-60
Gauge (0-160 PSI) 1 1/2" dial	26G-160
Lubricator -	
Metal Bowl	ML140-41M
Plastic Bowl	ML140-41L

Repair Kit Information:

Description	Model
Filter Bowl Replacement Kit	MF2RK
Regulator Repair Kit	MR140RK
Lubricator Bowl Repair Kit	ML2RK



For All Your Pneumatic Accessory Needs • www.coilhose.com
 EAST: 19 Kimberly Road, East Brunswick, NJ 08816 • 732.390.8480
 WEST: 1730 NE Miller Street, McMinnville, OR 97128 • 503.434.5964

FILTERS, REGULATORS & LUBRICATORS

Miniature Pro Line Series Filters

The Miniature Pro Line Filter is designed to provide lasting service and superior performance in a minimal amount of space. These units feature a rugged die-cast zinc body construction with either 1/8" or 1/4" ports. Their larger bowl provides greater capacity than the standard mini, which increases flow. The bronze element may be cleaned and reused. Each unit can be completely disassembled by hand, simplifying maintenance requirements.

Specifications

Maximum Supply Pressure:	
Plastic Bowl:	150 PSI
Metal Bowl:	250 PSI
Maximum Operating Temp.:	
Plastic Bowl:	120° F
Metal Bowl:	250° F
Filter Element:	
Standard:	20 Micron
Optional:	5 Micron
Materials:	
Plastic Bowl:	Polycarbonate
Metal Bowl:	Zinc Die Cast
Body:	Zinc Die Cast
Filter Element:	Sintered Bronze
Height:	4 3/4"
Maximum Diameter:	1 1/2"
Bowl Capacity:	2 oz.

FEATURES

- ◆ Compact size.
- ◆ 2 oz. bowl capacity.
- ◆ Cleanable sintered bronze element.
- ◆ 20 micron or 10 micron filter element.
- ◆ Tough die cast zinc body.
- ◆ Metal bowl option.



Options:

Pipe Size	Modifications	Model
1/8"	Sintered Bronze Filter Element & Long Bowl (2 oz.)	MF1BE
1/4"	Sintered Bronze Filter Element & Long Bowl (2 oz.)	MF2BE

Options	Suffix
Metal Bowl	M
Filter Element	X

Options are indicated by adding a dash followed by the corresponding suffix(es) in alphabetical order to the model number.

Supply Pressure	Pressure Drop			
	1	2	3	4
25 PSI	7	10	12.5	15
50 PSI	9	13	16	19
75 PSI	11	15.5	19.5	23
100 PSI	13	17	21	24.5

SCFM

Note: All values are approximate.

WARNING: Although polycarbonate bowls are capable of withstanding extreme physical abuse, they are susceptible to damage and may possibly burst when subjected to some cleaning products and synthetic oils, particularly phosphate esters. Should there be any questions regarding their compatibility with your applications, consult the factory or use a metal bowl.

Miniature Pro Line Series Coalescing Filters

The Miniature Pro Line Coalescing Filter Series is designed to provide lasting service and superior performance in a minimal amount of space. Their larger bowl provides greater capacity than the standard mini, increasing flow. Compared to the standard Miniature Pro-Line Filter, these coalescing filters feature a much finer element that removes 99.97% of solids and fluid particles as small as .3 microns, which results in clean, dry air.

Specifications

Maximum Supply Pressure:	
Plastic Bowl:	150 PSI
Metal Bowl:	250 PSI
Maximum Operating Temp.:	
Plastic Bowl:	120° F
Metal Bowl:	250° F
Materials:	
Plastic Bowl:	Polycarbonate
Metal Bowl:	Zinc Die Cast
Body:	Zinc Die Cast
Filter Element:	Sintered Bronze
Height:	4 3/4"
Maximum Diameter:	1 1/2"
Bowl Capacity:	2 oz.

FEATURES

- ◆ Compact size.
- ◆ Removes 99.97% of solids and fluid down to .3 microns.
- ◆ Tough die cast zinc body.
- ◆ 2 oz bowl capacity.
- ◆ Metal bowl option.



Options:

Pipe Size	Modifications	Model
1/8"	Long Bowl (2 oz.)	MC1E
1/4"	Long Bowl (2 oz.)	MC2E

Options	Suffix
Metal Bowl	M

Options are indicated by adding a dash followed by the corresponding suffix(es) in alphabetical order to the model number.

Supply Pressure	SCFM at 1.5 PSID Pressure Drop	
	SCFM	SCFM
10 PSI	2.4	60 PSI 7.2
20 PSI	3.3	80 PSI 9.1
30 PSI	4.3	100 PSI 11
40 PSI	5.2	120 PSI 12.9
50 PSI	6.2	140 PSI 14.8

Note: All values are approximate.

WARNING: Although polycarbonate bowls are capable of withstanding extreme physical abuse, they are susceptible to damage and may possibly burst when subjected to some cleaning products and synthetic oils, particularly phosphate esters. Should there be any questions regarding their compatibility with your applications, consult the factory or use a metal bowl.

FILTERS, REGULATORS & LUBRICATORS

Miniature Pro Line Series Regulators

The Miniature Pro Line Series Regulators feature relieving diaphragms or non-relieving diaphragms. A relieving diaphragm type regulator provides more precise pressure control than piston type. This self-relieving feature protects system components from overpressurization of downstream air. The non-relieving diaphragm is to be used in circuits where back pressure build-up cannot be bled off into the atmosphere. This type of unit should be used where there is a relief valve in the circuit to protect against over-pressurization of downstream air.



FEATURES

- ◆ True diaphragm regulator increases accuracy.
- ◆ Available in relieving and non-relieving versions.
- ◆ 0 -125 PSI, 0 - 50 PSI and 0 - 20 PSI pressure ranges.
- ◆ 1/8" gauge ports can be used for secondary outlets.
- ◆ Adjusting knob locks in place.

Specifications

Maximum Supply Pressure:250 PSI
 Maximum Operating Temp.:250° F
 Materials:
 Adjusting Knob:High Impact Plastic
 Body:Zinc Die Cast

Height:3"
 Maximum Diameter:1 1/2"
 Bowl Capacity:4 oz.
 Regulator Pressure Ranges:
 0-125 - Standard
 0-50 - Optional
 0-20 - Optional

Ordering Information:

Pipe Size	Modifications	Model
1/8"	Relieving Diaphragm	MR1A
1/8"	Non Relieving Diaphragm	MR1N
1/4"	Relieving Diaphragm	MR2A
1/4"	Non Relieving Diaphragm	MR2N

Options:

Options	Suffix
Gauge	G
Extra Low Pressure Spring (0-20) PSI	J
Low Pressure Spring (0-50) PSI	L
Panel Mount	P

Options are indicated by adding a dash followed by the corresponding suffix(es) in alphabetical order to the model number.

Supply 100 PSI Regulated Pressure	Pressure Drop		
	5	10	15
25	4	8	11
50	3	9	11
75	2	6	9

SCFM

Note: All values are approximate.

Miniature Pro Line Series Lubricators

The Miniature Pro Line Series utilizes the same bodies as the Miniature Series and each unit is upgraded to provide additional performance. The Lubricators feature a two ounce bowl capacity which provides 33% more lubricant storage than the standard bowl. This allows more time between refilling and cuts down on maintenance costs.



FEATURES

- ◆ 2 oz bowl capacity.
- ◆ Adjustment cap is removable to lock delivery rate in place.
- ◆ Oil delivery rate is constant with both steady and pulsating air flow.
- ◆ Clear drip tube gives visual indication of oil flow.

Specifications

Maximum Supply Pressure:
 Plastic Bowl:150 PSI
 Metal Bowl:250 PSI
 Materials:
 Plastic Bowl:Polycarbonate
 Metal Bowl:Zinc Die Cast
 Body:Zinc Die Cast
 Height:5 3/4"
 Weight:5.3 oz.
 Maximum Diameter:1 1/2"
 Bowl Capacity:1.5 oz.

Ordering Information:

Pipe Size	Modifications	Model
1/8"	Long Bowl (2 oz.)	ML1E
1/4"	Long Bowl (2 oz.)	ML2E

Options:

Options	Suffix
Metal Bowl	M

Options are indicated by adding a dash followed by the corresponding suffix(es) in alphabetical order to the model number.

Supply Pressure	Pressure Drop				
	1	2	3	4	5
25 PSI	0.75	1.5	2	4.5	6.5
50 PSI	1	2.75	4.5	6.75	8
75 PSI	1.5	3.5	5.75	7.75	10
100 PSI	1.75	4.5	7	9	11

SCFM

Note: All values are approximate.

WARNING: Although polycarbonate bowls are capable of withstanding extreme physical abuse, they are susceptible to damage and may possibly burst when subjected to some cleaning products and synthetic oils, particularly phosphate esters. Any question regarding their compatibility with your application, consult the factory or use a metal bowl.



For All Your Pneumatic Accessory Needs • www.coilhose.com
 EAST: 19 Kimberly Road, East Brunswick, NJ 08816 • 732.390.8480
 WEST: 1730 NE Miller Street, McMinnville, OR 97128 • 503.434.5964

FILTERS, REGULATORS & LUBRICATORS

Miniature Pro Line Series Assemblies & Accessories

Miniature combination units have all the same features as the individual units but in space saving configurations. Assembled units save costly assembly time when installed.

Filter / Regulator



FEATURES

- ◆ Combines filter and regulator in one compact unit.
- ◆ Available in relieving and non-relieving versions.
- ◆ 0 -125 PSI, 0 - 50 PSI and 0 - 20 PSI pressure ranges available.
- ◆ Adjusting knob locks in place.
- ◆ 2 oz bowl capacity.

Ordering Information:

Pipe Size	Modifications	Model
1/8"	Relieving Diaphragm	MFC1BEA
1/8"	Non-Relieving Diaphragm	MFC1BEN
1/4"	Relieving Diaphragm	MFC2BEA
1/4"	Non-Relieving Diaphragm	MFC2BEN

Filter/Regulator, Lubricator Duo



Includes a 0-160 PSI Pressure Gauge.

FEATURES

- ◆ Compact Duo Assembly.
- ◆ Gauge packaged loose for installation on either side.
- ◆ All filter, regulator and lubricator options available.

Ordering Information:

Pipe Size	Modifications	Model
1/8"	Relieving Diaphragm	MFCL1BEA-G
1/8"	Non-Relieving Diaphragm	MFCL1BEN-G
1/4"	Relieving Diaphragm	MFCL2BEA-G
1/4"	Non-Relieving Diaphragm	MFCL2BEN-G

Filter, Regulator, Lubricator Trio



Includes a 0-160 PSI Pressure Gauge.

FEATURES

- ◆ Traditional trio design.
- ◆ Gauge packaged loose for installation on either side.
- ◆ All filter, regulator and lubricator options available.

Ordering Information:

Pipe Size	Modifications	Model
1/8"	Relieving Diaphragm	MFRL1BEA-G
1/8"	Non-Relieving Diaphragm	MFRL1BEN-G
1/4"	Relieving Diaphragm	MFRL2BEA-G
1/4"	Non-Relieving Diaphragm	MFRL2BEN-G

Options:

Options	Suffix
Filter -	
Metal Bowl	M
10 Micron Element	X
Regulator -	
Pressure Gauge (0-160 PSI)	G
Extra Low Pressure Spring (0-20 PSI)	J
Low Pressure Spring (0-50 PSI)	L
Lubricator -	
Metal Bowl	M
10 Micron Element	X

Options are indicated by adding a dash followed by the corresponding suffix(es) in alphabetical order to the model number.



MR140MB
Mounting Bracket and
Panel Nut



8700-60
0 - 60 PSI Gauge
with 1 1/2" dial

WARNING: Although polycarbonate bowls are capable of withstanding extreme physical abuse, they are susceptible to damage and may possibly burst when subjected to some cleaning products and synthetic oils, particularly phosphate esters. Should there be any questions regarding their compatibility with your applications, consult the factory or use a metal bowl.

Accessory Information:

Description	Model
Filter -	
Metal Bowl	8722-41M
Regulator -	
Mounting Bracket and Panel Nut	MR140MB
Constant Bleed Converter	BLD-87R
Gauge (0-60 PSI) 1 1/2" dial	8700-60
Gauge (0-160 PSI) 1 1/2" dial	8700-160
Lubricator -	
Metal Bowl	8742-41M

Repair Kit Information:

Description	Model
Filter Bowl Replacement Kit	87F2RK
Regulator Repair Kit (relieving)	87R2ARK
Regulator Repair Kit (non-relieving)	87R2NRK
Lubricator Bowl Repair Kit	87L2RK

For All Your Pneumatic Accessory Needs • www.coilhose.com
 EAST: 19 Kimberly Road, East Brunswick, NJ 08816 • 732.390.8480
 WEST: 1730 NE Miller Street, McMinnville, OR 97128 • 503.434.5964



FILTERS, REGULATORS & LUBRICATORS

25 Series Filters

The 25 Series offers users high performance in a compact unit. Their size makes these FRLs suitable for any application where space is limited, and the modular design allows an individual unit to be replaced without disturbing the air system's piping. The units' high flow, commonly associated with larger models, sets them apart from other mini FRLs.



FEATURES

- ◆ Overnight drain releases any moisture when the system pressure is relieved.
- ◆ Moisture can be easily drained into a reservoir by connecting the tubing to the barb.
- ◆ Includes a 1.5 oz bowl.

WARNING: Although polycarbonate bowls are capable of withstanding extreme physical abuse, they are susceptible to damage and may possibly burst when subjected to some cleaning products and synthetic oils, particularly phosphate esters. Should there be any questions regarding their compatibility with your applications, consult the factory or use a metal bowl.

Ordering Information:

Pipe Size	Model
1/8"	25F1
1/4"	25F2

Specifications

Maximum Supply Pressure: .150 PSI
 Maximum Operating Temp.: .120° F
 Maximum Flow:62 CFM at 125 PSI

Filter Element:20 Micron
 Materials:
 Plastic Bowl:Polycarbonate
 Body:Zinc Die Cast
 Filter Element:Sintered Bronze
 Length:1.58"
 Width:0.43"
 Height:4.44"
 Bowl Capacity:1.5 oz.

25 Series Regulators



FEATURES

- ◆ Piston design is durable enough for tough, industrial applications.
- ◆ 1/8" gauge ports can be used for secondary outlets.
- ◆ Adjusting knob locks in place to maintain pressure setting.

Options:

Options	Suffix
Gauge	G

Options are indicated by adding a dash followed by the corresponding suffix(es) in alphabetical order to the model number.

WARNING: Although polycarbonate bowls are capable of withstanding extreme physical abuse, they are susceptible to damage and may possibly burst when subjected to some cleaning products and synthetic oils, particularly phosphate esters. Should there be any questions regarding their compatibility with your applications, consult the factory or use a metal bowl.

Ordering Information:

Pipe Size	Model
1/8"	25R1
1/4"	25R2

Specifications

Maximum Supply Pressure: .250 PSI
 Maximum Temp.:250° F
 Maximum Flow:62 CFM at 125 PSI

Materials:
 Adjusting Knob:High-Impact Plastic
 Body:Zinc Die Cast
 Length:1.61"
 Width:0.90"
 Height:3.59"
 Weight:0.55 oz.
 Regulator Pressure Ranges: 0-125 - Standard

25 Series Lubricators



FEATURES

- ◆ Includes a 1.5 oz. bowl.
- ◆ Oil delivery is constant with both steady and pulsating air flows.
- ◆ Clear drip tube gives visual indication of oil flow.

WARNING: Although polycarbonate bowls are capable of withstanding extreme physical abuse, they are susceptible to damage and may possibly burst when subjected to some cleaning products and synthetic oils, particularly phosphate esters. Should there be any questions regarding their compatibility with your applications, consult the factory or use a metal bowl.

Ordering Information:

Pipe Size	Model
1/8"	25L1
1/4"	25L2

Specifications

Maximum Supply Pressure: 250 PSI
 Maximum Temp.:250° F
 Maximum Flow:62 CFM at 125 PSI

Materials:
 Adjusting Knob:High-Impact Plastic
 Body:Zinc Die Cast
 Length:1.58"
 Width:0.90"
 Height:3.59"
 Weight:0.55 oz.
 Regulator Pressure Ranges: 0-125 - Standard

FILTERS, REGULATORS & LUBRICATORS

25 Series Assemblies & Accessories

The 25 Series offers users high performance in a compact unit. Their size makes these FRLs suitable for any application where space is limited, and the modular design allows an individual unit to be replaced without disturbing the air system's piping. The units' high flow, commonly associated with larger models, sets them apart from other mini FRLs.

Integral Filter/Regulator



FEATURES

- ◆ Combines filter and regulator in one compact unit.
- ◆ 0 -125 PSI pressure range.
- ◆ Adjusting knob locks in place.
- ◆ 1.5 oz bowl capacity.
- ◆ Overnight drain releases any moisture when the system pressure is relieved.

Ordering Information:

Pipe Size	Model
1/8"	25FC1
1/4"	25FC2

Integral Filter/Regulator, Lubricator



Includes a 0-160 PSI Pressure Gauge.


FEATURES

- ◆ Miniature Duo Assembly.
- ◆ Gauge packaged loose for installation on either side.
- ◆ 1.5 oz bowl capacity.
- ◆ Overnight drain releases any moisture when the system pressure is relieved.

Ordering Information:

Pipe Size	Model
1/8"	25FCL1-G
1/4"	25FCL2-G

Filter, Regulator, Lubricator Trio



Includes a 0-160 PSI Pressure Gauge.

FEATURES

- ◆ Modular trio design.
- ◆ Gauge packaged loose for installation on either side.
- ◆ 1.5 oz bowl capacity.
- ◆ Overnight drain releases any moisture when the system pressure is relieved.

Ordering Information:

Pipe Size	Model
1/8"	25FRL1-G
1/4"	25FRL2-G

Accessory Information:

Description	Model
Modular Bracket Kit	25MB-KIT
Regulator Mounting Bracket	25RMB
Filter / Lubricator Mounting Bracket	25FLMB
Gauge	8700-60

WARNING: Although polycarbonate bowls are capable of withstanding extreme physical abuse, they are susceptible to damage and may possibly burst when subjected to some cleaning products and synthetic oils, particularly phosphate esters. Should there be any questions regarding their compatibility with your applications, consult the factory or use a metal bowl.

FILTERS, REGULATORS & LUBRICATORS

26 Series Filters

The 26 Series Filters offer a balance of compact size and optimum flow. Utilizing a 3/8" die cast aluminum body, this series is perfect for applications where performance, small size and low cost are important. Available in 1/4" and 3/8" port sizes.



Ordering Information:

Pipe Size	Model
1/4"	26F2
3/8"	26F3

Options:

Options	Suffix
Automatic Drain	D
Metal Bowl Without Sightglass	M
Metal Bowl With Sightglass	S
5 Micron Element	X

Options are indicated by adding a dash followed by the corresponding suffix(es) in alphabetical order to the model number.

Specifications

Maximum Supply Pressure:
 Plastic Bowl:150 PSI
 Metal Bowl:250 PSI

Maximum Operating Temp.:
 Plastic Bowl:150° F
 Metal Bowl:250° F

Filter Element:
 Standard:40 Micron
 Optional:5 Micron

Materials:
 Plastic Bowl:Polycarbonate
 Metal Bowl:Zinc Die Cast
 Body:Zinc Die Cast
 Filter Element:Porous Polypropylene

Height:6"
 Maximum Diameter:2"
 Bowl Capacity:3.8 oz.

FEATURES

- ◆ 40 micron or 5 micron filter element.
- ◆ Bowl guard supplied standard.
- ◆ 3.8 oz bowl volume.

WARNING: Although polycarbonate bowls are capable of withstanding extreme physical abuse, they are susceptible to damage and may possibly burst when subjected to some cleaning products and synthetic oils, particularly phosphate esters. Should there be any questions regarding their compatibility with your applications, consult the factory or use a metal bowl.

Supply Pressure	Pressure Drop				
	1	2	3	4	5
1/4" at 25 PSI	10	19	22	25	26
3/8" at 25 PSI	15	22	30	36	33
1/4" at 100 PSI	22	32	40	45	50
3/8" at 100 PSI	30	41	52	60	65

SCFM

Note: All values are approximate.

26 Series Coalescing Filters

The 26 Series Coalescing Filters offer a balance of compact size and optimum flow. Utilizing a 3/8" die cast aluminum body, this series is perfect for applications where performance, small size and low cost are important. Available in 1/4" and 3/8" port sizes.



Ordering Information:

Pipe Size	Model
1/4"	26C2
3/8"	26C3

Options:

Options	Suffix
Automatic Drain	D
Metal Bowl Without Sightglass	M
Metal Bowl With Sightglass	S

Options are indicated by adding a dash followed by the corresponding suffix(es) in alphabetical order to the model number.

Specifications

Maximum Supply Pressure:
 Plastic Bowl:150 PSI
 Metal Bowl:250 PSI

Maximum Operating Temperature:
 Plastic Bowl:150° F
 Metal Bowl:250° F

Materials:
 Plastic Bowl:Polycarbonate
 Metal Bowl:Zinc Die Cast
 Body:Zinc Die Cast
 Filter Element:Porous Polypropylene

Height:6"
 Maximum Diameter:2"
 Bowl Capacity:3.8 oz.

FEATURES

- ◆ Removes 99.97% of solids and fluids down to .3 microns.
- ◆ Bowl guard supplied standard.
- ◆ 3.8 oz bowl volume.
- ◆ Easy "hands only" filter element replacement.

WARNING: Although polycarbonate bowls are capable of withstanding extreme physical abuse, they are susceptible to damage and may possibly burst when subjected to some cleaning products and synthetic oils, particularly phosphate esters. Should there be any questions regarding their compatibility with your applications, consult the factory or use a metal bowl.

Supply Pressure	SCFM at 1.5 PSID Pressure Drop	
	SCFM	Supply Pressure SCFM
10 PSI	2.6	60 PSI 7.8
20 PSI	3.6	80 PSI 8.9
30 PSI	4.7	100 PSI 9.9
40 PSI	5.7	120 PSI 11.0
50 PSI	6.8	140 PSI 12.0

Note: All values are approximate.

26 Series Regulators

The 26 Series Regulators offer a balance of compact size and optimum flow. Utilizing a 3/8" die cast aluminum body, this series is perfect for applications where performance, small size and low cost are important. Available in 1/4" and 3/8" port sizes.

FEATURES

- ◆ Balanced poppet valve design assures superior performance.
- ◆ 0-125 PSI, 0-60 PSI, 0-25 PSI pressure ranges available.
- ◆ Self-relieving feature prevents excessive pressure build-up.
- ◆ Locking adjustment knob.
- ◆ Panel mount and gauge options available.
- ◆ Gauge ports can be used as secondary outlet ports.

Ordering Information:

Pipe Size	Model
1/4"	26R2
3/8"	26R3

Options:

Options	Suffix
Gauge	G
Extra Low Pressure Spring (0-25) PSI	J
Low Pressure Spring (0-60) PSI	L
Panel Mount	P

Options are indicated by adding a dash followed by the corresponding suffix(es) in alphabetical order to the model number.

Supply 100 PSI Regulated Pressure	Pressure Drop		
	5	10	15
1/4" at 25 PSI	7	25	40
3/8" at 25 PSI	7	25	40
1/4" at 50 PSI	7	15	50
3/8" at 50 PSI	7	15	80
1/4" at 75 PSI	7	20	60
3/8" at 75 PSI	7	20	80

SCFM

Note: All values are approximate.



Specifications

Maximum Supply Pressure: **250 PSI**
 Maximum Operating Temp: **250° F**
 Materials:
 Adjusting Knob: **High Impact Plastic**
 Body: **Zinc Die Cast**

Height: **4"**
 Maximum Diameter: **2"**
 Bowl Capacity: **1/2 lb.**
 Regulator Pressure Ranges:
0-125 - Standard
0-60 - Optional
0-25 - Optional

26 Series Lubricators

The 26 Series Lubricators offer a balance of compact size and optimum flow. Utilizing a 3/8" die cast aluminum body, this series is perfect for applications where performance, small size and low cost are important. Available in 1/4" and 3/8" port sizes.

FEATURES

- ◆ Once delivery rate is set, proportional oil-to-air delivery rate assures even lubrication at all times.
- ◆ Tamperproof cap allows oil delivery rate to be locked in.
- ◆ Refills through fill port does not require depressurization.
- ◆ Bowl guard is standard.
- ◆ Metal bowl options available.
- ◆ 3.8 oz bowl volume.

Ordering Information:

Pipe Size	Model
1/4"	26L2
3/8"	26L3

Options:

Options	Suffix
Metal Bowl Without Sightglass	M
Metal Bowl With Sightglass	S

Options are indicated by adding a dash followed by the corresponding suffix(es) in alphabetical order to the model number.

Supply Pressure	Pressure Drop				
	1	2	3	4	5
1/4" at 25 PSI	3	6	7.5	9	11
3/8" at 25 PSI	8	18	26	30	32
1/4" at 100 PSI	6.5	8	13	16	
3/8" at 100 PSI	29	43	52.5	58	62

SCFM

Note: All values are approximate.



Specifications

Maximum Supply Pressure:
 Plastic Bowl: **150 PSI**
 Metal Bowl: **250 PSI**
 Materials:
 Plastic Bowl: **Polycarbonate**
 Metal Bowl: **Zinc Die Cast**
 Body: **Zinc Die Cast**
 Height: **6 1/2"**
 Weight: **1/2 lb.**
 Maximum Diameter: **2"**
 Bowl Capacity: **3.8 oz.**

FILTERS, REGULATORS & LUBRICATORS

26 Series Assemblies & Accessories

26 Series combination units are an efficient way to save space. They have the same features as the individual units and come pre-assembled for quick installation.

Integral Filter/Regulator



Ordering Information:

Pipe Size	Model
1/4"	26FC2
3/8"	26FC3

FEATURES

- ◆ Combines filter and regulator in space saving design.
- ◆ 40 or 5 micron filter element.
- ◆ Bowl guard is standard.
- ◆ Balanced poppet valve design assures superior performance.
- ◆ 0-125 PSI, 0-60 PSI, 0-25 PSI pressure ranges available.
- ◆ Panel mount, metal bowl and gauge options available.

Filter/Regulator, Lubricator Duo



Ordering Information:

Pipe Size	Model
1/4"	26FCL2-G
3/8"	26FCL3-G

FEATURES

- ◆ Trio performance in a duo assembly.
- ◆ Gauge packaged loose for installation on either side.
- ◆ Filter, regulator and lubricator options available.
- ◆ Bowl guard is standard.

Filter, Regulator, Lubricator Trio



Ordering Information:

Pipe Size	Model
1/4"	26FRL2-G
3/8"	26FRL3-G

FEATURES

- ◆ Traditional trio design.
- ◆ Gauge packaged loose for installation on either side.
- ◆ Bowl guard is standard.
- ◆ Filter, regulator and lubricator options available.

FILTERS, REGULATORS & LUBRICATORS

Options:

Options	Suffix
Filter -	
Automatic Drain	D
Metal Bowl Without Sightglass	M
Metal Bowl With Sightglass	S
5 Micron Element	X
Regulator -	
Pressure Gauge (0-160 PSI)	G
Extra Low Pressure Spring (0-20 PSI)	J
Low Pressure Spring (0-50 PSI)	L
Lubricator -	
Automatic Drain	D
Metal Bowl Without Sightglass	M
Metal Bowl With Sightglass	S

Options are indicated by adding a dash followed by the corresponding suffix(es) in alphabetical order to the model number.



26G-160
0-160 PSI
Gauge with
1 1/2" dial



8851AD
Automatic Drain

Accessory Information:

Description	Model
Filter -	
Automatic Drain	8851AD
Metal Bowl without Sight Glass	26F-41M
Metal Bowl with Sight Glass	26F-41S
Plastic Bowl	26F-41L
Regulator -	
Mounting Bracket and Panel Nut	MR140MB
Gauge (0-60 PSI) 1 1/2" dial	26G-60
Gauge (0-160 PSI) 1 1/2" dial	26G-160
Lubricator -	
Metal Bowl without Sight Glass	26L-41M
Metal Bowl with Sight Glass	26L-41S
Plastic Bowl	26L-41L

Repair Kit Information:

Description	Model
Filter Bowl Replacement Kit	26FK01
Regulator Repair Kit	26RK01
Lubricator Bowl Repair Kit	26LK01



For All Your Pneumatic Accessory Needs • www.coilhose.com
 EAST: 19 Kimberly Road, East Brunswick, NJ 08816 • 732.390.8480
 WEST: 1730 NE Miller Street, McMinnville, OR 97128 • 503.434.5964

FILTERS, REGULATORS & LUBRICATORS

27 Modular Series Filters

Filters in the 27 Modular Series are engineered to provide exceptional design and installation flexibility. The 1/2" bodies offer higher flow rates and can be assembled together using traditional pipe nipples or clamped together using Modular Clamp kits. Optional mounting kits and a distribution block increase the flexibility of the series (see page 59).

Specifications

Maximum Supply Pressure:	
Plastic Bowl:150 PSI
Metal Bowl:250 PSI
Maximum Operating Temp.:	
Plastic Bowl:120° F
Metal Bowl:250° F
Filter Element:	
Standard:40 Micron
Optional:5 Micron
Materials:	
Plastic Bowl:	Polycarbonate
Metal Bowl:	Zinc Die Cast
Body:	Zinc Die Cast
Filter Element:	Sintered Bronze
Height:7 1/2"
Maximum Diameter:2 3/4"
Bowl Capacity:8.5 oz.

FEATURES

- ◆ 3/8", 1/2" and 3/4" port sizes.
- ◆ 40 or 5 micron filter elements.
- ◆ 8.5 oz bowl capacity.
- ◆ Bowl guard supplied as standard.
- ◆ Metal bowl available with or without sightglass.
- ◆ Automatic drain option.



Options:

Options	Suffix
Automatic Drain	D
Metal Bowl Without Sightglass	M
Metal Bowl With Sightglass	S
5 Micron Element	X

Options are indicated by adding a dash followed by the corresponding suffix(es) in alphabetical order to the model number.

Ordering Information:

Pipe Size	Model
3/8"	27F3
1/2"	27F4
3/4"	27F6

Supply Pressure	Pressure Drop				
	1	2	3	4	5
3/8" at 25 PSI	29	43	46	50	52
1/2" at 25 PSI	30	45	59	63	65
3/8" at 100 PSI	44	60	75	90	110
1/2" at 100 PSI	58	76	97	117	127

SCFM

Note: All values are approximate.

WARNING: Although polycarbonate bowls are capable of withstanding extreme physical abuse, they are susceptible to damage and may possibly burst when subjected to certain cleaning products and synthetic oils, particularly phosphate esters. Should there be any questions regarding their compatibility with your applications, consult the factory or use a metal bowl.

27 Modular Series Coalescing Filters

Specifications

Maximum Supply Pressure:	
Plastic Bowl:150 PSI
Metal Bowl:250 PSI
Maximum Operating Temp.:	
Plastic Bowl:120° F
Metal Bowl:250° F
Materials:	
Plastic Bowl:	Polycarbonate
Metal Bowl:	Zinc Die Cast
Body:	Zinc Die Cast
Height:7 1/2"
Maximum Diameter:2 3/4"
Bowl Capacity:8.5 oz.

FEATURES

- ◆ Removes 99.97% of solids and fluids down to .3 microns.
- ◆ Bowl guard supplied standard.
- ◆ 8.5 oz bowl capacity.
- ◆ Easy hands only filter element replacement.
- ◆ Automatic drain and metal bowl options.



Options:

Options	Suffix
Automatic Drain	D
Metal Bowl Without Sightglass	M
Metal Bowl With Sightglass	S

Options are indicated by adding a dash followed by the corresponding suffix(es) in alphabetical order to the model number.

Ordering Information:

Pipe Size	Model
3/8"	27C3
1/2"	27C4
3/4"	27C6

SCFM at 1.5 PSID Pressure Drop			
Supply Pressure	SCFM	Supply Pressure	SCFM
10 PSI	6.5	60 PSI	19.5
20 PSI	9.1	80 PSI	22.2
30 PSI	11.7	100 PSI	24.8
40 PSI	14.3	120 PSI	27.4
50 PSI	16.9	140 PSI	30.0

Note: All values are approximate.

WARNING: Although polycarbonate bowls are capable of withstanding extreme physical abuse, they are susceptible to damage and may possibly burst when subjected to some cleaning products and synthetic oils, particularly phosphate esters. Should there be any questions regarding their compatibility with your applications, consult the factory or use a metal bowl.

For All Your Pneumatic Accessory Needs • www.coilhose.com
 EAST: 19 Kimberly Road, East Brunswick, NJ 08816 • 732.390.8480
 WEST: 1730 NE Miller Street, McMinnville, OR 97128 • 503.434.5964



FILTERS, REGULATORS & LUBRICATORS

27 Modular Series Regulators

The 27 Series Regulators are engineered for exceptional installation flexibility. These units have a 1/2" body for higher flow rates and are constructed of die-cast aluminum with a non-rising adjusting knob. These Regulators can be connected to other 27 Series units using modular clamps or pipe nipples and can be individually connected to an airline using a panel mount bracket.



Ordering Information:

Pipe Size	Model
3/8"	27R3
1/2"	27R4
3/4"	27R6

FEATURES

- ◆ 1/4" inch gauge ports can be used as secondary outlet ports.
- ◆ Balanced poppet valve design assures superior performance.
- ◆ 0-250 PSI, 0-125 PSI, 0-60 PSI, 0-25 PSI pressure ranges.
- ◆ Self relieving feature prevents excessive pressure build-up.
- ◆ Locking adjustment knob.
- ◆ Panel mount and gauge options available.

Options:

Options	Suffix
Gauge	G
High Pressure Spring (0-250 PSI)	H
Extra Low Pressure Spring (0-25) PSI	J
Low Pressure Spring (0-60) PSI	L
Panel Mount	P

Options are indicated by adding a dash followed by the corresponding suffix(es) in alphabetical order to the model number.

Specifications

Maximum Supply Pressure: **250 PSI**
 Maximum Operating Temp.: **250° F**
 Materials:
 Adjusting Knob: **High Impact Plastic**
 Body: **Die Cast Aluminum**
 Height: **5 1/2"**
 Maximum Diameter: **2 3/4"**
 Bowl Capacity: **1 3/4 lbs.**
 Regulator Pressure Ranges:
0-200 - Optional
0-125 - Standard
0-60 - Optional
0-25 - Optional

Supply 100 PSI Regulated Pressure	Pressure Drop		
	5	10	20
3/8" at 25 PSI	20	70	80
1/2" at 25 PSI	20	80	120
3/8" at 50 PSI	20	40	100
1/2" at 50 PSI	20	40	120
3/8" at 75 PSI	10	20	100
1/2" at 75 PSI	10	20	120

SCFM

Note: All values are approximate.

27 Modular Series Lubricators

27 Modular Series Lubricators are engineered to provide exceptional installation flexibility. They are constructed of die-cast aluminum and have a tamperproof adjustment cap. These units feature proportional air-to-oil delivery, ensuring even distribution of lubricant. The 27 Series Lubricator comes standard with a bowl guard.



Ordering Information:

Pipe Size	Model
3/8"	27L3
1/2"	27L4
3/4"	27L6

FEATURES

- ◆ Once oil delivery rate is set, proportional oil-to-air delivery rate assures even lubrication at all times.
- ◆ Tamperproof cap allows oil delivery rate to be locked in place.
- ◆ Unit refills through fill port without requiring depressurization.
- ◆ Quick fill plug available for use with quick fill equipment.

Options:

Options	Suffix
Metal Bowl Without Sightglass	M
Metal Bowl With Sightglass	S

Options are indicated by adding a dash followed by the corresponding suffix(es) in alphabetical order to the model number.

Specifications

Maximum Supply Pressure:
 Plastic Bowl: **150 PSI**
 Metal Bowl: **250 PSI**
 Materials:
 Plastic Bowl: **Polycarbonate**
 Metal Bowl: **Zinc Die Cast**
 Body: **Die Cast Aluminum**
 Height: **8"**
 Weight: **1 lb.**
 Maximum Diameter: **2 3/4"**
 Bowl Capacity: **8.5 oz.**

Supply Pressure	Pressure Drop				
	1	2	3	4	5
3/8" at 25 PSI	10	20	23	30	38
1/2" at 25 PSI	20	35	55	65	77
3/8" at 100 PSI	19	30	40	52	62
1/2" at 100 PSI	30	60	90	122	160

SCFM

Note: All values are approximate.

FILTERS, REGULATORS & LUBRICATORS

27 Modular Series Assemblies & Accessories

27 Series combination units offer pre-assembled units for fast installations. The integral filter/regulator offers a space saving design. Duo and trio assemblies utilize the modular clamping system to ease installation.

Integral Filter/Regulator



Ordering Information:

Pipe Size	Model
3/8"	27FC3
1/2"	27FC4
3/4"	27FC6

FEATURES

- ◆ 40 or 5 micron filter element.
- ◆ Balanced poppet valve design assures superior performance.
- ◆ 0-250 PSI, 0-125 PSI, 0-60 PSI, 0-25 PSI pressure ranges.
- ◆ Panel mount, metal bowl and gauge options available.

Filter/Regulator, Lubricator Duo



Ordering Information:

Pipe Size	Model
3/8"	27FCL3-G
1/2"	27FCL4-G
3/4"	27FCL6-G

FEATURES

- ◆ Trio performance in a duo assembly.
- ◆ Gauge packaged uninstalled for installation on either side.
- ◆ Bowl guard supplied standard.
- ◆ Filter, regulator and lubricator options available.

Filter, Regulator, Lubricator Trio



Ordering Information:

Pipe Size	Model
3/8"	27FRL3-G
1/2"	27FRL4-G
3/4"	27FRL6-G

FEATURES

- ◆ Traditional trio design.
- ◆ Gauge packaged uninstalled for installation on either side.
- ◆ Bowl guard supplied standard.
- ◆ Filter, regulator and lubricator options available.

Options:

Options	Suffix
Filter -	
Automatic Drain	D
Metal Bowl Without Sightglass	M
Metal Bowl With Sightglass	S
5 Micron Element	X
Regulator -	
Pressure Gauge (0-160 PSI)	G
High Pressure Spring (0-250 PSI)	H
Extra Low Pressure Spring (0-20 PSI)	J
Low Pressure Spring (0-60 PSI)	L
Lubricator -	
Automatic Drain	D
Metal Bowl Without Sightglass	M
Metal Bowl With Sightglass	S

Options are indicated by adding a dash followed by the corresponding suffix(es) in alphabetical order to the model number.

WARNING: Although polycarbonate bowls are capable of withstanding extreme physical abuse, they are susceptible to damage and may possibly burst when subjected to some cleaning products and synthetic oils, particularly phosphate esters. Should there be any questions regarding their compatibility with your applications, consult the factory or use a metal bowl.



8851AD
Automatic Drain



8800-60
0 - 60 PSI Gauge
with 2" dial



27RBA
Mounting
Bracket




27RPA
Panel Nut



27MB01
Modular System
Connecting Clamp Kit

27EP03



End Plates allow for easy installation and removal of individual FRL components in use on an air line. When installed on either side of an FRL assembly, the End Plates enable a user to easily and quickly remove a component from the system for inspection or service, thus keeping line downtime to a minimum.

Accessory Information:

Description	Model
Modular System Connecting Clamp Kit	27MB01
Wall Mount Connecting Clamp Kit	27MB02
Distribution Block	27DB01
3/8" NPT End Plate	27EP03
1/2" NPT End Plate	27EP04
3/4" NPT End Plate	27EP06
Filter -	
Automatic Drain	8851AD
Metal Bowl without Sight Glass	27F-41M
Metal Bowl with Sight Glass	27F-41S
Plastic Bowl	27F-41L
Regulator -	
Mounting Bracket	27RBA
Panel Nut	27RPA
Gauge (0-60 PSI) 2" dial	8800-60
Gauge (0-160 PSI) 2" dial	8800-160
Gauge (0-300 PSI) 2" dial	8800-300
Lubricator -	
Metal Bowl without Sight Glass	27L-41M
Metal Bowl with Sight Glass	27L-41S
Quick Fill Plug	8844QFP
Plastic Bowl	27F-41L

Repair Kit Information:

Description	Model
Filter Bowl Replacement Kit	27FK01
Regulator Repair Kit	27RK01
Lubricator Bowl Repair Kit	27LK01

For All Your Pneumatic Accessory Needs • www.coilhose.com
 EAST: 19 Kimberly Road, East Brunswick, NJ 08816 • 732.390.8480
 WEST: 1730 NE Miller Street, McMinnville, OR 97128 • 503.434.5964



FILTERS, REGULATORS & LUBRICATORS

Heavy Duty Series Filter

The Heavy Duty Series Filters have a long-established reputation for high quality and reliability. This series continues to provide time proven value with a 1/4" to 1" size range, die cast aluminum bodies, extra large filter elements, easy maintenance and design consistency.



FEATURES

- ◆ Large 40, 20 or 12 micron sintered bronze elements.
- ◆ Bayonet locking ring allows easy bowl removal by hand.
- ◆ Hi-strength plastic bowls supplied standard.
- ◆ Bowl guards supplied standard on 3/4" and 1" sizes. Optional on 1/4", 3/8" and 1/2" sizes.
- ◆ Automatic drains available.

Specifications

Maximum Supply Pressure:
 Plastic Bowl:150 PSI
 Metal Bowl:250 PSI
 Maximum Operating Temp.:
 Plastic Bowl:120° F
 Metal Bowl:250° F
 Filter Element:
 Standard:40 Micron
 Optional:20 & 12 Micron
 Materials:
 Plastic Bowl:Polycarbonate
 Metal Bowl:Aluminum
 Body:Die Cast Aluminum
 Filter Element:Sintered Bronze

Ordering Information:

Pipe Size	Model
1/4"	8822
3/8"	8823
1/2"	8824
3/4"	8826
1"	8828

WARNING: Although polycarbonate bowls are capable of withstanding extreme physical abuse, they are susceptible to damage and may possibly burst when subjected to some cleaning products and synthetic oils, particularly phosphate esters. Should there be any questions regarding their compatibility with your applications, consult the factory or use a metal bowl.

Options:

Options	Suffix
Automatic Drain	D
20 Micron Element	F
12 Micron Element	X
Metal Bowl With Sightglass	M
Bowl Guard	R
(for 1/4", 3/8" and 1/2" unit)	

Options are indicated by adding a dash followed by the corresponding suffix(es) in alphabetical order to the model number.

Size	Height	Diameter	Capacity	Weight
1/4 & 3/8	.6"	3"	4 oz.	3/4 lbs.
1/2	.7"	3 1/2"	8 oz.	1 lbs.
3/4 & 1	.9"	5"	23 oz.	4 lbs.

Supply Pressure	Pressure Drop				
	1	2	3	4	5
1/4" at 80 PSI	25	35	42	50	55
3/8" at 80 PSI	25	35	42	50	55
1/2" at 80 PSI	38	61	80	95	108
3/4" at 80 PSI	119	160	200	240	260
1" at 80 PSI	119	160	200	240	260

SCFM

Note: All values are approximate.

Heavy Duty Series Coalescing Filter



FEATURES

- ◆ Removes 99.9% of solids and fluids down to .1 microns.
- ◆ Bowl guards supplied standard on 3/4" and 1" sizes. Optional on 1/4", 3/8" and 1/2" sizes.
- ◆ Hi-strength plastic bowls supplied standard.
- ◆ 8.5 oz bowl capacity.
- ◆ Easy hands only filter element replacement.
- ◆ Automatic drain and metal bowl with sightglass options.

Specifications

Maximum Supply Pressure:
 Plastic Bowl:150 PSI
 Metal Bowl:250 PSI
 Maximum Operating Temp.:
 Plastic Bowl:120° F
 Metal Bowl:250° F
 Materials:
 Plastic Bowl:Polycarbonate
 Metal Bowl:Aluminum
 Body:Die Cast Aluminum

Size	Height	Diameter	Capacity	Weight
1/4 & 3/8	.6"	3"	4 oz.	3/4 lbs.
1/2	.7"	3 1/2"	8 oz.	1 lbs.
3/4 & 1	.9"	5"	23 oz.	4 lbs.

Ordering Information:

Pipe Size	Model
1/4"	8922
3/8"	8923
1/2"	8924
3/4"	8926
1"	8928

WARNING: Although polycarbonate bowls are capable of withstanding extreme physical abuse, they are susceptible to damage and may possibly burst when subjected to some cleaning products and synthetic oils, particularly phosphate esters. Should there be any questions regarding their compatibility with your applications, consult the factory or use a metal bowl.

Options:

Options	Suffix
Automatic Drain	D*
Metal Bowl With Sightglass	M
Bowl Guard	R
(for 1/4", 3/8" and 1/2" unit)	

Options are indicated by adding a dash followed by the corresponding suffix(es) in alphabetical order to the model number.

*For 1/4" and 3/8" units only. 1/2", 3/4" and 1" units must use External Drain 8861.

Supply Pressure	SCFM at 1.5 PSID Pressure Drop	
	1/2"	3/4" & 1"
20 PSI	6.1	22.7
40 PSI	9.5	33.8
60 PSI	13	48.9
80 PSI	16.5	62.0
100 PSI	20	75.0

Note: All values are approximate.



For All Your Pneumatic Accessory Needs • www.coilhose.com
 EAST: 19 Kimberly Road, East Brunswick, NJ 08816 • 732.390.8480
 WEST: 1730 NE Miller Street, McMinnville, OR 97128 • 503.434.5964

FILTERS, REGULATORS & LUBRICATORS

Heavy Duty Series Regulators

The Heavy Duty Series Regulators have a long established reputation for high quality and unsurpassed reliability. Their balanced design maintains precise downstream pressure, and a diaphragm stop prevents ruptures in the event of surges. Master packaging is twenty-four units per carton for 1/4" and 3/8" sizes, twelve units per carton for 1/2" size and six units per carton for 3/4" and 1" sizes.

Specifications

Maximum Supply Pressure: **250 PSI**

Maximum Temperature: **250° F**

Materials:

Body: **Die Cast Aluminum**

Size	Height	Diam.	Bowl Capacity	Weight
1/4 & 3/8"	.5 1/2"	.3"	.4 oz.	.3/4 lbs.
1/2"	.7"	.4"	.8 oz.	1 1/2 lbs.
3/4 & 1"	.8 1/2"	.5"	.23 oz.	.3 lbs.

Regulator Pressure Ranges:

0-125 - Standard

0-60 - Optional

0-200 - Optional

Supply 100 PSI Regulated Pressure	Pressure Drop		
	2	5	10
1/4" at 80 PSI	10	30	40
3/8" at 80 PSI	10	30	40
1/2" at 80 PSI	20	60	80
3/4" at 80 PSI	40	120	160
1" at 80 PSI	40	120	160

SCFM

Note: All values are approximate.


FEATURES

- ◆ High flow rates with accurate control and fast response.
- ◆ 0-200 PSI, 0-125 PSI and 0-50 PSI pressure ranges.
- ◆ Tamperproof option available.
- ◆ Panel mount and gauge options.

Options:

Options	Suffix
Gauge	G
Extra Low Pressure Spring (0-50) PSI	L
High Pressure Spring (0-200 PSI)	H
Tamperproof	K
Panel Mount	P

Options are indicated by adding a dash followed by the corresponding suffix(es) in alphabetical order to the model number.



Ordering Information:

Pipe Size	Model
1/4"	8802
3/8"	8803
1/2"	8804
3/4"	8806
1"	8808

Heavy Duty Series Lubricators

The Heavy Duty Series Lubricators have a long established reputation for high quality and unsurpassed reliability. A tamperproof cap allows oil delivery rate to be locked in, and once oil delivery is set, proportional oil-to-air delivery assures constant even lubrication. Master packaging is twenty-four units per carton for 1/4" and 3/8" sizes, twelve units per carton for 1/2" size and six units per carton for 3/4" and 1" sizes.

Specifications

Maximum Supply Pressure:

Plastic Bowl: **150 PSI**

Metal Bowl: **250 PSI**

Materials:

Plastic Bowl: **Polycarbonate**

Metal Bowl: **Die Cast Aluminum**

Body: **Die Cast Aluminum**

Size	Height	Diam.	Bowl Capacity	Weight
1/4 & 3/8"	.7"	.3"	.4 oz.	.1 lb.
1/2"	.8"	.3 1/2"	.8 oz.	1 1/4 lbs.
3/4 & 1"	1.1 1/2"	.5"	.23 oz.	.3 1/2 lbs.

Supply 100 PSI Regulated Pressure	Pressure Drop		
	5	10	15
1/4" at 80 PSI	27.5	39	48
3/8" at 80 PSI	27.5	39	48
1/2" at 80 PSI	55	79	97
3/4" at 80 PSI	110	158	195
1" at 80 PSI	110	158	195

SCFM

Note: All values are approximate.

FEATURES

- ◆ Mist atomizing sightglass.
- ◆ Refills through fill port without requiring depressurization.
- ◆ Quick fill plug option available.
- ◆ Bowl guard supplied standard on 3/4" and 1". Optional on 1/4", 3/8" and 1/2".

Options:

Options	Suffix
Metal Bowl With Sightglass	M
Bowl Guard (for 1/4", 3/8" and 1/2" unit)	R

Options are indicated by adding a dash followed by the corresponding suffix(es) in alphabetical order to the model number.



Ordering Information:

Pipe Size	Model
1/4"	8842
3/8"	8843
1/2"	8844
3/4"	8846
1"	8848

WARNING: Although polycarbonate bowls are capable of withstanding extreme physical abuse, they are susceptible to damage and may possibly burst when subjected to some cleaning products and synthetic oils, particularly phosphate esters. Should there be any questions regarding their compatibility with your applications, consult the factory or use a metal bowl.

For All Your Pneumatic Accessory Needs • www.coilhose.com
EAST: 19 Kimberly Road, East Brunswick, NJ 08816 • 732.390.8480
WEST: 1730 NE Miller Street, McMinnville, OR 97128 • 503.434.5964



FILTERS, REGULATORS & LUBRICATORS

Heavy Duty Series Assemblies & Accessories

Heavy Duty Filter, Regulator and Lubricator duo and trio assemblies provide valuable time savings when installed. The individual Heavy Duty components are available with all the standard options. These units also come standard with a gauge.

Heavy Duty Duos



FEATURES

- ◆ Compact assembly.
- ◆ Faster installation time.
- ◆ Gauge packaged uninstalled for installation on either side.
- ◆ Bowl guard supplied standard on 3/4" and 1" sizes.
- ◆ Filter, regulator and lubricator options available.

Heavy Duty Trios



Ordering Information:

Pipe Size	Description	Model
1/4"	Filter-Regulator	8862AAG
3/8"	Filter-Regulator	8863AAG
1/2"	Filter-Regulator	8864AAG
3/4"	Filter-Regulator	8866AAG
1"	Filter-Regulator	8868AAG

Ordering Information:

Pipe Size	Description	Model
1/4"	Filter-Regulator-Lubricator	8882AAG
3/8"	Filter-Regulator-Lubricator	8883AAG
1/2"	Filter-Regulator-Lubricator	8884AAG
3/4"	Filter-Regulator-Lubricator	8886AAG
1"	Filter-Regulator-Lubricator	8888AAG

Accessory Information:

Description	Model
Filter -	
Automatic Drain Valves Internal	8851AD
Automatic Drain External - requires 4 1/2" clearance below bowl	8861
1/4" & 3/8" Metal Bowl w/ Sight Glass	8823-41M
1/2" Metal Bowl w/ Sight Glass	8824-41M
3/4" & 1" Metal Bowl w/ Sight Glass	8828-41M
1/4" & 3/8" Bowl Guard	8823-50
1/2" Bowl Guard	8824-50
3/4" & 1" Bowl Guard	8826-50
Regulator -	
1/4" & 3/8" Wall Mount Bracket	8800-12RB
1/2" Wall Mount Bracket	8800-14RB
3/4" & 1" Wall Mount Bracket	8800-16RB
1/4" & 3/8" Pipe Mount Bracket	8800-22PB
1/2" Pipe Mount Bracket	8800-24PB
3/4" Pipe Mount Bracket	8800-26PB
Pressure Gauge 0-60 PSI (2" dial)	8800-60
Pressure Gauge 0-160 PSI (2" dial)	8800-160
Pressure Gauge 0-300 PSI (2" dial)	8800-300
Lubricator -	
1/4" & 3/8" Metal Bowl w/ Sight Glass	8843-41M
1/2" Metal Bowl w/ Sight Glass	8844-41M
3/4" & 1" Metal Bowl w/ Sight Glass	8848-41M
1/4" & 3/8" Bowl Guard	8823-50
1/2" Bowl Guard	8824-50
3/4" & 1" Bowl Guard	8826-50
Quick Fill Plug	8844QFP

Repair Kit Information:

Description	Model
Filter	
1/4" & 3/8" Polycarbonate Bowl	8823-41L
1/2" Polycarbonate Bowl	8824-41L
3/4" & 1" Polycarbonate Bowl	8828-41L
Regulator	
1/4" & 3/8" Repair Kit	8800-53
1/2" Repair Kit	8800-54
3/4" & 1" Repair Kit	8800-56
Lubricator	
1/4" & 3/8" Polycarbonate Bowl	8843-41L
1/2" Polycarbonate Bowl	8844-41L
3/4" & 1" Polycarbonate Bowl	8848-41L



8800-160
0 - 160 PSI
Pressure Gauge
with 2" dial



8800-14RB
1/2" Wall Mount
Bracket



8800-24PB
1/2" Pipe Mont
Bracket

WARNING: Although polycarbonate bowls are capable of withstanding extreme physical abuse, they are susceptible to damage and may possibly burst when subjected to some cleaning products and synthetic oils, particularly phosphate esters. Should there be any questions regarding their compatibility with your applications, consult the factory or use a metal bowl.

FILTERS, REGULATORS & LUBRICATORS

General Purpose Series Filters

The General Purpose Series Filters offers port sizes from 1/4" through 2". This size range allows a reliable interchange with other manufactures. Units are manufactured with zinc die cast bodies and available with plastic bowls with guards or metal bowls. An excellent choice for most industrial applications.

Specifications

Maximum Supply Pressure:
 Plastic Bowl:150 PSI
 Metal Bowl:250 PSI
 Maximum Operating Temp.:
 Plastic Bowl:120° F
 Metal Bowl:150° F
 Filter Element:
 Standard:40 Micron
 Materials:
 Plastic Bowl:Polycarbonate
 Metal Bowl:Zinc Die Cast
 Body:Zinc Die Cast
 Filter Element:Polypropylene

Supply Pressure	Pressure Drop				
	1	2	3	4	5
1/4"	25	35	42	50	55
3/8"	26	50	60	70	76
1/2"	38	61	80	95	108
3/4"	115	160	200	240	260
1"	160	220	270	320	350
1 1/4"	160	230	285	340	380
1 1/2"	160	230	285	340	380
					SCFM

Note: All values are approximate.

FEATURES

- ◆ 40 micron filter element.
- ◆ Bowl volumes from 5 oz to 20 oz.
- ◆ Bowl guards are standard on plastic bowls.
- ◆ Automatic drain available.

Ordering Information:

Pipe Size	Bowl Options	Model
1/4"	Bowl Guard	F140BG**
1/4"	Metal Bowl	F140MB**
3/8"	Bowl Guard	F380BG**
3/8"	Metal Bowl	F380MB**
1/2"	Bowl Guard	F120BG*
1/2"	Metal Bowl	F120MB*
3/4"	Metal Bowl	F340MB
1"	Metal Bowl	F100MB
1-1/4"	Metal Bowl	F1140MB
1-1/2"	Metal Bowl	F1120MB
2"	Metal Bowl	F2000MB



*Master pack is eight units per carton.
 **Master pack is twelve units per carton.

General Purpose Series Regulators

The General Purpose Series Regulators are ideal where pressure must be held constant over a wide variation of flow. Zinc die cast bodies offer excellent durability for most industrial applications.

Specifications

Maximum Supply Pressure:300 PSI
 Maximum Operating Temp.:120° F
 Materials:
 Adjusting Knob:Brass
 Body:Zinc Die Cast

Supply 100 PSI Regulated Pressure	Pressure Drop		
	5	10	15
1/4"	10	18	40
3/8"	10	18	50
1/2"	10	18	60
3/4" & 1"	20	40	120
1 1/4" & 1 1/2"	20	120	240
2"	400	750	1200
			SCFM

Note: All values are approximate.

WARNING: Although polycarbonate bowls are capable of withstanding extreme physical abuse, they are susceptible to damage and may possibly burst when subjected to some cleaning products and synthetic oils, particularly phosphate esters. Should there be any questions regarding their compatibility with your applications, consult the factory or use a metal bowl.

FEATURES

- ◆ Holds pressure constant over wide variations in flow.
- ◆ 0 - 125 PSI pressure range.
- ◆ Two 1/4 inch gauge ports.

Ordering Information:

Pipe Size	Model
1/4"	R140**
3/8"	R380**
1/2"	R120*
3/4"	R340
1"	R100
1 1/4"	R1140
1 1/2"	R1120
2"	R2000***



*Master pack is eight units per carton.
 **Master pack is twelve units per carton.
 ***R2000 (2") regulator requires a pilot regulator to control the reduced pressure outlet.

FILTERS, REGULATORS & LUBRICATORS

General Purpose Series Lubricators

The General Purpose Series Lubricators offer port sizes from 1/4" through 2". This size range allows reliable interchange with other manufactures. Units are manufactured with zinc die cast bodies, and available with plastic bowls with guards or metal bowls. An excellent choice for most industrial applications.



FEATURES

- ◆ Mist type atomizing with see-through sight glass.
- ◆ Once oil delivery rate is set, proportional oil-to-air delivery rate assures even lubrication at all times.
- ◆ Bowl volumes from 5 oz. to 20 oz.

Supply Pressure	Pressure Drop				
	1	2	3	4	5
1/4" at 100 PSI	15	30	40	50	58
3/8" at 100 PSI	25	50	67	80	90
1/2" at 100 PSI	62	88	104	118	127
3/4" at 100 PSI	120	190	240	275	300
1" at 100 PSI	140	210	250	290	325
1 1/4" at 100 PSI	25	120	440	540	575
1 1/2" at 100 PSI	50	200	380	450	475

Note: All values are approximate.

Ordering Information:

Pipe Size	Bowl Options	Model
1/4"	Bowl Guard	L140BG**
1/4"	Metal Bowl	L140MB**
3/8"	Bowl Guard	L380BG**
3/8"	Metal Bowl	L380MB**
1/2"	Bowl Guard	L120BG*
1/2"	Metal Bowl	L120MB*
3/4"	Metal Bowl	L340MB
1"	Metal Bowl	L100MB
1-1/4"	Metal Bowl	L1140MB
1-1/2"	Metal Bowl	L1120MB

*Master pack is eight units per carton.

**Master pack is twelve units per carton.

WARNING: Although polycarbonate bowls are capable of withstanding extreme physical abuse, they are susceptible to damage and may possibly burst when subjected to some cleaning products and synthetic oils, particularly phosphate esters. Should there be any questions regarding their compatibility with your applications, consult the factory or use a metal bowl.

General Purpose Series Assemblies & Accessories

Duo & Trio Assemblies



Includes 0-160 PSI pressure gauge.



Includes 0-160 PSI pressure gauge.

Ordering Information:

Pipe Size	Description	Model
1/4"	Filter-Regulator	FR140
1/4"	Filter-Regulator-Lubricator	FRL1400
3/8"	Filter-Regulator	FR380
3/8"	Filter-Regulator-Lubricator	FRL3800
1/2"	Filter-Regulator	FR120
1/2"	Filter-Regulator-Lubricator	FRL1200
3/4"	Filter-Regulator	FR340MB
3/4"	Filter-Regulator-Lubricator	FRL3400MB
1"	Filter-Regulator	FR100MB
1"	Filter-Regulator-Lubricator	FRL1000MB

"MB" suffix denotes Metal Bowl. All others supplied with polycarbonate bowl and guard.

Accessory Information:

Description	Model
Filter -	
Automatic Drain	8851AD
Regulator -	
1/4" - 3/8" Mounting Bracket	MB140
1/2" Mounting Bracket	MB120
3/4" - 1" Mounting Bracket	MB340
Pressure Gauge 0-160 PSI (1-1/2" dial)	8800-160

Repair Kit Information:

Description	Model
Filter -	
1/4"-3/8" Plastic Bowl Replacement Kit	BK602Y
1/2" Plastic Bowl Replacement Kit	BK602A
1/4"-3/8" Metal Bowl Replacement Kit	BK603Y
1/2" Metal Bowl Replacement Kit	BK603A
3/4"-2" Metal Bowl Replacement Kit	BK603B
1/4" and 3/8" Metal Bowl with Sight Glass Replacement Kit	RKB605WY
1/2" Metal Bowl with Sight Glass Replacement Kit	RKB605WA
3/4" to 1 1/2" Metal Bowl with Sight Glass Replacement Kit	RKB605WB
Regulator	
1/4" - 3/8" Repair Kit	RK119Y
1/2" Repair Kit	RK119A
3/4" - 1" Repair Kit	RK119B
1 1/4" - 1 1/2" Repair Kit	RK119D
Lubricator	
1/4"-3/8" Plastic Bowl Replacement Kit	BK602Y
1/2" Plastic Bowl Replacement Kit	BK602A
1/4"-3/8" Metal Bowl Replacement Kit	BK603Y
1/2" Metal Bowl Replacement Kit	BK603A
3/4"-2" Metal Bowl Replacement Kit	BK603B

WARNING: Although polycarbonate bowls are capable of withstanding extreme physical abuse, they are susceptible to damage and may possibly burst when subjected to some cleaning products and synthetic oils, particularly phosphate esters. Should there be any questions regarding their compatibility with your applications, consult the factory or use a metal bowl.



For All Your Pneumatic Accessory Needs • www.coilhose.com
 EAST: 19 Kimberly Road, East Brunswick, NJ 08816 • 732.390.8480
 WEST: 1730 NE Miller Street, McMinnville, OR 97128 • 503.434.5964

FILTERS, REGULATORS & LUBRICATORS

Desiccant Air Dryers

The Desiccant Air Dryers collect the smallest moisture mists. Use of standard air filters and coalescing filters is highly recommended to achieve exceptionally dry air. Desiccant beads change color from blue to pink to indicate absorbing capacity (blue = dry, pink = wet). Beads in standard version are also reusable.

FEATURES

- ◆ Pressure drop of less than 1 PSI.
- ◆ No additional power source required.
- ◆ Standard version is easy to service. In-Line version is disposable.


Specifications

	STANDARD	IN-LINE
Max. Supply Pressure:	.150 PSI	125 PSI
Max. Operating Temp.:	.125° F	.130° F
Max. Flow Capacity:	.10 SCFM	15 SCFM
Materials:		
Body:	Zinc Die Cast	Polycarbonate
Bowl:	Polycarbonate	Polycarbonate
Bowl Guard:	Steel	Nylon
Dimensions and Weights:		
Height:	.12.25"	3 3/4"
Width (port to port):	.4.5"	1 11/16"
Weight (with desiccant):	.6.8 lbs.	2.8 oz.



Standard Version

Items not shown to scale.



In-Line Version

Ordering Information:

Description	Model
Standard Version	
1/4" Port Size	8422
3/8" Port Size	8423
1/2" Port Size	8424
Desiccant Gel Refill	8422-GEL
In-Line Version	
1/4" Port Size	4042

Mechanical Condensate Drains

Mechanical Condensate Drains are useful for the automatic removal of moisture from drop legs, and after coolers, compressors and other devices. A manual override feature permits draining between automatic drain times. The 1/2" FPT is standard.

FEATURES

- ◆ Float controlled valve.
- ◆ Line pressure forces moisture escape.
- ◆ Manual operation possible with quick return to automatic operation.

Ordering Information:

Description	Model
Mechanical Drain with Polycarbonate Bowl and Plastic Guard	8514
Mechanical Drain with Metal Bowl	8514M

Specifications

Maximum Supply Pressure:	
Plastic Bowl:	.150 PSI
Metal Bowl:	.250 PSI
Maximum Operating Temp.:	
Plastic Bowl:	.120° F
Metal Bowl:	.250° F
Materials:	
Body:	Aluminum
Bowl:	Transparent Polycarbonate w/ High Impact Plastic Guard
Metal Bowl:	Zinc Die Cast
Float Assembly:	Plastic with Stainless Steel Internals
Height:	.5 3/4"
Diameter:	.2 1/8"
Weight:	.3/4 lbs.
Bowl Volume:	.3.8 oz.



Solid State Automatic Drain

The Solid State Automatic Drain allows moisture to be released from accumulation points at specified cycle times. Comes standard with an electronic timer for automatic operation at the application or operation from a remote location.

FEATURES


- ◆ Cycle time can be set from 1 to 45 minutes.
- ◆ Drain time can be set from 1 to 15 seconds.
- ◆ Operates on 120V 60Hz / 110V 50Hz voltage.
- ◆ 6 foot heavy duty grounded power cord.
- ◆ Manual operation between cycles.

Ordering Information:

Description	Model
Solid State Automatic Drain Valve	8653

Component Ordering Information:

Description	Model
Solid State Timer with gasket	8653-1



For All Your Pneumatic Accessory Needs • www.collhose.com
 EAST: 19 Kimberly Road, East Brunswick, NJ 08816 • 732.390.8480
 WEST: 1730 NE Miller Street, McMinnville, OR 97128 • 503.434.5964




FILTERS, REGULATORS & LUBRICATORS

Pressure Gauges

Pressure gauges are an invaluable tool to air system performance. Coilhose Pneumatics offers a wide variety of sizes to meet many applications. All gauges are dry type with either polycarbonate or metal cases and polycarbonate or glass lenses. Accuracy is 3-2-3%. Gauges are available in both back mount and bottom mount.



MG12160



26G-160



8800-160



8700-60



GB1460



GB14160

Ordering Information:

Case	Lens	Pressure Range	Dial Size	Connecting, Mounting Size	Model
Aluminum	Polycarbonate	0-160	1 1/2"	1/8" Center Back	MG12160
Metal	Polycarbonate	0-60	1 1/2"	1/8" Center Back	26G-60
Metal	Polycarbonate	0-160	1 1/2"	1/8" Center Back	26G-160
Polycarbonate	Polycarbonate	0-60	2"	1/4" Center Back	8800-60
Polycarbonate	Polycarbonate	0-160	2"	1/4" Center Back	8800-160
Polycarbonate	Polycarbonate	0-300	2"	1/4" Center Back	8800-300
Chrome-plated	Glass	0-30	2"	1/4" Bottom	GB1430
Chrome-plated	Glass	0-30	2 1/2"	1/4" Bottom	GB1630
Chrome-plated	Glass	0-30	3 1/2"	1/4" Bottom	GB1730
Chrome-plated	Glass	0-60	1 1/2"	1/8" Center Back	8700-60
Chrome-plated	Glass	0-60	2"	1/8" Bottom	GB1860
Chrome-plated	Glass	0-60	2"	1/4" Bottom	GB1460
Chrome-plated	Glass	0-60	2 1/2"	1/4" Bottom	GB1660
Chrome-plated	Glass	0-60	3 1/2"	1/4" Bottom	GB1760
Chrome-plated	Glass	0-100	2"	1/4" Bottom	GB14100
Chrome-plated	Glass	0-100	2 1/2"	1/4" Bottom	GB16100
Chrome-plated	Glass	0-100	3 1/2"	1/4" Bottom	GB17100
Chrome-plated	Glass	0-160	1 1/2"	1/8" Center Back	8700-160
Chrome-plated	Glass	0-160	2"	1/8" Center Back	G18160
Chrome-plated	Glass	0-160	2"	1/8" Bottom	GB18160
Chrome-plated	Glass	0-160	2"	1/4" Center Back	G14160
Chrome-plated	Glass	0-160	2"	1/4" Bottom	GB14160
Chrome-plated	Glass	0-160	2 1/2"	1/4" Bottom	GB16160
Chrome-plated	Glass	0-160	3 1/2"	1/4" Bottom	GB17160
Chrome-plated	Glass	0-200	2"	1/4" Bottom	GB14200
Chrome-plated	Glass	0-200	2 1/2"	1/4" Bottom	GB16200
Chrome-plated	Glass	0-200	3 1/2"	1/4" Bottom	GB17200
Chrome-plated	Glass	0-300	2"	1/8" Center Back	GB18300
Chrome-plated	Glass	0-300	2"	1/4" Center Back	G14300
Chrome-plated	Glass	0-300	2"	1/4" Bottom	GB14300
Chrome-plated	Glass	0-300	2 1/2"	1/4" Bottom	G16300
Chrome-plated	Glass	0-300	3 1/2"	1/4" Bottom	GB17300
Chrome-plated	Glass	0-600	3 1/2"	1/4" Bottom	GB17600

Vacuum & Hydraulic Gauges



GBV1630



GH191000

Ordering Information:

Type	Case	Lens	Pressure Range	Dial Size	Connecting, Mounting Size	Model
Vacuum	Chrome	Glass	0-30	2 1/2"	1/4" Bottom Mount	GBV1630
Hydraulic	Chrome	Glass	0-1000	2 1/2"	1/4" Bottom Mount	GH191000
Hydraulic	Chrome	Glass	0-3000	2 1/2"	1/4" Bottom Mount	GH193000
Hydraulic	Chrome	Glass	0-5000	2 1/2"	1/4" Bottom Mount	GH195000

PLASTIC TUBING SELECTION GUIDE

We offer several of the most common thermoplastic tubing compounds used in industrial and pneumatic applications. Each thermoplastic compound exhibits different characteristics that need to be taken into consideration when selecting tubing for any application. Becoming familiar with the different features and advantages of each tubing compound will be most beneficial in the selection process. Here are seven basic categories of questions to help start the selection process:

1. What are the **PRESSURE & TEMPERATURE** limits of the application the tubing will be used in?
2. What is the **MEDIA** running through the tubing?
3. What type of **FITTINGS** will be used with the tubing?
4. What are the required **PHYSICAL FEATURES** of the tubing?
5. What are the **REGULATORY REQUIREMENTS** the tubing must comply to?
6. What must the tubing be **RESISTANT** to?
7. What are the **COST** guidelines?

1. PRESSURE & TEMPERATURE EXPOSURE

The pressure rating of thermoplastic tubing is determined by testing the short term bursting pressure at 75° F. The working pressure is calculated as a ratio of the burst pressure by dividing the burst pressure by an appropriate safety factor. The 3-to-1 or 4-to-1 safety factors are commonly used depending upon the severity of the application.

Example: If tubing burst pressure is 450 PSI at 75° F, the working pressure with a 3-to-1 safety factor is 150 PSI, or with a 4-to-1 safety factor the working pressure would be 112 PSI. Safety factors of less than 3-to-1 are not recommended.

Temperature has a definite impact upon the burst and working pressure of thermoplastic tubing. Careful consideration should be given when operating in elevated temperatures, especially temperatures approaching the maximum limits of the particular tubing compound. *Note:* Reinforced tubing can offer significantly higher pressure ratings.

2. MEDIA

The best advice is always thoroughly test and understand the chemical resistance of your tubing. Varying temperatures, mixing chemicals and varying environmental conditions can significantly alter performance of thermoplastic tubing. We offer samples whenever possible to assist with your in-house testing.

3. FITTINGS

There are three basic types of fittings used on thermoplastic tubing. They are categorized as barbed fittings, compression fittings and push-to-connect or push-in fittings. Each fitting offers different features and benefits. It is very important that the tubing selected be compatible with the type of fitting it is to be installed with.

4. PHYSICAL FEATURE CRITERIA

Four of the most common physical properties considered in the tubing selection process are flexibility, kink resistance, clarity and color availability. The best way to fully understand the difference in flexibility and kink resistance is to compare samples.

5. REGULATORY REQUIREMENTS

There are applications that require that tubing comply with various agency regulations. Some more common compliance requests include:

FDA Food & Drug Administration
NSF National Sanitation Foundation
USP Class VI (U.S. Pharmaceutical) USDA U.S. Dept. of Agriculture
U.L. Underwriters Laboratory

Some regulations are very general, while others are very specific. Due to the complexity of many of the requirements, we strongly urge you to consult our technical service engineers with your exact application for assistance. Responsibility for final application will remain with the user.

6. RESISTANCES

This broad category of tubing characteristics deals mostly with the environmental or working conditions the tubing will be exposed to. Besides the usual resistance to various chemicals, some other considerations are: Abrasion, Moisture, Flammability, Kinking, Vermin, Ultraviolet Light, Bacteria and Fungus.


Often overlooked, these environmental factors can contribute to premature tubing failures. If your application has the potential to cause severe damage or injury with a failure, **CAREFUL SELECTION** and **STRINGENT TESTING** ARE MANDATORY.

7. COSTS

If more than one tubing compound will adequately serve the application, then tubing costs might factor into the decision. *Tubing is a relatively low cost item, and its true value is found in long and trouble free service.*

PLASTIC TUBING

Polyurethane Tubing



Coilhose Pneumatics offers Polyurethane Tubing made from an ether (polytetra-methylene glycol ether) based compound, which will not hydrolyze or degrade when exposed to water. Polyurethane has become a popular choice for tubing due to its extreme flexibility and resistance to kinking. In addition, it stands up very well to fuels and oils. Compatible with Coilock fittings (pages 73 - 74) and Poly-Tube fittings (page 75).

Standard Size Ordering information

O.D. x I.D.	Wall Thickness	Working Pressure at 75° F	Tube Length	Model	Color Code Suffix
1/8" x 1/16"	.031"	233 PSI	50'	PT0203-50_	K, X, R,
			250'	PT0203-250_	G, B, Y, Q,
			500'	PT0203-500_	W, P, LX,
			1000'	PT0203-1000_	TC, TR,
			2500'	PT0203-2500_	TG,
5/32" x 3/32"	.031"	176 PSI	100'	PT02503-100_	K, X, R,
			400'	PT02503-400_	G, B, Y, Q, W
			1000'	PT02503-1000_	P, TC,TR
			2500'	PT02503-2500_	TG, TB, TY
1/4" x 1/8"	.062"	194 PSI	100'	PT0406-100_	K, X, R, G, B,
			500'	PT0406-500_	Y, Q, W, TC,
			1000'	PT0406-1000_	TG, TB, TQ
1/4" x .160"	.045"	148 PSI	100'	PT0404-100_	K, X, R, G, B, Y,
			500'	PT0404-500_	Q, W, P, NG, TC,
			1000'	PT0404-1000_	TR, TG, TB, TY
3/8" x 1/4"	.062"	147 PSI	100'	PT0606-100_	K, X, R, G, B, Y, W,
			500'	PT0606-500_	NP, NG, TC, TB, TY
15/32" x 5/16"	.079"	133 PSI	50'	PT0707-50_	K, X, R, G, B, Y, Q, W,
			250'	PT0707-250_	P, TC, TR, TG, TB, TY
1/2" x .320"	.090"	140 PSI	50'	PT0809-50_	K, R, B, Y,
			250'	PT0809-250_	TC, TB
9/16" x 3/8"	.094"	133 PSI	50'	PT0909-50_	K, R, G, B, Y, NG
			200'	PT0909-200_	TC, TB, TY
3/4" x .467"	.141"	145 PSI	150'	PT1214-150_	R, B, Y, TC, TB

Metric Size Ordering Information

O.D. x I.D. (mm)	Wall Thickness	Working Pressure at 75° F	Tube Length	Model	Color Code Suffix
3.0 x 1.8	.6 mm	160 PSI	100'	PT0306-100_	K, TC
			500'	PT0306-500_	
			1000'	PT0306-1000_	
			2500'	PT0306-2500_	
4.0 x 2.4	.8 mm	176 PSI	100'	PT0408-100_	K, X, R,
			400'	PT0408-400_	G, B, Y, Q, W
			1000'	PT0408-1000_	P, TC,TR
			2500'	PT0408-2500_	TG, TB, TY
6.0 x 4.0	1.0 mm	145 PSI	100'	PT0610-100_	K, X, R, G, B,
			500'	PT0610-500_	Y, Q, W, TC,
			1000'	PT0610-1000_	TG, TB
8.0 x 5.0	1.5 mm	155 PSI	100'	PT0815-100_	K, R, B, W, Y,
			500'	PT0815-500_	NG, TC, TB
10.0 x 6.5	1.75 mm	149 PSI	50'	PT1017-50_	K, R, G, B
			500'	PT1017-500_	Y, TC, TB
12.0 x 8.0	2.0 mm	133 PSI	50'	PT1220-50_	K, R, B, Y, W,
			250'	PT1220-250_	NG, TC, TB

Color Key Code - Standard & Metric Sizes

K	Black
X	Gray
R	Red
G	Green
B	Blue
Y	Yellow
Q	Orange
W	White
P	Purple
LX	Light Gray
NG	Neon Green
TC	Transparent Clear
TR	Transparent Red
TG	Transparent Green
TB	Transparent Blue
TY	Transparent Yellow
TQ	Transparent Orange

Specifications


Temperature Range: ... -40° F to +165° F
 Vacuum Rating: ... To 28" Hg.
 Diameter Tolerances: ... 1/8" - 9/16" +/- .005"
 3/4" +/- .007"
 Working Pressure:3 to 1 Safety Factor
 Compliance: ... NSF61, Meets UL94HB
 UV Stabilized: ... Yes



For All Your Pneumatic Accessory Needs • www.coilhose.com
 EAST: 19 Kimberly Road, East Brunswick, NJ 08816 • 732.390.8480
 WEST: 1730 NE Miller Street, McMinnville, OR 97128 • 503.434.5964

Multi-Color Ribbon Tubing

Multi-Color Ribbon Tubing, commonly known as MCR, is a cost effective method of routing two or more tubing lines. Made from 95 durometer Polyurethane, MCR can be installed faster than other jacketing options. MCR color codes tubing lines for identification, tracing or troubleshooting. MCR will withstand the rigors of flexing, yet can be easily separated for routing. See pages 73 - 75 for fitting options.



Specifications	
Temperature Range:	-40° F to +165° F
Vacuum Rating:	To 28" Hg.
Diameter Tolerances:	1/8" - 9/16" +/- .005" 3/4" +/- .007"
Working Pressure:	3 to 1 Safety Factor
Compliance:	NSF61, Meets UL94HB
UV Stabilized:	Yes


- ### BENEFITS
- ◆ Saves material costs and cuts installation time.
 - ◆ Color tubes identify lines
 - ◆ Excellent alternative to tie wraps & jackets.

Standard Size Ordering Information

Tube Size	Tubes	Length	Colors	Model
1/4" x .160	Twin	50'	Red-Blue	PT0404-50RB
1/4" x .160	Twin	100'	Red-Blue	PT0404-100RB
1/4" x .160	Quad	50'	Red-Blue / White-Clear	PT0404-50RBWC
1/4" x .160	Quad	100'	Red-Blue / White-Clear	PT0404-100RBWC
3/8" x 1/4"	Twin	50'	Red-Blue	PT0606-50RB
3/8" x 1/4"	Twin	100'	Red-Blue	PT0606-100RB
3/8" x 1/4"	Quad	50'	Red-Blue / White-Clear	PT0606-50RBWC
3/8" x 1/4"	Quad	100'	Red-Blue / White-Clear	PT0606-100RBWC

Nylon Tubing

Coilhose Pneumatics offers high quality Nylon 11 Tubing for applications requiring low density, lightweight toughness, flexibility and chemical resistance. Its dimensional stability makes it compatible with Coilock Fittings as shown on page 73 - 74 and Poly-Tube Fittings as shown on page 75. Lengths of 100 feet are packaged in plastic bags; longer lengths are on reels.



Standard Size Ordering Information

Tube O.D.	Tube I.D.	Wall Thickness	WP at 75° F	Tube Length	Model
1/8"	.093"	.016"	225 PSI	100'	NC0216-100_
1/8"	.093"	.016"	225 PSI	500'	NC0216-500_
1/8"	.093"	.016"	225 PSI	1000'	NC0216-1000_
1/8"	.093"	.016"	225 PSI	2500'	NC0216-2500_
5/32"	.106"	.025"	275 PSI	100'	NC2525-100_
5/32"	.106"	.025"	275 PSI	1000'	NC2525-1000_
5/32"	.106"	.025"	275 PSI	2500'	NC2525-2500_
3/16"	.138"	.025"	225 PSI	100'	NC0325-100_
3/16"	.138"	.025"	225 PSI	500'	NC0325-500_
3/16"	.138"	.025"	225 PSI	2000'	NC0325-2000_
1/4"	.170"	.040"	265 PSI	100'	NC0440-100_
1/4"	.170"	.040"	265 PSI	500'	NC0440-500_
1/4"	.170"	.040"	265 PSI	1000'	NC0440-1000_
1/4"	.180"	.035"	250 PSI	100'	NC0435-100_
1/4"	.180"	.035"	250 PSI	500'	NC0435-500_
1/4"	.180"	.035"	250 PSI	1000'	NC0435-1000_
5/16"	.232"	.040"	220 PSI	100'	NC0540-100_
5/16"	.232"	.040"	220 PSI	500'	NC0540-500_
3/8"	.275"	.050"	220 PSI	100'	NC0650-100_
3/8"	.275"	.050"	220 PSI	500'	NC0650-500_
1/2"	.375"	.062"	200 PSI	100'	NC0862-100_
1/2"	.375"	.062"	200 PSI	250'	NC0862-250_
1/2"	.375"	.062"	200 PSI	500'	NC0862-500_

Metric Size Ordering Information

Tube O.D.	Tube I.D.	Wall Thickness	WP at 75° F	Tube Length	Model
4.0 mm	2.7 mm	.65 mm	275 PSI	100'	NC0465-100_
4.0 mm	2.7 mm	.65 mm	275 PSI	1000'	NC0465-1000_
4.0 mm	2.7 mm	.65 mm	275 PSI	2500'	NC0465-2500_
5.0 mm	3.0 mm	1.0 mm	375 PSI	100'	NC0510-100_
5.0 mm	3.0 mm	1.0 mm	375 PSI	1000'	NC0510-1000_
6.0 mm	4.0 mm	1.0 mm	280 PSI	100'	NC0610-100_
6.0 mm	4.0 mm	1.0 mm	280 PSI	1000'	NC0610-1000_
8.0 mm	6.0 mm	1.0 mm	210 PSI	100'	NC0810-100_
8.0 mm	6.0mm	1.0 mm	210 PSI	500'	NC0810-500_
10.0 mm	8.0 mm	1.0 mm	180 PSI	100'	NC1010-100_
10.0 mm	8.0 mm	1.0 mm	180 PSI	500'	NC1010-500_
12.0 mm	10.0 mm	1.0 mm	165 PSI	100'	NC1210-100_
12.0 mm	10.0 mm	1.0 mm	165 PSI	250'	NC1210-250_
12.0 mm	10.0 mm	1.0 mm	165 PSI	500'	NC1210-500_

Complete model number by adding suffix for required color:
METRIC ONLY Black:K Natural:N

Complete model number by adding suffix for required color:
Black: K Blue: B Green: G Natural: N Red: R Yellow: Y

Specifications	
Temperature Range:	-60° F to +200° F
Vacuum Rating:	To 28" Hg.
Diameter Tolerances:	0.002"; -0.004" All inch sizes; +0.051 mm; -.1 mm All Metric sizes
Hardness:	78 Rockwell R
Working Pressure:	4 to 1 Safety Factor
Compliance:	Meets UL94HB
UV Stabilized:	Yes

For All Your Pneumatic Accessory Needs • www.coilhose.com
EAST: 19 Kimberly Road, East Brunswick, NJ 08816 • 732.390.8480
WEST: 1730 NE Miller Street, McMinnville, OR 97128 • 503.434.5964



PLASTIC TUBING

Polyethylene Tubing



Polyethylene is one of the most popular choices for low pressure tubing due to its resistance to most chemicals and solvents, good flexibility and economical cost. Our PE Tubing is manufactured from high quality resins and extruded to close tolerances. We offer five popular sizes. Compatible with Coilock Fittings (pages 73 - 74) and Poly-Tube Fittings (page 75).

Standard Size Ordering Information

Tube O.D.	Tube I.D.	Wall Thickness	WP at 75° F	Tube Length	Model
1/8"	.062"	.031"	120 PSI	100'	PE021-100_
1/8"	.062"	.031"	120 PSI	500'	PE021-500_
1/8"	.062"	.031"	120 PSI	1000'	PE021-1000_
1/8"	.062"	.031"	120 PSI	2500'	PE021-2500_
5/32"	.106"	.025"	166 PSI	100'	PE2510-100_
5/32"	.106"	.025"	166 PSI	250'	PE2510-250_
5/32"	.106"	.025"	166 PSI	1000'	PE2510-1000_
5/32"	.106"	.025"	166 PSI	2500'	PE2510-2500_
1/4"	.170"	.040"	173 PSI	100'	PE0417-100_
1/4"	.170"	.040"	173 PSI	500'	PE0417-500_
1/4"	.170"	.040"	173 PSI	1000'	PE0417-1000_
5/16"	.236"	.038"	125 PSI	100'	PE3103-100_
5/16"	.236"	.038"	125 PSI	500'	PE3103-500_
3/8"	.250"	.062"	192 PSI	100'	PE064-100_
3/8"	.250"	.062"	192 PSI	500'	PE064-500_
1/2"	.375"	.062"	123 PSI	100'	PE086-100_
1/2"	.375"	.062"	123 PSI	250'	PE086-250_
1/2"	.375"	.062"	123 PSI	500'	PE086-500_
5/8"	.50"	.062"	117 PSI	100'	PE106-100_*
5/8"	.50"	.062"	117 PSI	300'	PE106-300_*

Complete model number by adding suffix for required color:

Black: K **Blue: B** **Green: G**
Natural: N **Red: R** **Yellow: Y**

*Only available in Black or Natural.

Metric Size Ordering Information


Tube O.D.	Tube I.D.	Wall Thickness	WP at 75° F	Tube Length	Model
4.0 mm	2.7 mm	.65 mm	166 PSI	100'	PE0465-100_
4.0 mm	2.7 mm	.65 mm	166 PSI	250'	PE0465-250_
4.0 mm	2.7 mm	.65 mm	166 PSI	1000'	PE0465-1000_
6.0 mm	4.0 mm	1.0 mm	170 PSI	100'	PE0610-100_
6.0 mm	4.0 mm	1.0 mm	170 PSI	500'	PE0610-500_
6.0 mm	4.0 mm	1.0 mm	170 PSI	1000'	PE0610-1000_
8.0 mm	6.0 mm	1.0 mm	118 PSI	100'	PE0810-100_
8.0 mm	6.0mm	1.0 mm	118 PSI	500'	PE0810-500_
10.0 mm	8.0 mm	1.0 mm	90 PSI	100'	PE1010-100_
10.0 mm	8.0 mm	1.0 mm	90 PSI	500'	PE1010-500_
12.0 mm	9.0 mm	1.5 mm	113 PSI	100'	PE1215-100_
12.0 mm	9.0 mm	1.5 mm	113 PSI	250'	PE1215-250_
12.0 mm	9.0 mm	1.5 mm	113 PSI	500'	PE1215-500_

Complete model number by adding suffix for required color:
 METRIC ONLY **Black: K** **Natural: N**

Specifications

Temperature Range: -40° F to +150° F
 Vacuum Rating: To 28" Hg.
 Diameter Tolerances: -0.004" all inch sizes;
 -0.1 mm all Metric sizes
 Hardness: 44 Shore D
 Working Pressure: 3 to 1 Safety Factor
 Compliance: PDA for food contact

Polyvinyl (PVC) Tubing



Polyvinyl (PVC) Tubing is a clear, lightweight non-toxic tubing that is more flexible than Nylon and Polyethylene. It is resistant to most chemicals and solvents and can be sterilized repeatedly. PVC is also superior to glass in clarity and flexibility. Coilhose Polyvinyl Tubing eliminates breakage and facilitates repeated, intricate bending. A glass-smooth I.D. prevents sediment accumulation.

Our PVC Tubing complies with government regulations for hospitals and food processing (F.D.A. Standards). Common applications include use in chemical, industrial, laboratory, medical, food and beverage industries.

PVC can be safely used in temperature ranges of -30° F to +150° F. Compatible with Poly-Tube Fittings (page 75) and Hose Barbs (page 76).

Ordering Information

Tube O.D.	Tube I.D.	Wall Thickness	WP at 75° F	Tube Length	Model
1/8"	1/16"	.031"	60 PSI	100'	PV021-100
1/4"	.170"	.040"	65 PSI	100'	PV0417-100
1/4"	1/8"	.062"	85 PSI	100'	PV042-100
5/16"	3/16"	.062"	73 PSI	100'	PV053-100
3/8"	1/4"	.062"	73 PSI	100'	PV064-100
1/2"	3/8"	.062"	60 PSI	100'	PV086-100
3/4"	1/2"	.125"	60 PSI	100'	PV1208-100

Specifications


Temperature Range: -30° F to +150° F
 Vacuum Rating: Not Recommended
 Hardness: 80A Durometer
 Working Pressure: 3 to 1 Safety Factor
 Compliance: FDA for food contact



For All Your Pneumatic Accessory Needs • www.coilhose.com
 EAST: 19 Kimberly Road, East Brunswick, NJ 08816 • 732.390.8480
 WEST: 1730 NE Miller Street, McMinnville, OR 97128 • 503.434.5964

Spark-Lin™ Weld Spatter Resistant Tubing

The Spark-Lin Weld Spatter Resistant Tubing is specially designed for applications with incidental contact between weld spatter and tubing. We've combined a blue 95A durometer polyurethane core with a specially formulated flame-retardant jacket to create a tubing that sheds weld spatter before it can do any damage. The cover also meets UL 94 VO requirements, offers strong insulating properties, and resists a wide variety of oils, greases, acids, bases, and aqueous solutions. Also resists ozone, heat aging and ultraviolet light.



Tools Ordering Information:

Description	Model
Skiving Tool	TS2060
Replacement Blades - 10 pack	TS2060-RB10




Ordering Information

O.D.	I.D.	Package Size	Jacket Colors	Bend Radius	Working Pressure at 75° F	Working Pressure at 150° F	Pounds/100'	Model
5/32"	.093"	100' Bag	Black	3/8"	176 PSI	88 PSI	0.8	WS2503-100K
5/32"	.093"	500' Bag	Black	3/8"	176 PSI	88 PSI	0.8	WS2503-500K
5/32"	.093"	1000' Reel	Black	3/8"	176 PSI	88 PSI	0.8	WS2503-1000K
1/4"	.160"	100' Bag	Black	1/2"	148 PSI	74 PSI	1.6	WS0404-100K
1/4"	.160"	250' Bag	Black	1/2"	148 PSI	74 PSI	1.6	WS0404-250K
1/4"	.160"	1000' Reel	Black	1/2"	148 PSI	74 PSI	1.6	WS0404-1000K
3/8"	.245"	100' Bag	Black	7/8"	147 PSI	74 PSI	3.6	WS0606-100K
3/8"	.245"	500' Reel	Black	7/8"	147 PSI	74 PSI	3.6	WS0606-500K
1/2"	.320"	50' Bag	Black	1 7/8"	140 PSI	70 PSI	5.2	WS0809-50K
1/2"	.320"	200' Reel	Black	1 7/8"	140 PSI	70 PSI	5.2	WS0809-200K

D.O.T. Tubing

This Type "A" non-reinforced Air Brake tubing is ideal for connecting instrumentation or pneumatic accessories to a vehicle's air brake system. Made of Nylon 11 and heat- and light-stabilized. Available in a variety of colors and in 500' and 1,000' lengths on easy-to-dispense reels.



Ordering Information

Tube O.D.	Bend Radius	Burst Pressure at 75° F	Weight Per 100 ft.	Reel Length	Model
1/8"	3/8"	1000 PSI	.34 lbs.	1000'	DOT18-1000-
5/32"	1/2"	1200 PSI	.57 lbs.	1000'	DOT532-1000-
3/16"	3/4"	1200 PSI	.77 lbs.	1000'	DOT316-1000-
1/4"	1"	1200 PSI	1.21 lbs.	1000'	DOT14-1000-
5/16"	1 1/4"	1000 PSI	1.57 lbs.	500'	DOT516-500-

Note: The "A" signifies nonreinforced D.O.T. tubing.

Complete model number by adding suffix for required color:

Black: K Blue: B Green: G Orange: O Red: R Yellow: Y

FEATURES

- ◆ Meets SAE specifications J844 Type "A".
- ◆ Heat- and light-stabilized.
- ◆ Available on easy-to-dispense reels.

Specifications


Temperature Range:-40° F to +200° F
Max. Working Pressure:150 PSI

For All Your Pneumatic Accessory Needs • www.coilhose.com
EAST: 19 Kimberly Road, East Brunswick, NJ 08816 • 732.390.8480
WEST: 1730 NE Miller Street, McMinnville, OR 97128 • 503.434.5964



PLASTIC TUBING

Tubing Cutter



Our Plastic Tubing Cutter is designed to be the most efficient and accurate tubing cutter available. It provides a square cut without deforming the tubing to allow a more secure connection into the fitting. It's durable enough to cut hard plastic tubing yet lightweight and small enough for convenient storage. Ideal for Nylon, Polyurethane, Polyethylene and most other plastic tubing. Our cutter will cut 1/8" O.D. through 3/4" O.D. tubing.

For added convenience, we offer the cutter with a coiled leash so it can be permanently attached to a designated location. This helps to avoid misplacing the cutter.

Ordering Information:

Description	Model
Tubing Cutter - black	PXC058
Tubing Cutter - blue	PXC058B
Tubing Cutter - red	PXC058R
Tubing Cutter - black with leash	PXC058-L
Tubing Cutter - counter top display	PXC058-DB*
Replacement Blade - single	PXC059
Replacement Blades - 5 pack	PXC059-P5
Replacement Blades - 10 pack	PXC059-P10

* Includes four PXC058 (black), three PXC058B (blue) and three PXC058R (red) tubing cutters in a 5 3/4" wide x 3/4" deep x 6" high display box.

PLASTIC TUBING

Hose Cutter




The Coilhose Hose Cutter will accurately and easily cut hose or tubing up to 1 1/4" in diameter. Its ergonomically designed handle, made from durable high impact plastic, provides the user with a sure and comfortable grip, and minimizes fatigue. A corrosion-resistant heavy steel blade allows even braided hose to be cut clean and straight with minimum effort. Cuts without burring, allowing a leak-free fitting connection. Blade can be reversed to extend its cutting life. Steel clip keeps jaws locked in the closed position. Ideal for tough industrial applications. Hose Cutter length is 8 1/2".

Ordering Information:

Description	Model
Hose Cutter	PXC098R
Replacement Blade	PXC099
Replacement Blade - 10 pack	PXC099-10

Tube Channels

Tube Channels provide a convenient method of organizing, routing and securing tubing lines. They also make it easier to follow and trace multiple runs of tubing. There are two configurations of Tubing Channel to choose from:



Ordering Information

Tube O.D. (inch)	Tube O.D. (Metric)	No. of Channels	Model
5/32"	4.0 mm	10	TC5-10
3/16"	4.75 mm	10	TC3-10
1/4"	6.35 mm	10	TC4-10
3/8"	9.52 mm	7	PTC6-7
3/8"	9.52 mm	10	PTC6-10
1/2"	12.70 mm	6	PTC8-6

Smaller O.D. Tubing: 5/32" - 1/4" / 4.0 mm - 6.35 mm
This smaller style 10 Tube Channel is supplied with an adhesive backing for quick and easy mounting. Countersunk holes sized for number 4 screws are also provided on each channel section. The channel is designed to be easily cut to accommodate between 1 and 10 tubes.


Larger O.D. Tubing: 3/8" - 1/2" / 9.52 mm - 12.70 mm
This larger style Tube Channel has screw mounting holes in the lips on each end. They are available with different numbers of channel slots to fit various application needs.





For All Your Pneumatic Accessory Needs • www.coilhose.com
EAST: 19 Kimberly Road, East Brunswick, NJ 08816 • 732.390.8480
WEST: 1730 NE Miller Street, McMinnville, OR 97128 • 503.434.5964


COILLOCK™ Push-To-Connect Fittings


Coillock Push-To-Connect Fittings are designed to be used with our plastic tubing products, including Polyurethane, Nylon and Polyethylene as shown on pages 68 - 70.


Plug	Tube O.D.	Model
	5/32"	CL5925
	3/16"	CL5903
	1/4"	CL5904
	5/16"	CL5905
	3/8"	CL5906
	1/2"	CL5908


Union Elbow (Tube to Tube)	Tube O.D.	Model
	1/8"	CL650202
	5/32"	CL652525
	3/16"	CL650303
	1/4"	CL650404
	5/16"	CL650505
	3/8"	CL650606
	1/2"	CL650808


Male Swivel Elbow (Tube to Male NPT)	Tube O.D.	Male NPT	Model
	1/8"	10-32"	CL69021032S
	1/8"	1/8"	CL690202S
	1/8"	1/4"	CL690204S
	5/32"	10-32"	CL69251032S
	5/32"	1/8"	CL692502S
	5/32"	1/4"	CL692504S
	3/16"	1/8"	CL690302S
	1/4"	10-32"	CL69041032S
	1/4"	1/8"	CL690402S
	1/4"	1/4"	CL690404S
	1/4"	3/8"	CL690406S
	5/16"	1/8"	CL690502S
	5/16"	1/4"	CL690504S
	5/16"	3/8"	CL690506S
	3/8"	1/8"	CL690602S
	3/8"	1/4"	CL690604S
	3/8"	3/8"	CL690606S
	3/8"	1/2"	CL690608S
1/2"	1/4"	CL690804S	
1/2"	3/8"	CL690806S	
1/2"	1/2"	CL690808S	


Male Swivel Exter. Elbow (Tube to Male NPT)	Tube O.D.	Male NPT	Model
	5/32"	1/8"	CL672502S
	5/32"	1/4"	CL672504S
	1/4"	1/8"	CL670402S
	1/4"	1/4"	CL670404S
	5/16"	1/4"	CL670504S
	3/8"	1/4"	CL670604S
3/8"	3/8"	CL670606S	


Male Swivel Banjo Elbow (Tube to Male NPT)	Tube O.D.	Male NPT	Model
	5/32"	1/8"	CL6992502S
	1/4"	1/4"	CL6990404S
	1/4"	3/8"	CL6990406S
	3/8"	1/4"	CL6990604S
	3/8"	3/8"	CL6990606S


Tube End Expander	Tube O.D.	End O.D.	Model
	1/4"	1/8"	CL990402
	1/4"	5/32"	CL990425
	1/4"	3/16"	CL990403


Union (Tube to Tube)	Tube O.D.	Model
	1/8"	CL620202
	5/32"	CL622525
	3/16"	CL620303
	1/4"	CL620404
	5/16"	CL620505
	3/8"	CL620606
	1/2"	CL620808

Union Tee (Tube to Tube)	Tube O.D.	Model
	1/8"	CL640202
	5/32"	CL642525
	3/16"	CL640303
	1/4"	CL640404
	5/16"	CL640505
	3/8"	CL640606
1/2"	CL640808	


Female Connector (Tube to Female NPT)	Tube O.D.	Female NPT	Model
	1/8"	1/8"	CL660202
	1/8"	1/4"	CL660204
	5/32"	1/8"	CL662502
	5/32"	1/4"	CL662504
	1/4"	1/8"	CL660402
	1/4"	1/4"	CL660404
	5/16"	1/8"	CL660502
	5/16"	1/4"	CL660504
	3/8"	1/4"	CL660604
3/8"	3/8"	CL660606	

Male Swivel Branch Tee (Tube to Male NPT)	Tube O.D.	Male NPT	Model
	1/8"	10-32"	CL72021032S
	1/8"	1/8"	CL720202S
	5/32"	10-32"	CL72251032S
	5/32"	1/8"	CL722502S
	5/32"	1/4"	CL722504S
	3/16"	1/8"	CL720302S
	1/4"	1/8"	CL720402S
	1/4"	1/4"	CL720404S
	1/4"	3/8"	CL720406S
	5/16"	1/8"	CL720502S
	5/16"	1/4"	CL720504S
	5/16"	3/8"	CL720506S
	3/8"	1/8"	CL720602S
	3/8"	1/4"	CL720604S
	3/8"	3/8"	CL720606S
	3/8"	1/2"	CL720608S
	1/2"	1/4"	CL720804S
	1/2"	3/8"	CL720806S
1/2"	1/2"	CL720808S	

Male Swivel Run Tee (Tube to Male NPT)	Tube O.D.	Male NPT	Model
	1/8"	1/8"	CL710202S
	5/32"	10-32"	CL71251032S
	5/32"	1/8"	CL712502S
	5/32"	1/4"	CL712504S
	1/4"	1/8"	CL710402S
	1/4"	1/4"	CL710404S
	1/4"	3/8"	CL710406S
	5/16"	1/8"	CL710502S
	5/16"	1/4"	CL710504S
	3/8"	1/4"	CL710604S
	3/8"	3/8"	CL710606S
	3/8"	1/2"	CL710608S
	1/2"	1/4"	CL710804S
1/2"	3/8"	CL710806S	

Male Connector (Tube to Male NPT)	Tube O.D.	Male NPT	Model
	1/8"	10-32"	CL68021032
	1/8"	1/16"	CL680201
	1/8"	1/8"	CL680202
	1/8"	1/4"	CL680204
	5/32"	10-32"	CL68251032
	5/32"	1/8"	CL682502
	5/32"	1/4"	CL682504
	3/16"	1/8"	CL680302
	3/16"	1/4"	CL680304
	1/4"	10-32"	CL68041032
	1/4"	1/8"	CL680402
	1/4"	1/4"	CL680404
	1/4"	3/8"	CL680406
	5/16"	1/8"	CL680502
	5/16"	1/4"	CL680504
	5/16"	3/8"	CL680506
	3/8"	1/8"	CL680602
	3/8"	1/4"	CL680604
3/8"	3/8"	CL680606	
3/8"	1/2"	CL680608	
1/2"	1/4"	CL680804	
1/2"	3/8"	CL680806	
1/2"	1/2"	CL680808	

Note: Internal hex can be tightened with allen wrench.

Dual Tube Male "Y" Connector (Tube to Male NPT)	Tube O.D.	Male NPT	Model
	5/32"	1/4"	CL882504
	5/32"	1/8"	CL882502


NOTE: Consult factory for additional styles and sizes.


FITTINGS


COILLOCK™ Push-To-Connect Fittings (continued)


Coillock Push-To-Connect Fittings are designed to be used with our plastic tubing products, including: Polyurethane, Nylon and Polyethylene as shown on pages 68 - 70.


FITTINGS


Bulk Head Union (Tube to Tube)	Tube O.D.	Model
	1/8"	CL820202
	5/32"	CL822525
	1/4"	CL820404
	5/16"	CL820505
	3/8"	CL820606
	1/2"	CL820808


Tube End Reducer	Tube O.D.	End O.D.	Model
	1/8"	5/32"	CL970225
	1/8"	1/4"	CL970204
	5/32"	1/4"	CL972504
	5/32"	5/16"	CL972505
	5/32"	3/8"	CL972506
	1/4"	3/8"	CL970406
	1/4"	1/2"	CL970408
	3/8"	1/2"	CL970608

"Y" Connector (Tube to Tube)	Tube O.D.	Model
	5/32"	CL892525
	5/16"	CL890505

Female Swivel Elbow (Tube to Male NPT)	Tube O.D.	Female NPT	Model
	1/8"	1/8"	CL700202S
	5/32"	1/8"	CL702502S
	1/4"	1/8"	CL700402S
	1/4"	1/4"	CL700404S
	3/8"	1/4"	CL700604S
	1/2"	3/8"	CL700806S

Double Tube "Y" Connector	Tube O.D.	Tube O.D.	Model
	5/32"	5/32"	CL91252525
	1/4"	5/32"	CL91042525


Male Standpipe	Tube O.D.	Male NPT	Model
	5/32"	1/8"	CL872502
	5/16"	1/4"	CL870504
	3/8"	1/4"	CL870604


Double Tube w/ Plug-In Male Stud "Y" Connector	Tube O.D.	End O.D.	Model
	5/32"	1/8"	CL90020202
	1/8"	1/8"	CL90252525

(Note: Plug-in stud has through passage for air and connects to fitting of same hose O.D.)


NOTE: Consult factory for additional sizes.


Metric COILLOCK™ Push-To-Connect Fittings


Male Connector	Description	Model
	4 mm x 1/8 BSPP	CL31010402
	4 mm x 1/4 BSPP	CL31010404
	6 mm x 1/8 BSPP	CL31010602
	6 mm x 1/4 BSPP	CL31010604
	8 mm x 1/8 BSPP	CL31010802
	8 mm x 1/4 BSPP	CL31010804
	8 mm x 3/8 BSPP	CL31010806
	10 mm x 1/4 BSPP	CL31011004
	10 mm x 3/8 BSPP	CL31011006
	10 mm x 1/2 BSPP	CL31011008
	12 mm x 1/4 BSPP	CL31011204
	12 mm x 3/8 BSPP	CL31011206
	12 mm x 1/2 BSPP	CL31011208


Male Swivel Elbow	Description	Model
	4 mm x 1/8 BSPP	CL31990402
	4 mm x 1/4 BSPP	CL31990404
	6 mm x 1/8 BSPP	CL31990602
	6 mm x 1/4 BSPP	CL31990604
	8 mm x 1/8 BSPP	CL31990802
	8 mm x 1/4 BSPP	CL31990804
	8 mm x 3/8 BSPP	CL31990806
	10 mm x 1/4 BSPP	CL31991004
	10 mm x 3/8 BSPP	CL31991006
	10 mm x 1/2 BSPP	CL31991008
	12 mm x 1/4 BSPP	CL31991204
	12 mm x 3/8 BSPP	CL31991206
	12 mm x 1/2 BSPP	CL31991208

Union Tee	Description	Model
	4 mm	CL642525
	6 mm	CL31040606
	8 mm	CL640505
	10 mm	CL31041010
	12 mm	CL31041212


Female Connector	Description	Model
	4 mm x 1/8 BSPP	CL31140402
	4 mm x 1/4 BSPP	CL31140404
	6 mm x 1/8 BSPP	CL31140602
	6 mm x 1/4 BSPP	CL31140604
	8 mm x 1/8 BSPP	CL31140802
	8 mm x 1/4 BSPP	CL31140804
	10 mm x 3/8 BSPP	CL31141006
	12 mm x 3/8 BSPP	CL31141206
	12 mm x 1/2 BSPP	CL31141208


Union Tee	Description	Model
	4 mm x 1/8 BSPT	CL31080402
	4 mm x 1/4 BSPT	CL31080404
	6 mm x 1/8 BSPT	CL31080602
	6 mm x 1/4 BSPT	CL31080604
	8 mm x 1/8 BSPT	CL31080802
	8 mm x 1/4 BSPT	CL31080804
	8 mm x 3/8 BSPT	CL31080806
	10 mm x 1/4 BSPT	CL31081004
	10 mm x 3/8 BSPT	CL31081006
	10 mm x 1/2 BSPT	CL31081008
	12 mm x 1/4 BSPT	CL31081204
	12 mm x 3/8 BSPT	CL31081206
	12 mm x 1/2 BSPT	CL31081208

Union "Y"	Description	Model
	4 mm x 4 mm	CL892525
	4 mm x 6 mm	CL31400406
	6 mm x 6 mm	CL31400606
	6 mm x 8 mm	CL31400608
	8 mm x 8 mm	CL890505
	8 mm x 10 mm	CL31400810
	10 mm x 10 mm	CL31401010

Double Tube Male "Y" Connector	Description	Model
	4 mm x 1/8 BSPT	CL31480402
	4 mm x 1/4 BSPT	CL31480404
	6 mm x 1/8 BSPT	CL31480602
	6 mm x 1/4 BSPT	CL31480604
	8 mm x 1/8 BSPT	CL31480802
	8 mm x 1/4 BSPT	CL31480804

Union	Description	Model
	4 mm	CL622525
	6 mm	CL31060606
	8 mm	CL620505
	10 mm	CL31061010
	12 mm	CL31061212

Bulkhead Union	Description	Model
	4 mm	CL322525
	6 mm	CL31160606
	8 mm	CL320505
	10 mm	CL31161010
	12 mm	CL31161212

Union Elbow	Description	Model
	4 mm	CL652525
	6 mm	CL31020606
	8 mm	CL650505
	10 mm	CL31021010
	12 mm	CL31021212



For All Your Pneumatic Accessory Needs • www.coilhose.com
 EAST: 19 Kimberly Road, East Brunswick, NJ 08816 • 732.390.8480
 WEST: 1730 NE Miller Street, McMinnville, OR 97128 • 503.434.5964

Speed Controls

Coilhose's 90° Speed Controls are used to control the speed of pneumatic devices, such as air cylinders. These "free flow in / metered flow out" controls are adjustable via a knurled knob and feature a locking nut to retain the setting. Ideal for use directly on pneumatic actuators. Inlet ports available in 10-32 to 3/8".

Specifications

Temperature Range:0° F to 140° F
 Max. Working Pressure:145 PSI




Ordering Information:


Tube O.D.	Male NPT	Model
5/32"	1/8" NPT	SC692502
5/32"	1/4" NPT	SC692504
5/32"	10/32" UNF	SC69251032
1/4"	1/8" NPT	SC690402
1/4"	1/4" NPT	SC690404
1/4"	10/32" UNF	SC69041032
1/4"	3/8" NPT	SC690406
5/16"	1/4" NPT	SC690504
5/16"	3/8" NPT	SC690506
3/8"	1/4" NPT	SC690604
3/8"	3/8" NPT	SC690606
3/8"	1/2" NPT	SC690608
1/2"	1/2" NPT	SC690808


FEATURES


- ◆ Space-saving design is ideal for tight spaces.
- ◆ Composite body swivels a full 360 degrees for easy installation.
- ◆ Knurled adjustment knob, knurled locking nut, NPT connection, and collet are all nickel-plated brass for superior corrosion resistance and a "dressed" appearance.
- ◆ Thread sealant on the NPT connection ensures a secure seal.


Poly-Tube Fittings


Male Connectors (Tube to Male NPT)	Tube O.D.	Male NPT	Model
	1/4"	1/8"	P68042
	1/4"	1/4"	P68044
	1/4"	3/8"	P68046
	3/8"	1/8"	P68062
	3/8"	1/4"	P68064
	3/8"	3/8"	P68066
	1/2"	3/8"	P68086


Female Connectors (Tube to Female NPT)	Tube O.D.	Female NPT	Model
	1/4"	1/8"	P66042
	1/4"	1/4"	P66044
	3/8"	1/4"	P66064


Male Branch Tees (Tube to Male NPT)	Tube O.D.	Male NPT	Model
	1/4"	1/8"	P172042
	1/4"	1/4"	P172044
	3/8"	1/4"	P172064

Union Tees (Tube to Tube)	Tube O.D.	Male NPT	Model
	1/4"	n/a	P16404
	3/8"	n/a	P16406
	3/8" x 1/4"	n/a	P164064
	1/2"	n/a	P16408

Male Elbows (Tube to Male NPT)	Tube O.D.	Male NPT	Model
	1/4"	1/8"	P169042
	1/4"	1/4"	P169044
	1/4"	3/8"	P169046
	3/8"	1/8"	P169062
	3/8"	1/4"	P169064
	3/8"	3/8"	P169066
	1/2"	3/8"	P169086

Unions (Tube to Tube)	Tube O.D.	Male NPT	Model
	1/4"	n/a	P6204
	5/16"	n/a	P6205
	3/8"	n/a	P6206

Nut & Sleeve Assemblies	Tube O.D.	Male NPT	Model
	1/4"	n/a	P6104
	3/8"	n/a	P6106
	1/2"	n/a	P6108

Ferrules	Tube O.D.	Male NPT	Model
	1/4"	n/a	P04F
	3/8"	n/a	P06F
	1/2"	n/a	P08F


For All Your Pneumatic Accessory Needs • www.coilhose.com
 EAST: 19 Kimberly Road, East Brunswick, NJ 08816 • 732.390.8480
 WEST: 1730 NE Miller Street, McMinnville, OR 97128 • 503.434.5964


FITTINGS


Brass Hose Fittings


Coilhose manufactures brass fittings to exacting tolerances and strict quality control standards. Made of heavy duty, solid brass barb fittings with properly crimped ferrules or clamps (see pages 23-24) can be used with FLEXEEL, nitrile, rubber and thermoplastic hose (see pages 16, 18 and 19). Coilhose Reusable Hose Fittings are ideal for quick, easy yet permanent in-field installations. Reusable fittings can be used with nitrile and rubber hose (see pages 18-19).


FITTINGS


Reusable Male Rigid	I.D.	O.D.	Male NPT	Model
	1/4"	1/2"	1/4"	RM040804
	1/4"	9/16"	1/4"	RM040904
	1/4"	5/8"	1/4"	RM041004
	5/16"	9/16"	1/4"	RM050904
	5/16"	5/8"	1/4"	RM051004
	5/16"	11/16"	1/4"	RM051104
	3/8"	5/8"	1/4"	RM061004
	3/8"	11/16"	1/4"	RM061104
	3/8"	3/4"	1/4"	RM061204
	3/8"	5/8"	3/8"	RM061006
	3/8"	11/16"	3/8"	RM061106
	3/8"	3/4"	3/8"	RM061206
	1/2"	7/8"	1/2"	RM081408
	1/2"	15/16"	1/2"	RM081508
	1/2"	1"	1/2"	RM081608


Reusable Female Swivel	I.D.	O.D.	Female NPT	Model
	1/4"	1/2"	1/4"	RF040804
	1/4"	9/16"	1/4"	RF040904
	1/4"	5/8"	1/4"	RF041004
	5/16"	9/16"	1/4"	RF050904
	5/16"	5/8"	1/4"	RF051004
	5/16"	11/16"	1/4"	RF051104
	3/8"	5/8"	3/8"	RF061006
	3/8"	11/16"	3/8"	RF061106
	3/8"	3/4"	3/8"	RF061206
	1/2"	7/8"	1/2"	RF081408
	1/2"	15/16"	1/2"	RF081508
	1/2"	1"	1/2"	RF081608


Reusable Hose Splicer	I.D.	O.D.	Model
	1/4"	1/2"	RS0408
	1/4"	9/16"	RS0409
	1/4"	5/8"	RS0410
	3/8"	5/8"	RS0610
	3/8"	11/16"	RS0611
	3/8"	3/4"	RS0612


Male Adapter Female - For Ball Type	Male NPS	Male NPT	Model
	1/4"	1/8"	MA0402
	1/4"	1/4"	MA0404
	3/8"	1/4"	MA0604
	3/8"	3/8"	MA0606
	1/2"	3/8"	MA0806
	1/2"	1/2"	MA0808
	3/4"	3/4"	MA1212


Male Rigid Hose Barb	I.D.	Male NPT	Model
	1/8"	1/8"	B0202
	3/16"	1/8"	B0302
	3/16"	1/4"	B0304
	1/4"	1/8"	B0402
	1/4"	1/4"	B0404
	1/4"	3/8"	B0406
	5/16"	1/4"	B0504
	3/8"	1/8"	B0602
	3/8"	1/4"	B0604
	3/8"	3/8"	B0606
	3/8"	1/2"	B0608
	1/2"	1/4"	B0804
	1/2"	3/8"	B0806
	1/2"	1/2"	B0808
	1/2"	3/4"	B0812
	3/4"	1/2"	B1208
	3/4"	3/4"	B1212
	1"	3/4"	B1612
	1"	1"	B1616

Male 360° Swivel Hose Barb	I.D.	Male NPT	Model
	1/4"	1/4"	B0404S
	3/8"	3/8"	B0606S

Female Rigid Hose Barb	I.D.	Female NPT	Model
	1/4"	1/8"	FR0402
	1/4"	1/4"	FR0404
	1/4"	3/8"	FR0406
	5/16"	1/4"	FR0504
	3/8"	1/4"	FR0604
	3/8"	3/8"	FR0606
	1/2"	1/4"	FR0804
	1/2"	3/8"	FR0806
	1/2"	1/2"	FR0808


Female Swivel Hose Barb (Ball Type)	I.D.	Female NPT	Model
	3/16"	1/8"	F0302
	3/16"	1/4"	F0304
	1/4"	1/8"	F0402
	1/4"	1/4"	F0404
	5/16"	1/4"	F0504
	3/8"	1/4"	F0604
	3/8"	3/8"	F0606
	1/2"	1/2"	F0808
	3/4"	3/4"	F1212

Hose Splicer Barb	I.D.	Model
	3/16"	BS03
	1/4"	BS04
	5/16"	BS05
	3/8"	BS06
	1/2"	BS08

Swivel Conversion Fitting	Female NPT	Male NPT	Model
	1/4"	1/4"	CF0404S
	3/8"	1/4"	CF0604S
	3/8"	3/8"	CF0606S

90° Swivel Elbow Fitting	Male NPT	Female NPT	Model
	1/4"	1/4"	L0404S

Elbow Swivel	Male NPT	Male NPT	Model
	1/4"	1/4"	LM0404SS


Hose Repair Kit	I.D.	Description	Model
	1/4"	1/4" NPTM Barb & Clamp	RK01
	5/16"	1/4" NPTM Barb & Clamp	RK02
	3/8"	1/4" NPTM Barb & Clamp	RK02
	3/8"	3/8" NPTM Barb & Clamp	RK04
	1/2"	1/2" NPTM Barb & Clamp	RK05
	1/4"	1/4" Splicer & 2 Clamps	RK06
	5/16"	5/16" Splicer & 2 Clamps	RK07
	3/8"	3/8" Splicer & 2 Clamps	RK08





For All Your Pneumatic Accessory Needs • www.coilhose.com
 EAST: 19 Kimberly Road, East Brunswick, NJ 08816 • 732.390.8480
 WEST: 1730 NE Miller Street, McMinnville, OR 97128 • 503.434.5964


Nylon Hose Fittings


Coilhose Nylon Hose Fittings are designed for use with our Nylon Self-Storing Hose, as shown on pages 6 - 8.


Swivel Male (BSP)	Hose I.D.	Fitting	Model
	1/8"	1/8"	CSM0202M
	3/16"	1/4"	CSM0304M
	1/4"	1/4"	CSM0404M
	5/16"	1/4"	CSM0504M
	3/8"	3/8"	CSM0606M


Elbow	Hose I.D.	Fitting	Model
	1/8"	1/8" MPT	CEM0202
	3/16"	1/4" MPT	CEM0304
	1/4"	1/4" MPT	CEM0404
	5/16"	1/4" MPT	CEM0504
	3/8"	1/4" MPT	CEM0604
	3/8"	3/8" MPT	CEM0606
	1/2"	1/2" MPT	CEM0808
	Stowaway Hose Fittings:		
1/4"	1/4" MPT	SEM0404	
3/8"	3/8" MPT	SEM0606	


Nut	Hose I.D.	Model
	1/8"	CN02
	3/16"	CN03
	1/4"	CN04
	5/16"	CN05
	3/8"	CN06
	1/2"	CN08
	3/4"	CN12


Female Rigid	Hose I.D.	Fitting	Model
	3/16"	1/4" MPT	CRF0304
	1/4"	1/4" MPT	CRF0404
	5/16"	1/4" MPT	CRF0504
	3/8"	3/8" MPT	CRF0606
	1/2"	1/2" MPT	CRF0808
	Stowaway Hose Fittings:		
1/4"	1/4" MPT	SRF0404	


Ferrule	Hose I.D.	Model
	1/8"	CPF02
	3/16"	CPF03
	1/4"	CPF04
	5/16"	CPF05
	3/8"	CPF06
	1/2"	CPF08
	3/4"	CPF12

Union	Hose I.D.	Model
	3/16"	CU03
	1/4"	CU04
	5/16"	CU05
	3/8"	CU06
	1/2"	CU08
Stowaway Hose Fittings:		
1/4"	SU04	
3/8"	SU06	

Spring Guards	Hose I.D.	Model
	1/8"	CSG02
	3/16"	CSG03
	1/4"	CSG04
	5/16"	CSG05
	3/8"	CSG06
	1/2"	CSG08

Rigid Male	Hose I.D.	Fitting	Model	
	1/8"	1/8" MPT	CRM0202	
	3/16"	1/4" MPT	CRM0304	
	1/4"	1/4" MPT	CRM0404	
	5/16"	1/4" MPT	CRM0504	
	3/8"	1/4" MPT	CRM0604	
	3/8"	3/8" MPT	CRM0606	
	1/2"	1/2" MPT	CRM0808	
	3/4"	3/4" MPT	CRM1212	
	Stowaway Hose Fittings:			
	1/4"	1/4" MPT	SRM0404	
3/8"	1/4" MPT	SRM0604		
3/8"	3/8" MPT	SRM0606		

Tube Inserts	Hose I.D.	Model
	1/8"	CTI02
	3/16"	CTI03
	1/4"	CTI04
	5/16"	CTI05
	3/8"	CTI06
	1/2"	CTI08
	3/4"	CTI12
	Stowaway Hose Fittings:	
1/4"	STI04	
3/8"	STI06	

Swivel Male	Hose I.D.	Fitting	Model	
	1/8"	1/8" MPT	CSM0202	
	3/16"	1/4" MPT	CSM0304	
	1/4"	1/4" MPT	CSM0404	
	5/16"	1/4" MPT	CSM0504	
	3/8"	1/4" MPT	CSM0604	
	3/8"	3/8" MPT	CSM0606	
	1/2"	1/2" MPT	CSM0808	
	3/4"	3/4" MPT	CSM1212	
	Stowaway Hose Fittings:			
	1/4"	1/4" MPT	SSM0404	
	3/8"	3/8" MPT	SSM0606	

Nylon Hose Fittings (continued)

Repair Kit

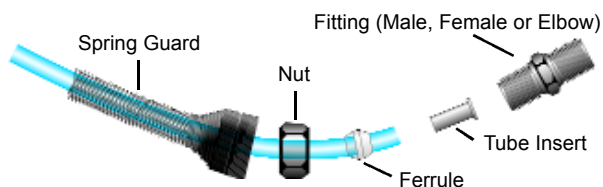
Hose I.D.	Fitting Type	Model
1/8"	1/8" Rigid (Male)	RK082
1/8"	1/8" Swivel (Male)	RK083
3/16"	1/4" Rigid (Male)	RK085
3/16"	1/4" Swivel (Male)	RK086
1/4"	1/4" Rigid (Male)	RK090
1/4"	1/4" Swivel (Male)	RK092
5/16"	1/4" Rigid (Male)	RK096
5/16"	1/4" Swivel (Male)	RK098
3/8"	1/4" Rigid (Male)	RK100
3/8"	3/8" Rigid (Male)	RK110
3/8"	3/8" Swivel (Male)	RK112
3/8"	1/4" Swivel (Male)	RK114
1/2"	1/2" Rigid (Male)	RK118
1/2"	1/2" Swivel (Male)	RK119

Reusable Fittings


Hose I.D.	Fitting Type	Model
1/4" MPT	1/4" Rigid (Male)	NRR0404
1/4" MPT	1/4" Swivel (Male)	NRS0404
3/8" MPT	1/4" Rigid (Male)	NRR0604
3/8" MPT	1/4" Swivel (Male)	NRS0604
3/8" MPT	3/8" Rigid (Male)	NRR0606
3/8" MPT	3/8" Swivel (Male)	NRS0606

NOTE: Repair Kit is only supplied with parts for one tube end.

Repair Kit Includes:



Traditional Nylon Repair Kit contains all items necessary for repairing one tube end. Kit includes fitting, tube insert, ferrule, nut and zinc-coated spring guard.



Nylon Reusable Fittings are great for in-the-field repairs – no ferrules or tube inserts are required. Nut and fitting are brass, steel spring guard is zinc-coated for additional durability.

Ball Swivel Fittings

Ball Swivel Fittings are used between the tool and air supply hose to eliminate kinking and twisting. Ball Swivels provide a more natural range of motion than the "traditional" air tool swivel fitting. In addition to providing a greater bend angle (20° to 25°, depending on the size) and flow capacity than ball swivels made by other manufacturers, these fittings will increase tool maneuverability and production capacity, minimize user fatigue, extend the life of the hose and minimize cost. Made of hardened steel with nickel-plated barbs.

Ordering Information:

Description	Size	Model
Ball Swivel Fitting	1/4" Barb x 1/4" MPT	B0404BS
Ball Swivel Fitting	1/4" Barb x 3/8" MPT	B0406BS
Ball Swivel Fitting	5/16" Barb x 1/4" MPT	B0504BS
Ball Swivel Fitting	5/16" Barb x 3/8" MPT	B0506BS
Ball Swivel Fitting	3/8" Barb x 1/4" MPT	B0604BS
Ball Swivel Fitting	3/8" Barb x 3/8" MPT	B0606BS
Swivel Conversion Fitting	1/4" FPT x 1/4" MPT	CF0404BS



Ball Swivel Connectors

Ball Swivel Connectors combine the features of Ball Swivel Fittings and Connectors, eliminating the need for an additional fitting. This creates an ergonomic and lightweight tool-to-hose connection. Also shown on page 31.

Ordering Information:

Description	Size	Model
Industrial	1/4" Connector x 1/4" Male	15-04BS
Industrial	1/4" Connector x 1/4" Female	15-04BSF
Industrial	1/4" Connector x 3/8" Male	15-06BS
Industrial	3/8" Connector x 1/4" Male	58-04BS
Industrial	3/8" Connector x 3/8" Male	58-06BS
Automotive	1/4" Connector x 1/4" Male	16-04BS
Automotive	1/4" Connector x 1/4" Female	16-04BSF
Automotive	1/4" Connector x 3/8" Male	16-06BS
Automotive	3/8" Connector x 1/4" Male	59-04BS
Automotive	3/8" Connector x 3/8" Male	59-06BS
ARO	1/4" Connector x 1/4" Male	14-04BS
ARO	1/4" Connector x 1/4" Female	14-04BSF
ARO	1/4" Connector x 3/8" Male	14-06BS
Acme	1/4" Connector x 1/4" Male	A900N4BS
Acme	1/4" Connector x 3/8" Male	A900N6BS
Megaflow	1/4" Connector x 1/4" Male	11-04BS
Megaflow	1/4" Connector x 1/4" Female	11-04BSF



Orbital Swivel Fittings

Orbital Swivels have a 360° rotation capability, allowing users to easily maneuver air tools with minimal resistance. This freedom of movement reduces user fatigue and injury. Rotation points swivel with the hose to help eliminate kinks in the supply line. Orbital Swivels are made of brass and nickel plated for additional durability and corrosion resistance.

APPLICATIONS

Ideal for applications that require a maximum range of motion.

Ordering Information:

Description	Model
1/4" MPT x 1/4" FPT	LMF0404S
1/4" MPT x 1/4" MPT	LMM0404S
1/4" FPT x 1/4" FPT	LFF0404S



LMF0404S
(Male / Female)



LMM0404S
(Male / Male)




LFF0404S
(Female / Female)


FITTINGS


Brass Pipe Fittings


Coilhose Pneumatics high quality Brass Pipe Fittings are available in a wide variety of thread sizes and shapes to connect, adapt or control any air or water line. They are designed for use with brass, copper or iron pipe.


FITTINGS


90° Elbow	FPT	FPT	Model
	1/8"	n/a	LF0202
	1/4"	n/a	LF0404
	3/8"	n/a	LF0606
	1/2"	n/a	LF0808


Hex Head Cap	FPT	MPT	Model
	1/8"	n/a	CH002
	1/4"	n/a	CH004
	3/8"	n/a	CH006
	1/2"	n/a	CH008


Union	FPT	MPT	Model
	1/8"	n/a	U002
	1/4"	n/a	U004
	3/8"	n/a	U006
	1/2"	n/a	U008


90° Street Elbow	FPT	MPT	Model
	1/8"	1/8"	LE0202
	1/4"	1/8"	LE0402
	1/4"	1/4"	LE0404
	3/8"	3/8"	LE0606
	1/2"	1/2"	LE0808


Hex Couplings	FPT	FPT	Model
	1/8"	1/8"	K0202
	1/4"	1/4"	K0404
	3/8"	1/4"	K0604
	3/8"	3/8"	K0606
	1/2"	1/2"	K0808


Needle Valves (MPT x MPT)	MPT	MPT	Model
	1/8"	1/8"	NV4402
	1/4"	1/4"	NV4404


Tees	FPT	MPT	Model
	1/8"	n/a	T002
	1/4"	n/a	T004
	3/8"	n/a	T006
	1/2"	n/a	T008


Hex Adapters	FPT	MPT	Model
	1/8"	1/8"	C0202
	1/4"	1/8"	C0402
	1/4"	1/4"	C0404
	3/8"	1/4"	C0604
	3/8"	3/8"	C0606
	1/2"	3/8"	C0806
	1/2"	1/2"	C0808


Needle Valves (FPT x FPT)	FPT	FPT	Model
	1/8"	1/8"	NV3302
	1/4"	1/4"	NV3304


Male Branch Tee	FPT	MPT	Model
	1/8"	1/8"	MBT02
	1/4"	1/4"	MBT04


Hex Nipples	MPT	FPT	Model
	1/8"	n/a	H0202
	1/4"	n/a	H0404
	3/8"	n/a	H0606
	1/2"	n/a	H0808


Needle Valves (FPT x MPT)	FPT	MPT	Model
	1/8"	1/8"	NV4302
	1/4"	1/4"	NV4304


Male Run T	FPT	MPT	Model
	1/8"	1/8"	MT002
	1/4"	1/4"	MT004
	3/8"	3/8"	MT006


Hex Reducer Nipple	MPT	MPT	Model
	1/4"	1/8"	H0402
	3/8"	1/4"	H0604
	1/2"	3/8"	H0806


Internal Seat Drain Cock	MPT	FPT	Model
	1/8"	n/a	ID02
	1/4"	n/a	ID04

Cross	FPT	MPT	Model
	1/8"	n/a	X002
	1/4"	n/a	X004
	3/8"	n/a	X006
	1/2"	n/a	X008

Hex Reducer Bushing	MPT	FPT	Model
	1/4"	1/8"	B20402
	3/8"	1/4"	B20604
	1/2"	1/4"	B20804
	1/2"	3/8"	B20806
	3/4"	1/2"	B21208
	1"	3/4"	B21612

Close Nipple	MPT	MPT	Model
	1/8"	1/8"	NLC02
	1/4"	1/4"	NLC04
	3/8"	3/8"	NLC06

Long Nipple	MPT	Length	Model
	1/8"	2"	NL0202
	1/4"	2"	NL0402
	3/8"	2"	NL0602
	1/2"	2"	NL0802
	3/4"	2"	NL1202
	1"	2 1/2"	NL16025

Hex Head Plug	MPT	FPT	Model
	1/8"	n/a	P002
	1/4"	n/a	P004
	3/8"	n/a	P006
	1/2"	n/a	P008
	1/4"	n/a	PI004*
	1/8"	n/a	PI002S**
	1/4"	n/a	PI004S**

NOTE: A small amount of seal compound or tape should be applied to the male threads when making a pipe connection.

* Internal Hex (short plug for flush fit)
 ** Steel Internal Hex (short plug for flush fit)



For All Your Pneumatic Accessory Needs • www.coilhose.com
 EAST: 19 Kimberly Road, East Brunswick, NJ 08816 • 732.390.8480
 WEST: 1730 NE Miller Street, McMinnville, OR 97128 • 503.434.5964

Air Tool Lubricant

Our Air Tool Lubricant is a specially formulated ISO 46 lubricant, which prolongs the life of air tools, cylinders and accessories, while allowing maximum performance. Our lubricant formulation inhibits the formation of rust, and is nondetergent, noncorrosive, nonreactive and stable (nondecomposing). The 4 oz., 16 oz., and 32 oz. sizes have a convenient “flip-up” pour cap.

ATL is available in 4 oz., 16 oz., 32 oz. and 128 oz. plastic bottles and in a 55 gallon drum.

CONSULT THE FACTORY FOR SAFETY DATA SHEETS.

BENEFITS

- ◆ Lubricates and rust proofs.
- ◆ Removes moisture.
- ◆ Maximizes tool performance.
- ◆ Avoids unnecessary service.
- ◆ Prolongs tool life.



Ordering Information:

Unit Volume	Case Quantity	Model
4 oz.	12 bottles	ATL004
16 oz. (1 pint)	12 bottles	ATL016
32 oz. (1 quart)	6 bottles	ATL032-P6
32 oz. (1 quart)	12 bottles	ATL032-P12
128 oz. (1 gallon)	4 bottles	ATL128
55 gallon drum	n/a	ATL55

Only available in case quantities as shown above.

Air Tool Lubricant Wintergrade

While many air tool lubricants quit working below freezing temperatures, Coilhose ATLW provides lubrication down to -45° F. ATLW Anti-Freeze Lubricant can be applied via conventional air line lubricators or directly into the air tool's air inlet port.

ATLW is packaged in 4 oz., 16 oz. and gallon size plastic bottles. The 4 oz. and 16 oz. sizes have a convenient “flip-up” pour cap.

CONSULT THE FACTORY FOR SAFETY DATA SHEETS.



Ordering Information:

Unit Volume	Case Quantity	Model
4 oz.	12 bottles	ATL004W
16 oz. (1 pint)	12 bottles	ATL016W
128 oz. (1 gallon)	4 bottles	ATL128W

Only available in case quantities as shown above.

Warning: ATLW is not an additive and should not be mixed with other lubricants. This could result in a reduction of its de-icing and lubricating effectiveness as well as gumming of internal components.

LUBRICANTS, CLEANERS & OILS

Air Tool Cleaner

Coilhose ATC is a specially formulated lubricant that restores high performance levels to “clogged” tools and allows “sluggish” tools to operate at peak efficiency.

Available in a 4 oz. plastic bottle with a convenient “flip-up” pour cap.



CONSULT THE FACTORY FOR SAFETY DATA SHEETS.

BENEFITS

- ◆ Removes varnish, sludge, rust and dirt.
- ◆ Prevents harmful build-up when used regularly.
- ◆ Improves performance of clogged or sluggish tools.
- ◆ Keeps tools running at maximum efficiency.
- ◆ Will not harm internal seals.

Ordering Information:

Unit Volume	Case Quantity	Model
4 oz.	12 bottles	ATC004

Only available in case quantities as shown above.

Air Compressor Oil



To assure long and trouble-free air compressor operation, specify Coilhose Compressor Oil. Our compressor lubricant is a non-detergent naphthenic-based rust and oxidation inhibited product for reciprocating (piston type) air compressor lubrication. Air Compressor Oil also helps eliminate deposits that clog valves. Packaged in 32 oz. and gallon size plastic bottles. The 32 oz. has a convenient “flip-up” pour cap.

Please follow the compressor manufacturer’s recommended oil changes.

CONSULT THE FACTORY FOR SAFETY DATA SHEETS.

Ordering Information:

Unit Volume	Case Quantity	Model
32 oz. (1 quart)	6 bottles	ACL032-P6
32 oz. (1 quart)	12 bottles	ACL032-P12
128 oz. (1 gallon)	4 bottles	ACL130

Only available in case quantities as shown above.

SPECIFICATIONS

Gravity, °API at 60°F	25.3
Density, lbs. / gallon	7.514
Viscosity, SSU at 100°F	690-750
Flash Point, °F	445
Pour Point, °F	0

Mist Coolant



Mist Coolant is specially formulated to remove heat and reduce friction in metal cutting applications. Once in contact with the tool, the liquid dissipates excess heat. As water evaporates, lubricating elements remain to continue to protect and extend the life of your tools. Ready to use; no mixing required. Ideal for drilling, tapping, and surface grinding applications.

Ordering Information:

Unit Volume	Model
1 gallon	MC128-53S
5 gallons	MC640-53S

CONSULT THE FACTORY FOR SAFETY DATA SHEETS.

BENEFITS

- ◆ Reduces friction and wear to a tool.
- ◆ Helps prevent damage, such as warping, to tools due to excess heat.
- ◆ Improves tool performance and inhibits rust.



For All Your Pneumatic Accessory Needs • www.coilhose.com
 EAST: 19 Kimberly Road, East Brunswick, NJ 08816 • 732.390.8480
 WEST: 1730 NE Miller Street, McMinnville, OR 97128 • 503.434.5964

Garden Hose Adapters

Coilhose's Garden Hose Adapters allow you to easily connect your air hose to a 3/4" garden hose outlet. Heavy duty machined brass for a long service life.



Ordering Information:

Garden Hose Thread	Male NPT	Model
3/4"	1/4"	GP3414
3/4"	3/8"	GP3438
3/4" x 3/8" Hose Barb	n/a	GB3438
Washer	n/a	GHG34*

*Special molded washer is used for these garden hose adapters.

Conical Mufflers

Our Conical Mufflers are easy to install, threading into the exhaust ports of air tools, valves, cylinders and other pneumatic equipment. They offer an economical method of reducing noise levels below 90 dBA, conforming with OSHA standards. The 40 micron sintered bronze element is bonded directly to the brass pipe thread fittings. Nickel plated for corrosion resistance.



Ordering Information:

Size	Overall Length	Hex	Approximate Weight	Model
1/8"	29/32"	7/16"	0.32 oz.	CMF18
1/4"	1 1/4"	9/16"	0.64 oz.	CMF28
3/8"	1 9/16"	11/16"	1.00 oz.	CMF38
1/2"	1 3/16"	7/8"	1.60 oz.	CMF48
3/4"	2 1/8"	1 3/16"	2.56 oz.	CMF68
1"	2 7/8"	1 3/8"	4.16 oz.	CMF88

Note: These elements are not replaceable.

Mufflers and Replaceable Elements

Designed to meet the dual criteria of quality and economy, the Coilhose Mufflers feature an exclusive replaceable, washable, oil-resistant sintered bronze element and solid-brass construction. For use with air valves, air motors, air tools, tire changers and other pneumatic equipment, they effectively reduce noise levels to conform with OSHA Standards of below 90 dBA. Coilhose Mufflers feature an easy to install hex shape.




Ordering Information:

Muffler Information				Corresponding Replaceable Element Model
Size	Length	Width	Model	
1/8" MPT	1 27/64"	9/16"	MF101	MF22
1/4" MPT	1 31/64"	9/16"	MF102	MF22
3/8" MPT	2 9/64"	3/4"	MF103	MF23
1/2" MPT	2 23/64"	7/8"	MF104	MF24

For All Your Pneumatic Accessory Needs • www.coilhose.com
 EAST: 19 Kimberly Road, East Brunswick, NJ 08816 • 732.390.8480
 WEST: 1730 NE Miller Street, McMinnville, OR 97128 • 503.434.5964

Speed Control Mufflers

When installed in the exhaust port of a pneumatic device, the muffler-speed control governs air flow accurately, while effectively reducing exhaust noise. Eliminates the need for a separate speed control, air muffler and the required additional piping. Often used in conjunction with pneumatic valves.



FEATURES

- ◆ Speed control and noise reduction in one compact unit.
- ◆ Brass body with sintered bronze element.
- ◆ Knurled knob for easy adjustment.
- ◆ Lock nut prevents adjustment changes due to vibration.
- ◆ Brass stem is non-removable.

Ordering Information:

Size	Model
1/8" MPT	MF101S
1/4" MPT	MF102S
3/8" MPT	MF103S
1/2" MPT	MF104S

Adjustable Flow Mufflers

When installed in the exhaust port of a pneumatic tool and/or valve, the Adjustable Flow Mufflers allow an operator to closely regulate the speed of the equipment, while at the same time reducing noise created by air exhaust. Additionally, these mufflers allow for easy, one-handed flow adjustment, and their nickel-plated brass construction not only easily withstands harsh environments, but also provides equipment with a finished, "dressed" look. Excellent for OEM applications.



FEATURES

- ◆ Enable close regulation of the speed of pneumatic equipment.
- ◆ Will maintain adjusted exhaust level, even under vibrating conditions.
- ◆ Easy, one-handed operation.
- ◆ Nickel-plated brass construction is durable, yet attractive.
- ◆ 40 micron element.

Ordering Information:

Size	Model
1/8" NPT	RM18
1/4" NPT	RM28
3/8" NPT	RM38
1/2" NPT	RM48

SPECIFICATIONS

	RM18	RM28	RM38	RM48
Weight (lbs.)	0.036	0.059	0.116	0.160
Height Closed	1.12"	1.25"	1.50"	1.54"
Height Open	1.18"	1.35"	1.58"	1.62"
Flow at 125 PSI	0-11	0-14	0-20	0-20


Manifold Assemblies

Coilhose Manifold Assemblies offer an excellent alternative to running multiple hose or pipe lines from the compressor. These assemblies are available in two, three, four and six port configurations, and are ideal for assembly stations, contractor work stations, multiple branching for remote lines, and pneumatic control outlet panel junction points. These units provide the most effective, yet economical means of distributing pneumatic power to more than one location from a single source.

Straight Manifold Assembly

Our Straight Manifold Assembly is available with four or six 1/4" Six Ball Automatic Industrial Couplers and two 3/8" FPT connection ports. Front-to-back and top-to-bottom mounting holes provide convenient positioning alternatives to fit any application.

Includes: (1) Straight Manifold and (4) or (6) Six Ball Automatic Industrial Interchange Couplers



Tri-Pod Manifold Assembly

The Tri-Pod Manifold Assembly is available with three 1/4" couplers and one 1/4" connector. Assembled with Six Ball ARO, Automotive or Industrial Interchange Couplers. Best for overhead and small compressor applications.


Includes: (1) Tri-Pod Manifold, (1) 1/4" Connector and (3) 1/4" Six Ball Couplers



Tee Manifold Assembly

The Tee Manifold Assembly is a good choice for two-way 90° split installation. Assembled with Six Ball ARO, Automotive or Industrial Interchange Couplers.

Includes: (1) Tee Manifold, (1) 1/4" Connector and (2) 1/4" Six Ball Couplers



Flat Hex Manifold Assembly

The Flat Hex Manifold Assembly is designed to lie flat on the floor, safely distributing three hose lines to the work area. Assembled with Six Ball ARO, Automotive or Industrial Interchange Couplers.

Includes: (1) HEX Manifold, (1) 1/4" Connector and (3) 1/4" Six Ball Couplers



Ordering Information:


Description	Model
Straight Manifold Assembly	
Four Port Straight Manifold Assembly	3043-15C
Six Port Straight Manifold Assembly	3063-15C
Tri-Pod Manifold Assembly	
Tri-Pod with Six Ball ARO Interchange Coupler	3002-14X
Tri-Pod with Six Ball Industrial Interchange Coupler	3002-15X
Tri-Pod with Six Ball Automotive Interchange Coupler	3002-16X
Tee Manifold Assembly	
Tee with Six Ball ARO Interchange Coupler	T004-14X
Tee with Six Ball Industrial Interchange Coupler	T004-15X
Tee with Six Ball Automotive Interchange Coupler	T004-16X
Flat Hex Manifold Assembly	
Hex with Six Ball ARO Interchange Coupler	3122-14X
Hex with Six Ball Industrial Interchange Coupler	3122-15X
Hex with Six Ball Automotive Interchange Coupler	3122-16X
Cross Manifold Assembly	
Cross with Six Ball ARO Interchange Coupler	X004-14X
Cross with Six Ball Industrial Interchange Coupler	X004-15X
Cross with Six Ball Automotive Interchange Coupler	X004-16X

Cross Manifold Assembly


The Cross Manifold Assembly is ideal for three way 90° air distribution. Assembled with Six Ball ARO, Automotive or Industrial Interchange Couplers.

Includes:

**(1) Cross Manifold,
(1) 1/4" Connector and
(3) 1/4" Six Ball Couplers**




Multiple Connection Manifolds



Straight Manifold

Front-to-back and top-to-bottom mounting holes provide convenient positioning alternatives to fit any application. Made from anodized aluminum. Available with four or six 1/4" FPT outlet ports and two 3/8" FPT connection ports.



Tee Manifold

The Tee Manifold is made from high quality brass and is ideal for two-way distribution. Four popular sizes available.



Tri-Pod Manifold

This all aluminum manifold is available with three 1/4" FPT outlet ports and one 1/4" FPT inlet port or 3/8" inlet port for high volume applications.



Flat HEX Manifold

This high quality brass construction manifold was designed with a "low profile" to be set on the ground while safely distributing three hose lines to the work area. The HEX Manifold is available in three sizes.

APPLICATIONS

- ◆ Pneumatic outlets.
- ◆ Control panel junction points.
- ◆ Multiple branching for remote lines.
- ◆ Coolant distributions.
- ◆ Distributing air supply to maximum workstations.




Cross Manifold

The Cross Manifold is made from high quality brass and is suitable for three-way right angle distribution. Four popular sizes available.




Low Profile Manifold

Features a compact, space-saving design. Made of lightweight black anodized aluminum. Available with three or five 1/4" FPT output ports. Both sizes have a 1/4" FPT supply port. Accepts 1/4" and 3/8" body size quick disconnects.



High Flow Manifold

This manifold is made of lightweight aluminum and has generously sized 1/2" FPT supply ports, which provide high air flow for heavy-duty applications. Additionally, pre-drilled mounting holes enable stationary installation. Available with three or five 1/4" FPT output ports. Accepts 1/4" and 3/8" body size quick disconnects.



Swivel Manifold

This manifold has ports which rotate 360° for multi-directional connections. Chrome-plated brass provides superior corrosion resistance. Available with two or three 1/4" MPT output ports. Both sizes have one 1/4" MPT supply port. Accepts 1/4" quick disconnects.

Ordering Information:


Description	Model
Four and Six Way Straight Manifold	
4 Port	3043
6 Port	3063
Tee Manifold	
1/8" FPT	T002
1/4" FPT	T004
3/8" FPT	T006
1/2" FPT	T008
Tri-Pod Manifold	
3 Port (1/4" Inlet)	3002
3 Port (3/8" Inlet)	3003
Flat Hex Manifold	
1/4" FPT Inlet x 1/4" FPT Outlet	3122
3/8" FPT Inlet x 1/4" FPT Outlet	3132
3/8" FPT Inlet x 3/8" FPT Outlet	3133
Cross Manifold	
1/8" FPT	X002
1/4" FPT	X004
3/8" FPT	X006
1/2" FPT	X008
Low Profile Manifold	
3 Port	3032
5 Port	3052
High Flow Manifold	
3 Port	3034
5 Port	3054
Swivel Manifold	
2 Port	3022S
3 Port	3032S

Air Chucks & Chuck Assemblies

Ordering Information:

Fitting	Description	Chuck Type	Model
1/4" FPT	Ball Chuck and Clip	closed	CH09
1/4" FPT	Ball Chuck and Clip	open	CH09A
1/4" FPT	Ball Chuck and Clip	closed	CH10
1/4" FPT	Ball Chuck and Clip	open	CH10A
-----	Clip for 1/4" Barb (CH10 & CH12)	-----	CH11
1/4" Barb	Ball Chuck	closed	CH12
1/4" Barb	Straight Chuck	open	CH14A
1/4" FPT	Lock-On	closed	CH15
1/4" FPT	Lock-On	open	CH15A
1/4" FPT	Dual Extension	closed	CH16
1/4" FPT	Dual Extension	open	CH16A
1/4" Barb	European Chuck	open	CH17
1/4" FPT	Ball Chuck Assembly	closed	CHAP4400*
1/4" FPT	Straight Assembly	closed	CHAP4500*
1/4" Barb	Ball Chuck w/ Hose Clamp	closed	RK12

*Swivel female ball type assemblies.




Tire Pressure Gauges & Accessories

Tire Pressure Gauges Ordering Information:

Gauge Type	Pressure Range	Hose Length	Chuck Type	Model
Inflator	10-90	12"	Straight	TGC090
Inflator	10-90	12"	Ball	TGC091
Inflator	10-90	12"	Dual	TGC092
Inflator	10-90	12"	Clip-On	TGC093
Inflator w/ Bleeder	10-90	12"	Straight	TGC100
Inflator w/ Bleeder	10-90	12"	Ball	TGC101
Inflator w/ Bleeder	10-90	12"	Dual	TGC102
Inflator w/ Bleeder	10-90	12"	Clip-On	TGC103
Inflator	10-120	12"	Dual	TGC120
Inflator	10-120	12"	Ball	TGC121
Inflator	10-120	12"	Straight	TGC122
Inflator	10-120	12"	Clip-On	TGC123
Inflator	10-120	36"	Clip-On	TGC128
Inflator	10-120	36"	Lock-On	TGC129
Inflator w/ Bleeder	10-120	12"	Dual	TGC130
Inflator w/ Bleeder	10-120	12"	Ball	TGC131
Inflator w/ Bleeder	10-120	12"	Straight	TGC132
Inflator w/ Bleeder	10-120	12"	Clip-On	TGC133
Inflator w/ Bleeder	10-120	36"	Clip-On	TGC138
Inflator w/ Bleeder	10-120	36"	Lock-On	TGC139
Inflator	10-120	12"	Straight	TGC1400-DPB
Hose Assembly	n/a	12"	Clip-On	TGH1209A
Hose Assembly	n/a	12"	Ball	TGH1210A
Hose Assembly	n/a	12"	Straight	TGH1214A
Hose Assembly	n/a	12"	Dual	TGH1216A
Hose Assembly	n/a	36"	Clip-On	TGH3609A
Hose Assembly	n/a	36"	Lock-On	TGH3615A
Pencil	20-120	----	Ball	HPG2212
Pencil	10-50	----	Ball	PG115
Service	10-130	----	Dual	PG2113
Pencil	20-120	----	Dual	PG2212
2" Dial	0-60	----	Straight	TGB060*
2" Dial	0-160	----	Straight	TGB160*

Accessory Ordering Information:

Description	Pressure Range (PSI)	Model
Dual Extension Chuck	0-60 to 2 lb. Increments	TGA060
Dual Extension Chuck	0-160 to 5 lb. Increments	TGA160
Dual Extension Chuck	0-300 to 10 lb. Increments	TGA300
Chuck Assembly	0-60 to 2 lb. Increments	TG060
Chuck Assembly	0-160 to 5 lb. Increments	TG160
Chuck Assembly	0-300 to 10 lb. Increments	TG300

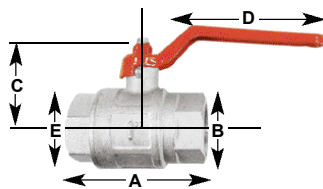



Dual Extension Chuck features chrome-plated extension chuck that swivels a full 360°. Chuck Assembly features 7" flexible black hose with swivel brass chuck.

*These gauges are dial type but can hold a reading after the chuck has been removed from the tire.

Ball Valves

Our full flow ball valves provide a minimum pressure drop due to the full port design. All internal passages are “in line” with the piping and are larger than pipe ports in the fully open position. These ball valves can handle a full range of liquids and gases from -45° F to 375° F. Refer to material specification of internal components in order to determine the type of chemicals and gases which can be safely used with the valves. Ball valves are rated to 850 PSI working pressure depending on the temperatures and the size of the valve. Refer to temperature curves plotted over pressure verses size of valve charts.



SPECIFICATIONS

Handle	Die Cast Aluminum
Valve Body	Forged Brass
Ball	Hard Chrome-Plated Forged
Seals	Brass Teflon (P.T.F.E.)
Stem	Brass

Ordering Information:

Size	Working Pressure PSI-WOG*	Packaging PCS/ Box	Dimensions					Model
			A	B	C	D	E	
1/4"	430	12	1.8"	1.0"	1.6"	3.1"	0.4"	21104F
3/8"	430	12	1.8"	1.0"	1.6"	3.1"	0.4"	21106F
1/2"	290	10	2.2"	1.2"	1.7"	3.1"	0.6"	21108F
3/4"	290	8	2.7"	1.7"	2.0"	4.3"	0.8"	21112F
1"	260	4	3.1"	1.9"	2.1"	4.3"	1.0"	21116F
1 1/4"	210	4	3.6"	2.3"	2.4"	5.4"	1.2"	21120F
1 1/2"	210	2	3.9"	2.8"	3.4"	6.2"	1.6"	21124F
2"	200	2	4.8"	3.4"	3.7"	6.2"	2.0"	21132F

*WOG = Water, Oil, Gas

Slide Valves & Lockout Slide Valves

In the open position, Slide Valves allow air to flow through to downstream equipment in the open position. When in the closed position, the valve shuts off the air from the compressor. Air trapped on the load side is then bled off into the atmosphere, preventing the equipment from unexpectedly cycling even though the line is “shut off”.

The Lockout Slide valves can be locked in the closed position. This is an especially important safety feature when equipment or machinery is being worked on because it avoids accidental start up, which can cause injury to personnel. The Lockout Slide Valves can accommodate standard lock shank sizes up to .145" (sold separately).



Slide Valve



Lockout Slide Valve



Lock with two keys

Ordering Information:

Description	In Port	Out Port	FPT Model	MPT Model
Slide Valve	1/8" FPT	1/8" NPT	BSV02F02F	BSV02F02M
Slide Valve	1/4" FPT	1/4" NPT	BSV04F04F	BSV04F04M
Slide Valve	3/8" FPT	3/8" NPT	BSV06F06F	BSV06F06M
Lockout Slide Valve	1/8" FPT	1/8" NPT	BLSV02F02F	BLSV02F02M
Lockout Slide Valve	1/4" FPT	1/4" NPT	BLSV04F04F	BLSV04F04M
Lockout Slide Valve	3/8" FPT	3/8" NPT	BLSV06F06F	BLSV06F06M
Lock with two keys	n/a	n/a	BLSV-LCK	

Safety Excess Flow Check Valve

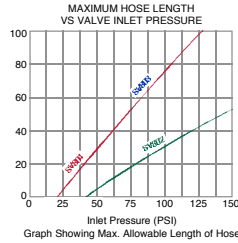
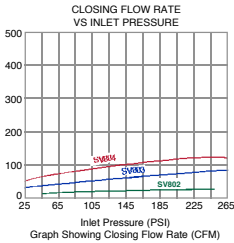


The unit is to be installed on compressed air lines leading to pneumatic tools.

Ordering Information:

Pipe Size	Model
1/4"	SV802
3/8"	SV803
1/2"	SV804

The safety excess flow check valve is designed to automatically shut off air flow upon a sudden break in the air line, thereby protecting personnel and property from "whipping" air hoses. Allows full unrestricted flow of air while in normal (open) position. Entire unit is corrosion free. It automatically re-sets itself after repair is made. Unit is tamper-proof. Meets OSHA safety regulations



TECHNICAL DATA: Select the same nominal size safety valve as the hose size leading to the respective air tool. Air flow must be in the direction of the arrow marked on the check valve. A safety check valve should be installed for use before each air tool. The actual length of hose from safety check valve to air tool must not exceed a certain length depending upon the inlet pressure (see chart). The volume of air flow (CFM) through an air line will vary according to its length. A longer line will offer more resistance to flow and thus reduce the volume. The length of a hose extending from the safety valve to the air tool must, therefore, be limited to a certain length to insure sufficient flow to trigger the safety valve in case of a break. Check graph for hose length limitations. The closing flow rate (CFM) at various inlet pressure can be obtained from the flow rate chart.

CAUTION: Do not reduce safety valve with bushings for use with a smaller air line. If this is done, there will not be a sufficient CFM flow during a line break to shut off the air flow through the safety valve (See Technical Data).

Note: Nominal sizes of valve and connecting hose must be consistent (i.e. 1/4" valve to be used with 1/4" hose).

Flexflow® Hose

FLUID APPLICATIONS

Ideal for Machine Shop Coolants, Machine Lubrication, and Parts Washing

Nitrile Hose Ordering Information:

Male NPT	Description	Model
1/8"	1/8" MPT x 6" Fluid Flexflow	90206
1/8"	1/8" MPT x 9" Fluid Flexflow	90209
1/8"	1/8" MPT x 12" Fluid Flexflow	90212
1/8"	1/8" MPT x 15" Fluid Flexflow	90215
1/8"	1/8" MPT x 18" Fluid Flexflow	90218
1/8"	1/8" MPT x 24" Fluid Flexflow	90224
1/4"	1/4" MPT x 6" Fluid Flexflow	90406
1/4"	1/4" MPT x 9" Fluid Flexflow	90409
1/4"	1/4" MPT x 12" Fluid Flexflow	90412
1/4"	1/4" MPT x 15" Fluid Flexflow	90415
1/4"	1/4" MPT x 18" Fluid Flexflow	90418
1/4"	1/4" MPT x 24" Fluid Flexflow	90424
1/4"	1/4" MPT x 30" Fluid Flexflow	90430
3/8"	3/8" MPT x 6" Fluid Flexflow	90606
3/8"	3/8" MPT x 9" Fluid Flexflow	90609
3/8"	3/8" MPT x 12" Fluid Flexflow	90612
3/8"	3/8" MPT x 15" Fluid Flexflow	90615
3/8"	3/8" MPT x 18" Fluid Flexflow	90618
3/8"	3/8" MPT x 24" Fluid Flexflow	90624
3/8"	3/8" MPT x 30" Fluid Flexflow	90630
1/2"	1/2" MPT x 6" Fluid Flexflow	90806
1/2"	1/2" MPT x 9" Fluid Flexflow	90809
1/2"	1/2" MPT x 12" Fluid Flexflow	90812
1/2"	1/2" MPT x 15" Fluid Flexflow	90815
1/2"	1/2" MPT x 18" Fluid Flexflow	90818
1/2"	1/2" MPT x 24" Fluid Flexflow	90824
1/2"	1/2" MPT x 30" Fluid Flexflow	90830
3/4"	3/4" MPT x 6" Fluid Flexflow	91206
3/4"	3/4" MPT x 9" Fluid Flexflow	91209
3/4"	3/4" MPT x 12" Fluid Flexflow	91212
3/4"	3/4" MPT x 15" Fluid Flexflow	91215
3/4"	3/4" MPT x 18" Fluid Flexflow	91218
3/4"	3/4" MPT x 24" Fluid Flexflow	91224

Flexflow is the exclusive, flexible, bendable coolant and air hose for problem-free cooling and blowing. Just bend Flexflow - it adjusts to any position and won't shift. Flexflow allows air or coolant to be precisely directed to the work area. Flexflow is oil-resistant, leakproof and engineered with all brass nozzles, plus a tough copper core. Contact factory for custom fitting configurations. Available in Nitrile or Thermoplastic.



Nitrile Hose



Thermoplastic Hose

Ideal for use with our Mist Coolant (page 82).

Thermoplastic Hose Ordering Information:

Male NPT	Description	Model
1/8" NPT	1/8" MPT x 6" Fluid Flexflow	92206
1/8" NPT	1/8" MPT x 9" Fluid Flexflow	92209
1/8" NPT	1/8" MPT x 12" Fluid Flexflow	92212
1/8" NPT	1/8" MPT x 15" Fluid Flexflow	92215
1/8" NPT	1/8" MPT x 18" Fluid Flexflow	92218
1/8" NPT	1/8" MPT x 24" Fluid Flexflow	92224
1/4" NPT	1/4" MPT x 6" Fluid Flexflow	92406
1/4" NPT	1/4" MPT x 9" Fluid Flexflow	92409
1/4" NPT	1/4" MPT x 12" Fluid Flexflow	92412
1/4" NPT	1/4" MPT x 15" Fluid Flexflow	92415
1/4" NPT	1/4" MPT x 18" Fluid Flexflow	92418
1/4" NPT	1/4" MPT x 24" Fluid Flexflow	92424

For All Your Pneumatic Accessory Needs • www.coilhose.com
 EAST: 19 Kimberly Road, East Brunswick, NJ 08816 • 732.390.8480
 WEST: 1730 NE Miller Street, McMinnville, OR 97128 • 503.434.5964



Heavy Duty Mechanical Tool Balancers



BENEFITS

- ◆ Enable all types of portable tools weighing up to 25 pounds to be suspended within easy reach of the operator.
- ◆ Provide the operator with a neat, safe work area and reduce worker fatigue.
- ◆ Prevent damage to the tools by eliminating accidental dropping of the suspended tool.
- ◆ Feature a permanently lubricated precision, yet rugged, mechanism which is easily adjustable by a removable tensioning key.

Ordering Information:

Working Range	Cable Length	Dimensions			Model
		Height	Width	Depth	
1 - 3 1/2 lbs.	8'	6 1/4"	4 1/8"	2"	BL02
2 - 4 1/2 lbs.	8'	6 1/4"	4 1/8"	2"	BL05
4 1/2 - 8 lbs.	8'	6 1/4"	4 1/8"	2"	BL08
6 1/2 - 13 1/2 lbs.	8'	8 5/8"	5 7/8"	2 3/8"	BL10
11 - 19 lbs.	8'	8 5/8"	5 7/8"	2 3/8"	BL15
18 - 25 lbs.	8'	8 5/8"	5 7/8"	2 3/8"	BL25

Heavy Duty Mechanical Hose Balancers



BENEFITS

- ◆ Specifically designed for the use of lightweight assembly tools where delicate balancing and uncluttered installation is a must.
- ◆ Provide simplified installation and better tool control, since it utilizes the air supply hose and counter balancing cable as one.
- ◆ A permanently lubricated precision mechanism housed in an industrially tough case allows the tool to be used in a more fluid motion.

FEATURES

- ◆ Heavy duty construction.
- ◆ Adjustable hose retainer device.
- ◆ Tough oil resistant urethane blend hose.
- ◆ Self contained main spring.
- ◆ Includes removable adjusting key.
- ◆ Durable polyurethane hose is fitted with 1/4" NPT barb fitting.

Ordering Information:

Working Range	Cable Length	Dimensions			Model
		Height	Width	Depth	
1 - 3 1/2 lbs.	5 1/2'	10 7/8"	6"	5 1/8"	BH02
2 - 4 1/2 lbs.	5 1/2'	10 7/8"	6"	5 1/8"	BH05
4 1/2 - 8 lbs.	5 1/2'	10 7/8"	6"	5 1/8"	BH08

Compressor Accessory Kit

We have incorporated our top-selling **FLEXEEL** hose and many of our other high quality products into a Premium Compressor Accessory Kit. Coilhose Pneumatics' Standard **FLEXEEL** Compressor Accessory package includes everything needed to transfer and control air from the compressor to the air tool: a 5/16" 50' length of **FLEXEEL**, a 25 Series filter / regulator Combo with gauge and coupler and connector, a ball swivel fitting, an industrial coupler and teflon tape. This kit is an economical choice and ideal for contractors to use at job site locations where many air line accessories are unavailable and down time is costly.

Ordering Information

Description	Model
Standard FLEXEEL Compressor Accessory Package	CAP-SF



ASME-Approved Relief Valves

FEATURES

- Protect compressor tanks by quickly releasing excess pressure.
- Keep pressure relief at a specified setting (particularly important for applications such as air circuitry).
- Manual pull ring allows for testing and system pressure relief.
- Each valve is marked with the relief pressure.
- ASME/National board approval and Canadian Registration.

These ASME-approved Relief Valves help ensure safe operation of your compressor system by guarding against tank over-pressure. Manufactured to rigid quality control guidelines, these Relief Valves are machined from brass bar stock for a long service life and feature a silicon rubber soft seat to ensure a tight, leak-free seal. They also meet both ASME/National Board Approval and Canadian Registration.

Ordering Information:

Rating	Relief Rate (SCFM)	Model
70 PSI	60	SV070
100 PSI	75	SV100
125 PSI	105	SV125
150 PSI	120	SV150
200 PSI	160	SV200

SPECIFICATIONS

Material:
 Body: All brass
 Spring: Zinc-plated steel
 Seal: Silicon rubber
 Length: 1 3/4"
 Hex: 5/8"
 Thread: 1/4" NPT
 Weight: 0.16 lb.

