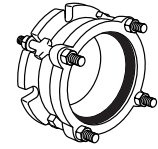
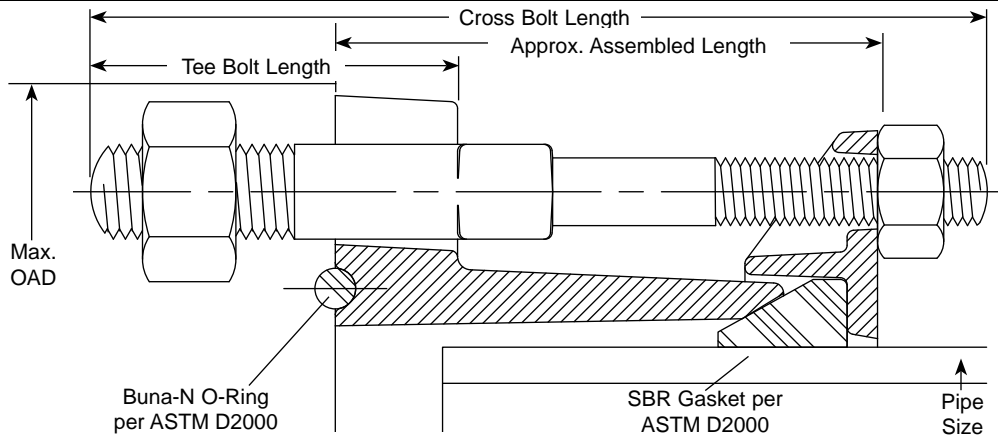


SUBMITTAL INFORMATION

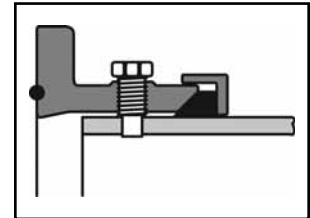
Flanged Coupling Adapters - (FFCA-xxx style)



STYLE FFCA ADAPTERS FOR JOINING PLAIN END PIPE TO FLANGED FITTINGS



Optional Anchor Studs



NOM. PIPE SIZE	PIPE O.D. RANGE	END RING COLOR CODE	APPROX. ASSEMBLED LENGTH	MAX. O.D.	(No.) AND SIZE OF CROSS BOLTS	(No.) AND SIZE OF TEE BOLTS	OPTIONAL ANCHOR STUDS	APPROX. WT. LBS.	CATALOG NUMBER	✓ SUBMITTED ITEM(S)
3"	3.45 - 3.60	Red	3-7/8"	7-1/2"	(4) 5/8"x5/8" x 6-5/8"	-	2	18	FFCA-360	
	3.70 - 3.88	Black						18	FFCA-388	
	3.91 - 4.06	Black						18	FFCA-406	
	4.07 - 4.20	White/Gray						18	FFCA-420	
4"	4.45 - 4.60	Red	3-1/2"	9-1/8"	(4) 5/8"x5/8" x 6-5/8"	(4) 5/8"x3"	2	22	FFCA-460	
	4.70 - 4.91	Black						22	FFCA-491	
	4.92 - 5.16	Black						22	FFCA-516	
	5.17 - 5.32	White/Gray						22	FFCA-532	
6"	6.54 - 6.76	Red	4-1/8"	11-1/8"	(4) 3/4"x5/8" x 7-3/8"	(4) 3/4"x3-1/2"	2	34	FFCA-676	
	6.81 - 7.12	Black						34	FFCA-712	
	7.17 - 7.37	Black						34	FFCA-737	
	7.37 - 7.60	White/Gray						34	FFCA-760	
8"	8.50 - 8.75	Red	4-3/16"	13-5/8"	(4) 3/4"x5/8" x 7-3/8"	-	4	45	FFCA-875	
	8.76 - 9.17	Black						45	FFCA-917	
	9.22 - 9.50	Black						45	FFCA-950	
	9.49 - 9.79	White/Gray						45	FFCA-979	
10"	10.69 - 10.85	Red	4-13/16"	16"	(12) 7/8"x5/8" x 8-7/8"	-	4	55	FFCA-1085	
	11.04 - 11.40	Black						55	FFCA-1140	
12"	12.72 - 12.84	Red	4-3/4"	19"	(12) 7/8"x5/8" x 8-7/8"	-	4	66	FFCA-1284	
	13.14 - 13.56	Black						66	FFCA-1356	

Note: Flexible Couplings do not restrain axial forces on piping.

FEATURES

- Body and End Rings: Ductile Iron per ASTM A536 65-45-12
- Gaskets: SBR per ASTM D2000 90M 4AA 810. Optional Buna-N upon request
- Bolts and Nuts: High Strength Low Alloy Steel per AWWA C-111 or Ductile Iron per ASTM A536
- Flange: Drilling per ANSI/AWWA C110/A21.10-86 and per ANSI B16.1 Class 125
- Flange O-Ring: Buna-N per ASTM D2000
- Finish: Shop coat. Epoxy coating is optional and available upon request
- Working Pressure: Rated 175 PSI
- Optional Anchor Studs: For two studs add "-AS2" to the Catalog Number. For four studs, add "-AS4" to the Catalog Number. Examples: FFCA-712-**AS2**, FFCA-917-**AS4**
- NSF61: NSF 61 Approved

The Ford Meter Box Company considers the information in this submittal form to be correct at the time of publication. Item and option availability, including specifications, are subject to change without notice. Please verify that your product information is current.



The Ford Meter Box Company, Inc.

P.O. Box 443, Wabash, Indiana U.S.A. 46992-0443
 Phone: 260-563-3171 / Fax: 800-826-3487
 Overseas Fax: 260-563-0167
<http://www.fordmeterbox.com>

04/13/11

Submitted By: