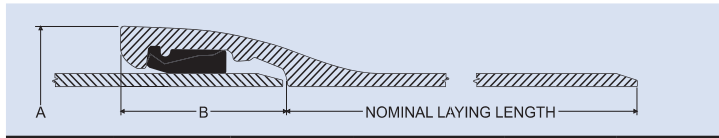


## TYTON® JOINT PIPE

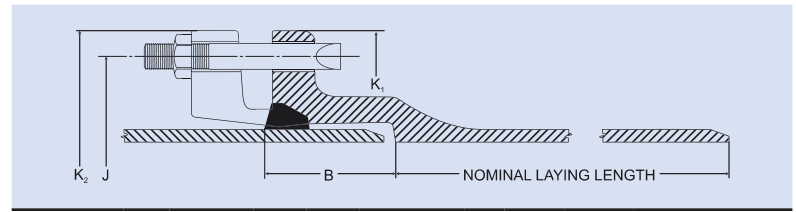


Tyton® Joint

Pipe Size In.	Pipe Thickness In.		Outside Diameter In.	*Dimensions In.	
	From	To		A	B
3	.25	.40	3.96	5.80	3.00
4	.25	.41	4.80	7.10	3.15
6	.25	.43	6.90	8.63	3.38
8	.25	.45	9.05	10.94	3.69
10	.26	.47	11.10	13.32	3.75
12	.28	.49	13.20	15.06	3.75
14	.28	.51	15.30	17.80	5.00
16	.30	.52	17.40	19.98	5.00
18	.31	.53	19.50	22.00	5.00
20	.33	.54	21.60	24.12	5.25
24	.33	.56	25.80	28.43	5.50
30	.34	.63	32.00	35.40	6.55
36	.38	.73	38.30	41.84	7.00

\*Nominal laying length is 18 ft.

## MECHANICAL JOINT PIPE

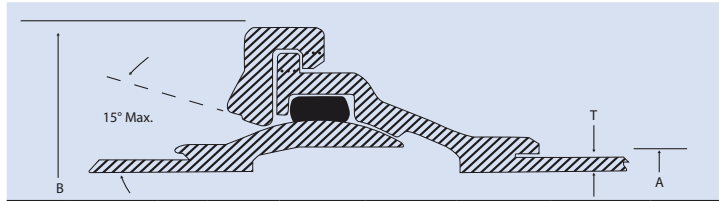


Pipe Size In.	Pipe Thickness In.		Outside Diameter In.	*Dimensions In.						Bolts		Bell Weight Lb.	Gland** Bolts Gasket Weight Lb.
	From	To		B	J	K1	K2	No.	Size In.	Length In.			
3	.25	.40	3.96	2.50	6.19	7.62	7.69	4	5/8	3	11	7	
4	.26	.41	4.80	2.50	7.50	9.06	9.12	4	3/4	3-1/2	16	10	
6	.25	.43	6.90	2.50	9.50	11.06	11.12	6	3/4	3-1/2	18	16	
8	.27	.45	9.05	2.50	11.75	13.31	13.37	6	3/4	4	24	25	
10	.29	.47	11.10	2.50	14.00	15.62	15.62	8	3/4	4	31	30	
12	.31	.49	13.20	2.50	16.25	17.88	17.88	8	3/4	4	37	40	
14	.33	.51	15.30	3.50	18.75	20.25	20.25	10	3/4	4-1/2	61	45	
16	.34	.52	17.40	3.50	21.00	22.50	22.50	12	3/4	4-1/2	74	55	
18	.35	.53	19.50	3.50	23.25	24.75	24.75	12	3/4	4-1/2	85	65	
20	.36	.54	21.60	3.50	25.50	27.00	27.00	14	3/4	4-1/2	98	85	
24	.38	.56	25.80	3.50	30.00	31.50	31.50	16	3/4	5	123	105	

\* Nominal laying length is 18 ft.

\*\* Weight shown for regular grey cast iron follower gland, corton bolts and rubber gasket.

## BALL AND SOCKET JOINT PIPE



Pipe Size In.	Thickness		A	B	Full Length Weight - Lb.**			Safe End Pull Lb.		
	Class (A21.51)	T			Pipe O.D.	Retainer O.D.	As Shipped		Under Water	
									Full of Air	Full of Water
6	55	.40	6.90	13.88	545	240	465	50,000		
8	55	.42	9.05	16.63	770	240	655	70,000		
10	55	.44	11.10	19.13	1005	220	860	95,000		
12	55	.46	13.20	22.00	1270	155	1080	120,000		
14	56	.51	15.30	24.50	1655	160	1410	145,000		
16	56	.52	17.40	27.00	1990	45	1685	165,000		
18	56	.53	19.50	30.00	2375	-70	2015	195,000		
	58*	.59			2560	110	2170			
20	56	.54	21.60	32.75	2810	-200	2375	210,000		
	59*	.63			3110	100	2635			
24	56	.56	25.80	38.25	3700	-620	3110	260,000		
	62*	.74			4415	95	3715			
30	58	.71	32.00	46.25	5855	-900	4920	335,000		
	61*	.83			6435	-180	5360			
36	57	.78	38.30	54.25	8145	-1300	6880	400,000		
	59*	.88			8725	-725	7330			

\* Thickness required to overcome buoyancy.

\*\* Weights listed are for 18'-0" laying lengths. Nominal full lengths vary by size.

Pipe, Bell, Ball and Retainer are ductile iron.

Dimensions and weights are subject to manufacturing tolerances.

6 in. - 24 in. pressure rating: 350 psi

30 in. - 36 in. pressure rating: 250 psi

## STANDARD DIMENSIONS AND WEIGHTS OF 3" THROUGH 36" PUSH-ON JOINT DUCTILE IRON PIPE

Pipe Size In.	Pressure Class psi	Nominal Thickness In.	OD* In.	Wt. of Barrel Per Ft. † Lb.	Tyton® Joint		
					Wt. of Bell Lb.	Wt. Per Lgth. ‡ Lb.	Avg. Wt. Per Ft. ‡ Lb.
3	350	0.25	3.96	8.90	7.00	185	9.20
4	350	0.25	4.80	10.90	9.00	225	11.30
6	350	0.25	6.90	16.00	11.00	300	16.60
8	350	0.25	9.05	21.10	17.00	395	22.00
10	350	0.26	11.10	27.10	24.00	510	28.40
12	350	0.28	13.20	34.80	29.00	655	36.40
14	250	0.28	15.30	40.40	45.00	770	42.90
	300	0.30	15.30	43.30	45.00	825	45.80
	350	0.31	15.30	44.70	45.00	850	47.20
16	250	0.30	17.40	49.30	54.00	940	52.30
	300	0.32	17.40	52.50	54.00	1000	55.50
18	350	0.34	17.40	55.80	54.00	1060	58.80
	250	0.31	19.50	57.20	59.00	1090	60.50
20	300	0.34	19.50	62.60	59.00	1185	65.90
	350	0.36	19.50	66.20	59.00	1250	69.50
	250	0.33	21.60	67.50	74.00	1290	71.60
24	300	0.36	21.60	73.50	74.00	1395	77.60
	350	0.38	21.60	77.50	74.00	1470	81.60
	200	0.33	25.80	80.80	95.00	1550	86.10
30**	250	0.37	25.80	90.50	95.00	1725	95.80
	300	0.40	25.80	97.70	95.00	1855	103.00
	350	0.43	25.80	104.90	95.00	1985	110.20
36**	150	0.34	32.00	103.50	139.00	2000	111.20
	200	0.38	32.00	115.50	139.00	2220	123.20
	250	0.42	32.00	127.50	139.00	2435	135.20
	300	0.45	32.00	136.50	139.00	2595	144.20
36**	350	0.49	32.00	148.40	139.00	2810	156.10
	150	0.38	38.30	138.50	184.00	2675	148.70
	200	0.42	38.30	152.90	184.00	2935	163.10
	250	0.47	38.30	170.90	184.00	3260	181.10
	300	0.51	38.30	185.30	184.00	3520	195.50
350	0.56	38.30	203.20	184.00	3840	213.40	

† Including bell; calculated weight of pipe rounded off to the nearest 5 lb.

‡ Including bell; average weight per foot, based on calculated weight of pipe before rounding.

\* Tolerances of OD of spigot end: 3-12 in. = +0.06 in. & -0.06 in.; 14-24 in. = +0.05 in. & -0.08 in.; 30-36 in. = +0.08 in. & -0.06 in.

\*\* Fastite® Joint