



Lustra™

Commercial Toilet Seat

K-4670-C

Features

- Solid polypropylene plastic.
- Elongated open-front seat.
- Without cover.
- With check hinge.
- Stainless steel mounting bolts.



Codes/Standards






















IAPMO/ANSI Z124.5

KOHLER® One-Year Limited Warranty

See website for detailed warranty information.

Available Color/Finishes

Color tiles intended for reference only.

Color	Code	Description
	0	White
	96	Biscuit
	47	Almond
	NY	Dune
	55	Innocent Blush™
	NG	Tea Green
	95	Ice™ Grey
	G9	Sandbar
	33	Mexican Sand™
	6	Skylight
	45	Wild Rose™
	K4	Cashmere
	58	Thunder™ Grey
	12	Jersey Cream
	56	Tender Grey
	71	Seafoam Green
	89	Desert Bloom
	68	Heron Blue
	31	Harvest Gold
	34	Fresh Green
	40	Parchment

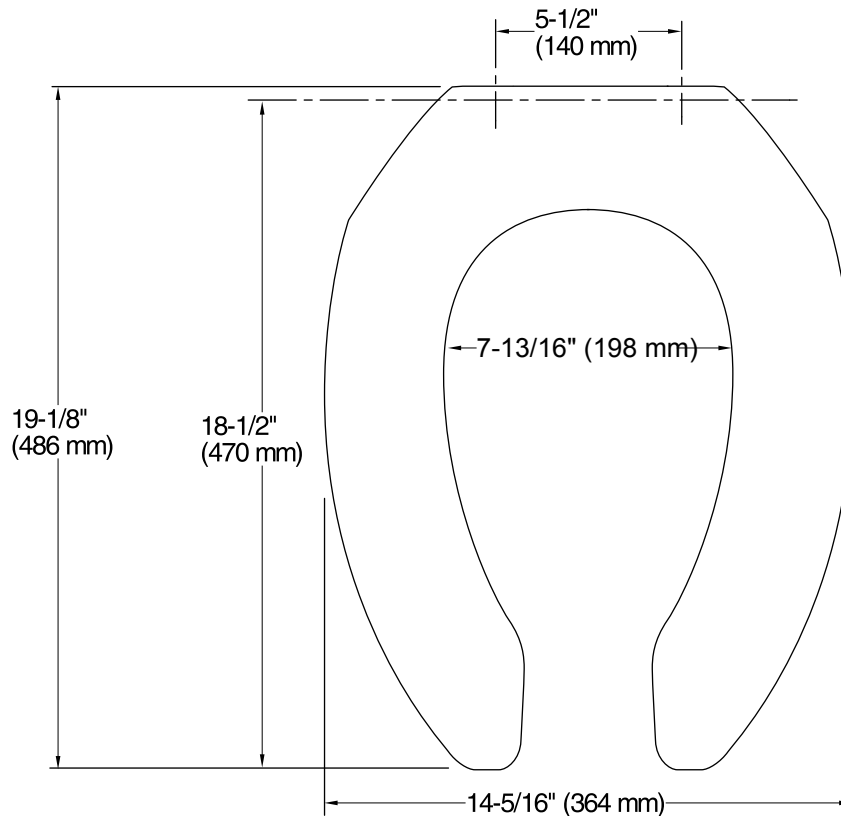
USA/Canada: 1-800-4KOHLER (1-800-456-4537)

Kohler Co. reserves the right to make revisions without notice to product specifications.

For the most current Specification Sheet, go to www.kohler.com.

3-28-2016 02:29

THE BOLD LOOK
OF **KOHLER**®



Technical Information

All product dimensions are nominal.

Seat shape type: Elongated

Seat front type: Open front

Seat hinge type: Check

Seat-mounting holes: 5-1/2" (140 mm)

Notes

Install this product according to the installation guide.