

Features

- High-arch swing spout and 360-degree spout rotation offer superior clearance for filling pots and cleaning.
- Ceramic disc valves exceed industry longevity standards, ensuring durable performance for life.
- Single lever handle is simple to use and makes adjusting water temperature easy.
- Temperature memory allows faucet to be turned on and off at the temperature set during prior usage.
- Available with 9" swing spout reach.
- 2.2 gal/min (8.3 l/min) maximum flow rate [max at 60 psi (4.14 bar)].

Material

- Premium metal construction.
- KOHLER finishes resist corrosion and tarnishing.
- Sidespray is color-matched to the faucet finish.

Installation

- Flexible supply lines simplify installation.
- Two-hole installation.

Optional Accessories

1030920 Side Spray Deep Rough-In



ADA

CSA B651

Codes/Standards

ASME A112.18.1/CSA B125.1

NSF 61

NSF 372

DOE - Energy Policy Act 1992

ADA

ICC/ANSI A117.1

CSA B651

All applicable US Federal and State material regulations



KOHLER® Faucet Lifetime Limited Warranty

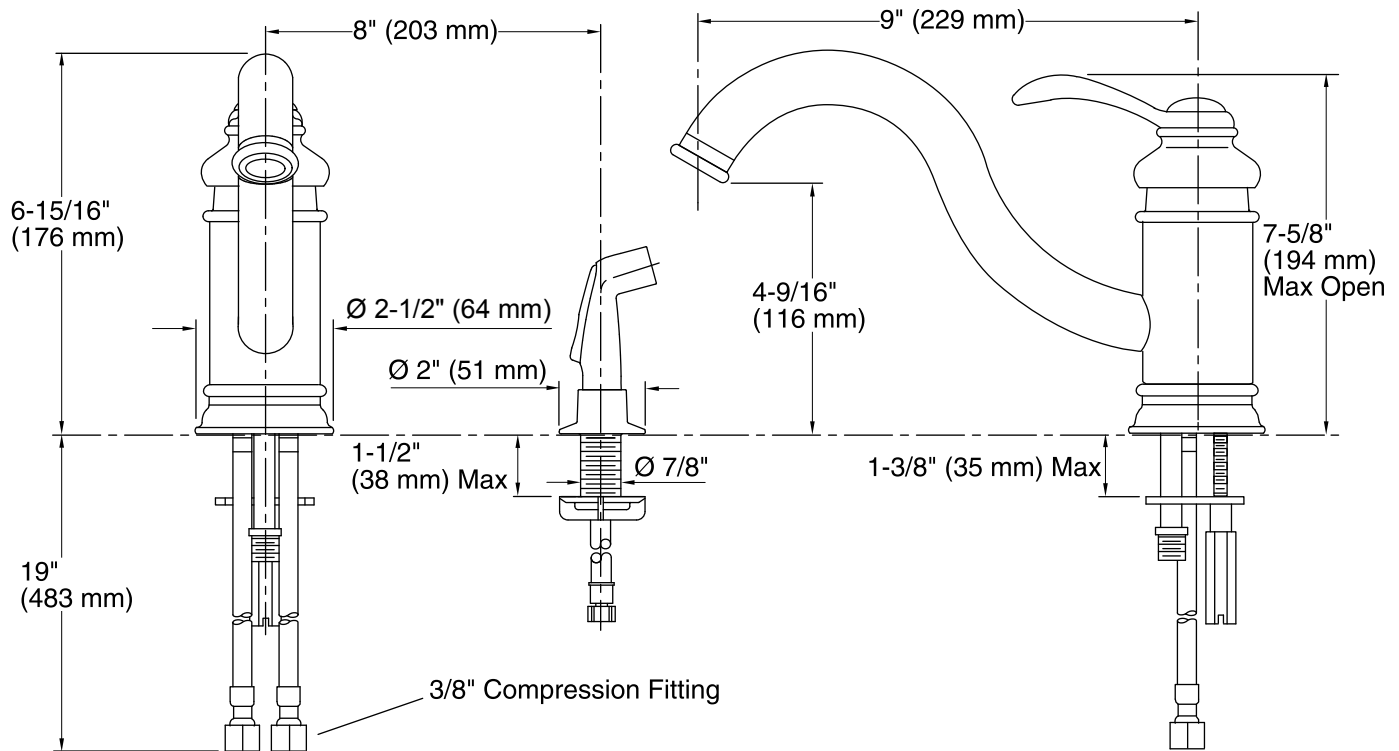
See website for detailed warranty information.

Available Color/Finishes

Color tiles intended for reference only.

Color Code Description

	CP	Polished Chrome
	BN	Vibrant® Brushed Nickel



Technical Information

All product dimensions are nominal.

Spout reach: 9" (229 mm)

Faucet:

Flow rate: 2.2 gal/min (8.3 l/min)

Pressure: 60 psi (4.1 bar)

Notes

Install this product according to the installation guide.

ADA, CSA B651 compliant when installed to the specific requirements of these regulations.