



SR II® Low Lead Meter

Positive Displacement Water Meter with Sensus® Electronic Register+™

The Sensus SR II® is for measurement of cold water flow usage in residential services.

FEATURES

- 5/8" (DN 15 mm), 3/4" (DN 20 mm), and 1" (DN 25 mm) Sizes
- Sensus® Electronic Register+™ advanced electronic register
- Hydrodynamically balanced design
- Compatible with current Sensus AMI/AMR systems

BENEFITS

- Enable more cost-effective, accurate meter readings
- Deliver a wide range of flows
- Provide lasting measurement accuracy for years of dependable service
- Integrate seamlessly with the FlexNet SmartPoint® module
- Tamper resistant
- Improve customer service
- Environmental and public health conscience

Operation

Water flows through the meter's strainer and into the measuring chamber where it drives the piston. The hydrodynamically balanced piston oscillates around a central hub, guided by the division plate. A drive magnet transmits the motion of the piston to a sensor located within the register. The Electronic Register+ calculates the rotations into volume totalization units displayed on the register LCD.

Construction

SR II meters consist of three basic components: maincase, measuring chamber and sealed register. Maincases are made of NFS approved brass with externally-threaded spuds. Registers are housed in a bonnet of synthetic polymer. Measuring chambers are Rocksyn®, a corrosion-resistant, tailored thermoplastic material formulated for long-term performance and especially suitable for aggressive water conditions. Maincase bottom plates are available in brass or, if frost protection is desired, cast iron or synthetic polymer.

Magnetic Drive

The SR II features a hydrodynamically balanced design that eliminates premature wear of components. The meter utilizes a patented positive reliable drive coupling. The high strength magnets eliminate "drive slip" in normal use and also provide adequate strength to drive remote register units.

Sensus Electronic Register+

The Sensus® Electronic Register+™ is an advanced electronic register with 120 days of hourly data logging with 30-day data pull intervals available. This information helps utilities make better informed decisions.



Conformance to Standards

Sensus SR II meters meet the requirements of NSF 61, Annex F/G and 372, and comply with AWWA Standard C700-latest revision. Each meter is tested to ensure compliance with AWWA standards.

Maintenance

SR II meters are engineered to provide long-term value and virtually maintenance-free operation. Simplicity of design allows interchangeability of parts of like-size meters, reduced parts inventory requirements and ease of maintenance. The register can be removed without relieving the water pressure or removing the maincase from the installation.

Connections

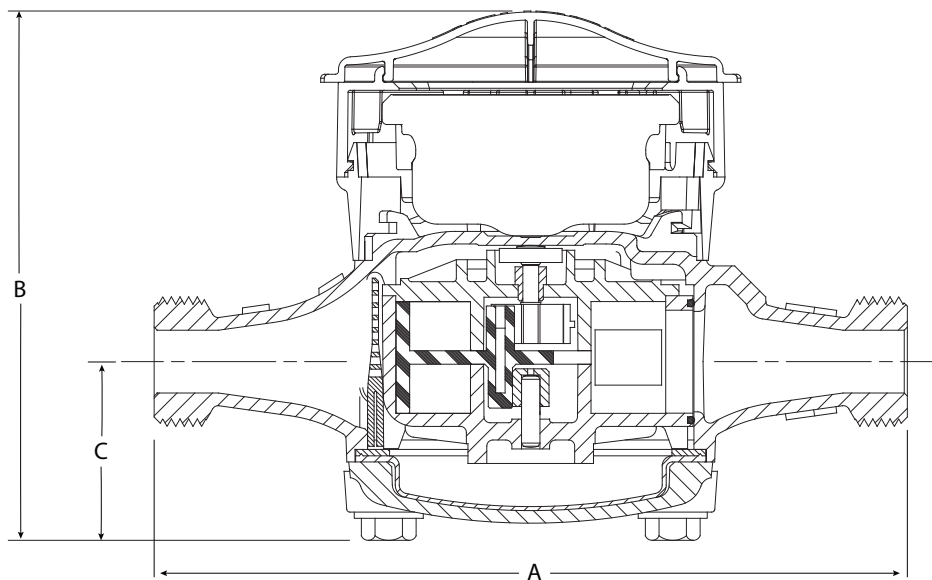
Tailpieces/unions for installing the meters on a variety of pipe types and sizes are available.

AMR/AMI Systems

Meters and encoders are compatible with current Sensus AMR/AMI systems.

Guarantee

Sensus SR II water meters are backed by “the Sensus Guarantee.” Ask your Sensus representative for details or see Bulletin G-500.



Dimensions and Net Weights

Meter Size	A	B	C	Width	Net Weight
5/8" (DN 15mm)	7-1/2" (190 mm)	5-3/8" (136 mm)	1-3/4" (44 mm)	3-7/8" (98 mm)	4.3 lb. (1.97 kg)
5/8" x 3/4" (DN 15mm x 20mm)	7-1/2" (190 mm)	5-3/8" (136 mm)	1-3/4" (44 mm)	3-7/8" (98 mm)	4.4 lb. (2.0 kg)
3/4" Short (DN 20mm)	7-1/2" (190 mm)	5-7/8" (149 mm)	2-3/16" (56 mm)	4-1/2" (114 mm)	6.2 lb. (2.81 kg)
3/4" (DN 20mm)	9" (229 mm)	5-7/8" (149 mm)	2-3/16" (56 mm)	4-1/2" (114 mm)	6.4 lb. (2.90 kg)
1" (DN 25mm)	10-3/4" (273 mm)	7-1/8" (181 mm)	2-3/4" (70 mm)	6-1/2" (165 mm)	11.9 lb. (5.4 kg)



SR II® Water Meter

Smart Alarms

Electronic Register+ has several available smart alarms. Get alerts and address these issues before they become more costly:

- Tampering
Detect register removal as well as magnetic interference to reduce apparent water losses and protect against unauthorized activities.
- Low Battery
Replace your meters before they stop recording consumption through alerts indicating battery capacity to the meter is running low.
- Customer Leak
Detect continual consumption of water over a period of time to indicate downstream leaks. This can reduce water loss and leak adjustment costs.
- Reverse Flow
Keep untreated water from re-entering your distribution system or deter tampering attempts when reverse flow is detected.
- High Flow
Detect broken pipes, high usage and reduce property damage through an alert triggered when excessive flow rates are recorded.

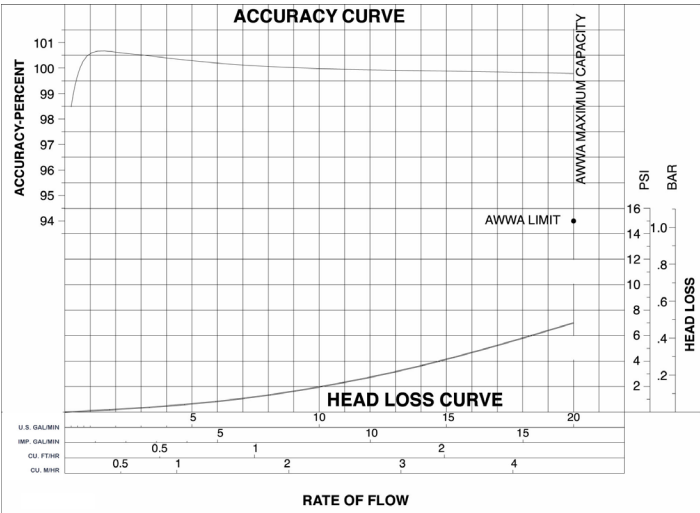


Specifications

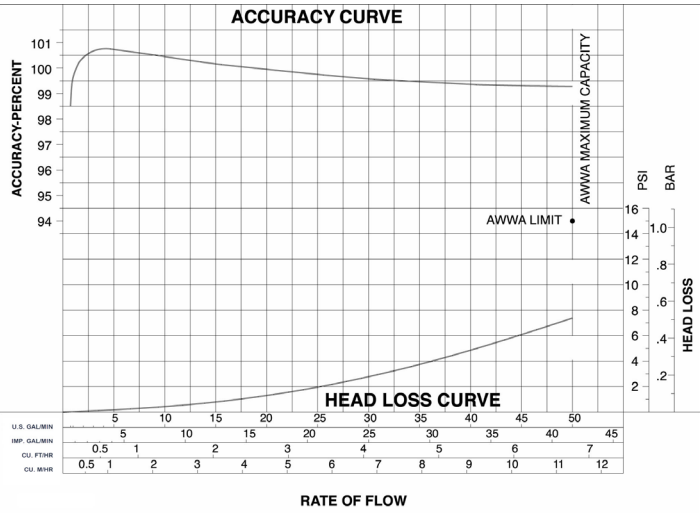
Service	Measurement of potable and reclaim water. 0-100% humidity. Fully submersible. IP68 rated.		
Temperature	Water operating temperature range of 33 °F (0.55 °C) to 80 °F (26.7 °C) . Ambient air operating temperature -22 °F (-30 °C) to -140 °F (60 °C). Storage air temperature -30 °F (-34.4 °C) to 158F (70 °C).		
Normal operating flow range (100% ±1.5%)	5/8" (DN 15 mm) size: 1 to 20 gpm (0.25 to 4.5 m³/hr)	3/4" (DN 20 mm) size: 2 to 30 gpm (0.45 to 7.0 m³/hr)	1" (DN 25 mm) size: 3 to 50 gpm (0.07 to 11.0 m³/hr)
Low flow registration (95%-101%)	5/8" (DN 15 mm) size: 1/4 gpm (0.06 m³/hr)	3/4" (DN 20 mm) size: 1/2 gpm (0.10 m³/hr)	1" (DN 25 mm) size: 3/4 gpm (0.15 m³/hr)
Maximum pressure loss	5/8" (DN 15 mm) size: 7.0 psi at 20 gpm (0.5 bar at 4.5 m³h)	3/4" (DN 20 mm) size: 9.0 psi at 30 gpm (0.6 bar at 7.0 m³h)	1" (DN 25 mm) size: 7.3 psi at 50 gpm (0.5 bar at 11.0 m³h)
Maximum operating pressure	150 psi (10.0 bar)		
Measurement element	Oscillating piston		
Register	Electronic Register+: Hermetically sealed, communication of smart alarms with cable output options. Direct Read: Hermetically sealed, no communication output.		
Capacity	10,000,000 gallons, 1,000,000 cubic feet or 100,000 m³ capacity. 8 odometer wheels.		
Meter Registration	Electronic: 0.1 gallons/imperial gallons, 0.01 cubic foot, or 0.001 m³ Standard: 10 gallons, 1 cubic foot, or 0.01 m³/ or 0.1 m³/ sweep hand revolution.		
Meter Connections	5/8" (DN 15 mm) size: 3/4" (20 mm) threads 3/4" (DN 20 mm) size: 1" (25 mm) threads (All threads are straight pipe, external type, conforming to ANSI B1.20.1 or ISO R228, if specified.)		
Materials	Maincase - Bismuth BiAlloy CDA 89836 or EnviroBrass II C89520 Register Box - Synthetic polymer	Measuring chamber - Rocksyn® Bottom plate - Bismuth BiAlloy CDA89836	Magnets - Ceramic Casing bolts - Stainless steel Strainer - Synthetic polymer



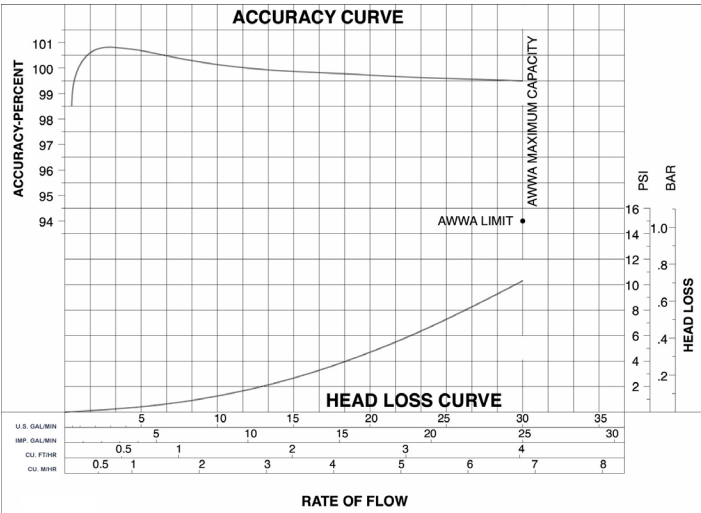
Performance Curves



5/8" and 5/8" x 3/4" SR II Meter



1" SR II Meter



3/4" SR II Meter



637 Davis Drive
Morrisville, NC 27560
1-800-638-3748
sensus.com

©2019 Sensus. All products purchased and services performed are subject to Sensus' terms of sale, available at either sensus.com/TC or 1-800-638-3748. Sensus reserves the right to modify these terms and conditions in its own discretion without notice to the customer. The Sensus logo is a registered trademark of Sensus.

This document is for informational purposes only, and SENSUS MAKES NO EXPRESS WARRANTIES IN THIS DOCUMENT. FURTHERMORE, THERE ARE NO IMPLIED WARRANTIES, INCLUDING WITHOUT LIMITATION, WARRANTIES AS TO FITNESS FOR A PARTICULAR PURPOSE AND MERCHANTABILITY. ANY USE OF THE PRODUCTS THAT IS NOT SPECIFICALLY PERMITTED HEREIN IS PROHIBITED.