

Features

- Vitreous china.
- Drop-in.
- Oval basin.
- Raised basin rim.
- With overflow.
- 4-inch centers.
- 20-1/4" (514 mm) x 17-1/2" (445 mm)

Recommended Accessories

K- 8998 P-Trap



ADA

CSA B651

OBC

Codes/Standards

ASME A112.19.2/CSA B45.1

ADA

ICC/ANSI A117.1

CSA B651








OBC

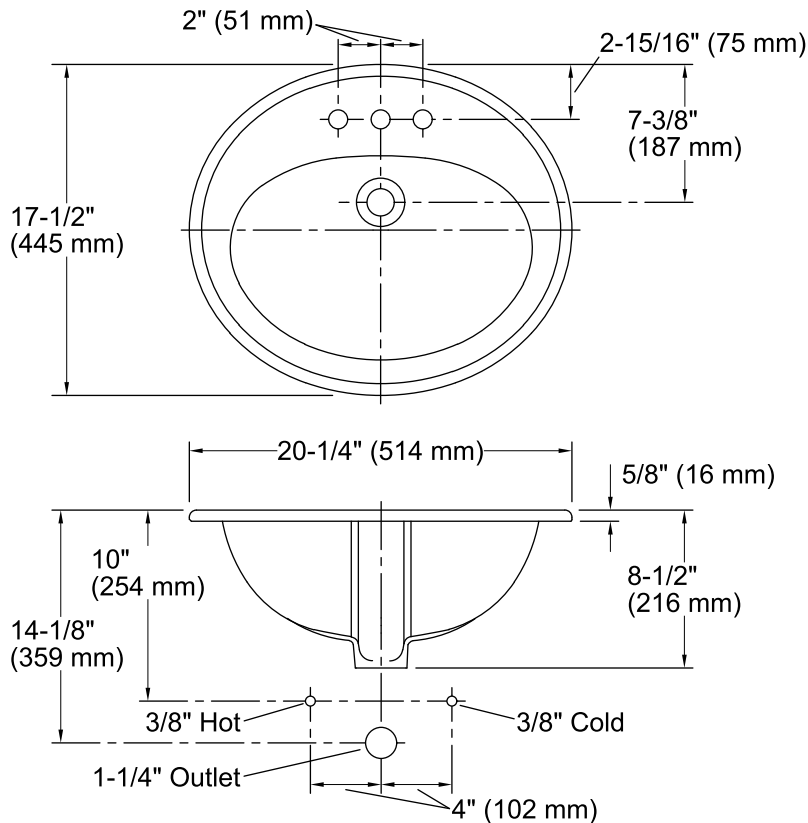
KOHLER® One-Year Limited Warranty

See website for detailed warranty information.

Available Color/Finishes

Color tiles intended for reference only.

Color	Code	Description
	0	White
	96	Biscuit
	47	Almond
	NY	Dune
	95	Ice™ Grey
	G9	Sandbar
	7	Black Black™

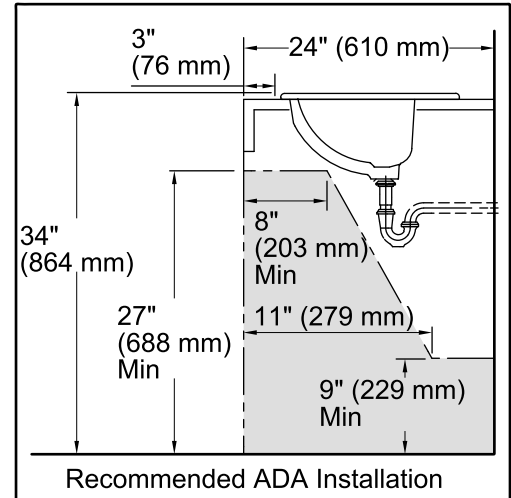


Standard Installation

Technical Information

All product dimensions are nominal.

Bowl configuration:	Single
Installation:	Drop-In
Bowl area (Only)	Length: 16" (406 mm) Width: 11" (279 mm) Water depth: 4" (102 mm)
Number of deck holes:	3
Faucet hole(s):	1-1/4" (32 mm)
Drain hole:	1-3/4" (44 mm)
Template:	Drop-in, 1002970-7, required, included



Recommended ADA Installation

Notes

Install this product according to the installation guide.

NOTICE: Countertop manufacturer or cutter must use the cut-out template provided with the product, or a current one provided by Kohler Co. (call 1-800-4-KOHLER). Kohler Co. is not responsible for cutout errors when the incorrect cut-out template is used.

ADA, OBC, CSA B651 compliant when installed to the specific requirements of these regulations.