

Speedi Plumb® PLUS

Water Heater Connectors

With Engineered Polymer Braiding

Speedi Plumb® PLUS connectors combine advanced corrosion technologies with state-of-the-art manufacturing to provide the most flexible, corrosion resistant water heater connector available on the market to day.

Exceptional Flexibility

Speedi Plumb® PLUS patented polymer-braided jacket is specially engineered to be less abrasive and more flexible than stainless steel. The polymer fibers bend freely without kinking or flattening, making installation easier, especially in cramped quarters.

Superior Corrosion Resistance

Our braided jacket is specially engineered to resist corrosion from 100+ household chemicals that can corrode and deteriorate stainless steel braiding.

No Dielectric Union Needed

The engineered polymer braid and EPDM rubber core reduces the potential for galvanic corrosion and eliminates the need for a dielectric union.

100% Low-Lead Compliant

Certified to ASME A112.18.6

For more details on Speedi Plumb® PLUS, contact your BrassCraft sales representative today.



Speedi Plumb® PLUS Water Heater Connectors




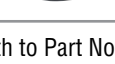
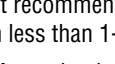
Working Pressure: 125 PSI maximum

Operating Temperature: 40° F - 140° F. Intermittent to 180° F

Engineered Polymer Braid .57" ID TUBE

	Part No. *	Description	Nominal Length/ Carton Wt (Lbs)			
			12"	15"	18"	24"
	BWBO	3/4" FIP x 3/4" FIP	5	6	6	7
	BWBO5	3/4" FIP x 5/8" OD Compr.	—	—	7	—
	BWBO8	3/4" FIP x 7/8" OD Compr.	6	7	7	8
	BWBO20	3/4" FIP x 3/4" MIP	5	6	7	7
	BWBO25	3/4" MIP x 5/8" OD Compr.	5	—	7	8
	BWBO28	3/4" MIP x 7/8" OD Compr.	6	—	8	9
	BWBO-PX**	3/4" FIP x 3/4" PEX Brass Barb	—	—	7	—
Carton Qty.			10	10	10	10

Speedi Plumb® PLUS Adaptors

	Part No. *	Description	Carton Qty	Carton Wt (Lbs)
	WRU-12-12	3/4-14 Straight Male Pipe Thread x 3/4" MIP Hex Nipple. Brass. Use to Adapt 3/4" FIP Nut to 3/4" MIP on Water Heater Connection.	25	4
	WRU-16-12	3/4-14 Straight Male Pipe Thread x 1" MIP Hex Nipple. Brass.	10	3
	PRB-12-8	3/4-14 Straight Male Pipe Thread x 1/2" FIP Bushing. Brass.	5	1
	WRU-12PXX	3/4-14 Straight Male Pipe Thread x 3/4" PEX Barb Adaptor. Brass.	25	4
	WRJ	1.020" OD x .687" ID x .240" Thick Rubber Washer.	25	1

* To order, add length to Part No. (eg. BWBO-12).

** To order PEX connector, add length and PX suffix to Part No. (eg. BWBO-18PX).

⚠ WARNING: For use with water in accessible locations only. DO NOT use with gas - gas will cause corrosion and leakage.

CAUTION: BrassCraft recommends at least a 1-1/2" space between braided connectors and any hot water heater vent or HVAC piping. For installations with less than 1-1/2" spacing, a high temperature insulating foam or tape should be placed between the connector and venting.

NOTE: Not intended for recirculating water systems that produce continuous use temperatures above 115° F. For those applications use COPPER-FLEX™ series connectors.

Committed to Quality, Driven by Innovation.



BrassCraft®



Scan for
more
information

BrassCraft Manufacturing Co.
39600 Orchard Hill Place
Novi, Michigan 48375-5331
TOLL-FREE: (877) 272-7755
FAX: (248) 305-6011

www.brasscraft.com

350 South Edgeware Road
St. Thomas, Ontario Canada N4P 4C4
TOLL-FREE: (800) 265-4322
FAX: (800) 567-9100

For Residential and Commercial Applications

Job Name		Engineer / Architect	
Job Location		Wholesaler	
Submittal Date		Contractor	

BWB0 .57" ID Braided Water Heater Connectors

Use: For use in exposed locations only to connect water heaters and other water connected devices to the water supply. Not intended for use with recirculating water systems that produce continuous use temperatures above 115° F. For those applications use our CopperFlex™ series connectors.


Design Features:

- **Superior corrosion resistance** to harsh chemicals found in common household cleaning and plumbing repair products
- **Greater strength & flexibility.** The patented polymer braid exhibits greater elasticity than stainless steel braiding, significantly increasing the flexibility of the connector
- **No kinking, no crimping.** The polymer braided jacket is specially engineered to bend freely without kinking or crimping the connector
- **Won't work harden** even with repeated bending
- **No dielectric union needed** with installation as the braiding and rubber are constructed of non-conductive materials
- **Less torque to seal** against the pliable rubber washer, especially on rough nipple surfaces
- **Longer connector nuts** allow a greater number of thread-to-thread contacts and offer a better seal
- **Available for PEX connections**
- **100% Compliant** ✓

Operating Specifications:

Temperature: 40° - 140° F, intermittent to 180° F

Pressure: water pressures up to 125 PSI maximum



OPERATING SPECIFICATION

	12"	15"	18"	24"
Flow Coefficient (Cv)	5.9	5.8	5.6	5.4

ΔP (Pressure Drop) = GPM^2 / Cv^2 for Example: 24" length connector @ 10 GPM

$$\Delta P = 10^2 / 5.4^2 = 100 / 29.16 = 3.43 \text{ psi}$$

MATERIAL SPECIFICATIONS

Inner Hose	Rubber
Braiding	Coated polyester yarn
Barb	Compliant brass
Ferrule	Brass

MATERIAL SPECIFICATIONS

Nut	Brass
End Fitting	Compliant brass
Washer	Rubber

This specification and all information contained herein is the confidential and exclusive property of BrassCraft Manufacturing, and shall not be disclosed to others without the written consent of BrassCraft Mfg. This specification must be returned to BrassCraft Mfg if requested.

300.17 BWB0 Braided Water Heater Connectors REV 10/12

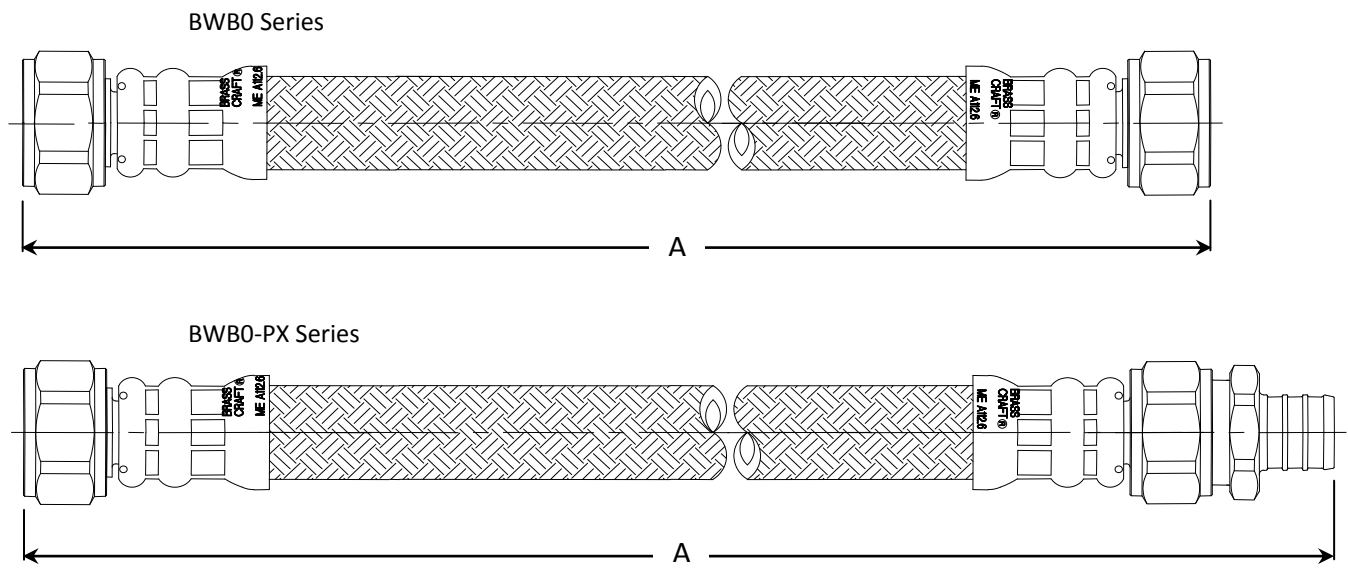
BrassCraft®

© 2012 BrassCraft Mfg.

BWB0 .57" ID Braided Water Heater Connectors

Part Listing:

- ☐ BWB0-12 .57" ID X 12" connector *with 3/4" FIP x 3/4" FIP end fittings*
- ☐ BWB0-15 .57" ID X 15" connector *with 3/4" FIP x 3/4" FIP end fittings*
- ☐ BWB0-18 .57" ID X 18" connector *with 3/4" FIP x 3/4" FIP end fittings*
- ☐ BWB0-18 X .57" ID X 18" connector *with 3/4" FIP x 3/4" FIP end fittings, cutcased*
- ☐ BWB0-24 .57" ID X 24" connector *with 3/4" FIP x 3/4" FIP end fittings*
- ☐ BWB0-24 X .57" ID X 24" connector *with 3/4" FIP x 3/4" FIP end fittings, cutcased*
- ☐ BWB0-18PX .57" ID X 18" connector *with 3/4" FIP x 3/4" PEX end fittings*
- ☐ BWB0-24PX .57" ID X 24" connector *with 3/4" FIP x 3/4" PEX end fittings*



PART DIMENSIONS (Inches)					
Connector Length – Nut by Nut					
Model	DIM.	12"	15"	18"	24"
BWB0	A	12.00 / 13.00	15.00 / 16.00	18.00 / 19.00	24.00 / 25.00
BWB0-PX	A	-----	-----	19.00 / 20.00	25.00 / 26.00

Listings & Certifications:

- IAPMO listed to ASME A112.18.6 and CSA B125.6 (File # 0452)
- CSA listed to ASME A112.18.6 and CSA B125.6 (File # 0452)
- Compliant product CSA listed to Low Lead Content Certification Program – Plumbing Products Class 6853-01



This specification and all information contained herein is the confidential and exclusive property of BrassCraft Manufacturing, and shall not be disclosed to others without the written consent of BrassCraft Mfg. This specification must be returned to BrassCraft Mfg if requested.