

Stainless Steel Pipe System

Vic-Press™ for Schedule 10S Type 316/316L Stainless Steel



18.11



The Victaulic® PFT510 tool is the only press tool approved for use on the Vic-Press™ for Schedule 10S System.

1.0 PRODUCT DESCRIPTION

Available Sizes:

- ½ – 2"/DN15 – DN50

Maximum Working Pressure:

- Accommodates pressures ranging from full vacuum (29.9 in Hg/760 mm Hg) up to 500 psi/3447 kPa
- Rated up to 300 psi when used with Schedule 5S pipe
- FM Approved to 300 psi/2068 kPa

Application:

- Joins ASTM A312 Schedule 10S Types 316/316L stainless steel pipe
- Recommended on services conveying water, hydrocarbons, water/hydrocarbon mixtures, air (wet/dry/with oil vapors), other gases, vegetable and mineral oils, as well as automotive fluids such as engine oil and transmission fluid within the temperature range of -30°F to +300°F/-34°C to +149°C, depending on service and seal material selected.

Pipe Materials:

- Standard ASTM A312 Schedule 10S Types 316/316L stainless steel pipe

Codes and Requirements:

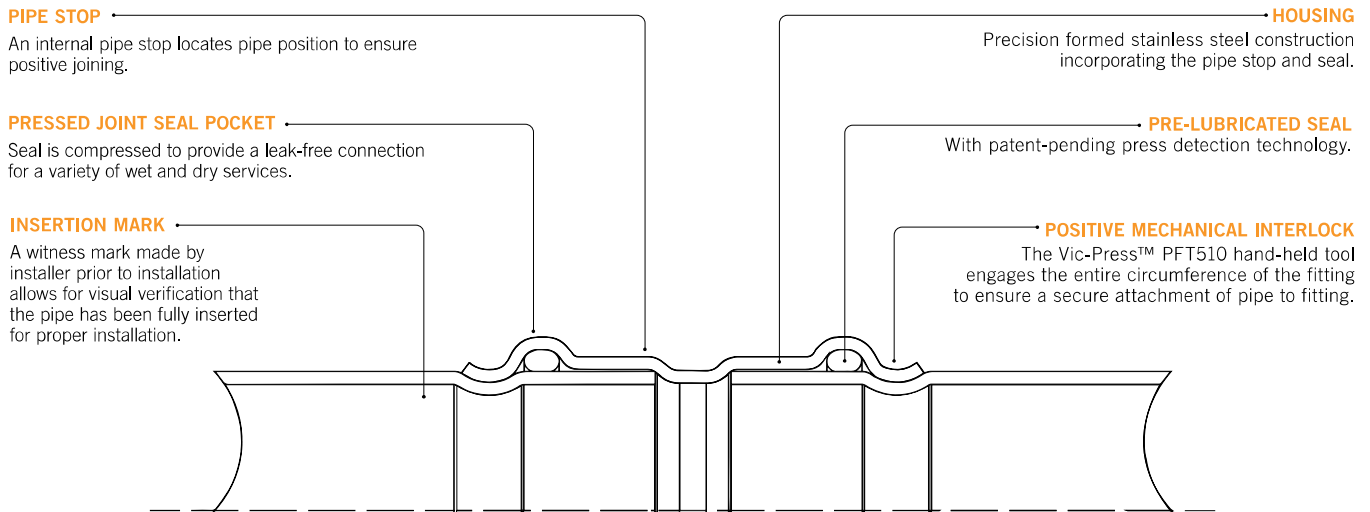
- Support hanger spacing correspond to ASME B31.1 Power Piping Code, ASME B31.3 Process Piping, and ASME B31.9 Building Services Piping Code.
- Meets ASME requirements and ratings for ANSI Class 150 systems for water, oil, gases and general chemical services
- Meets the requirements of ASME B31.1, B31.3 and B31.9 for Schedule 10S systems
- Request publications [18.16](#), [18.17](#) and [18.18](#) for details.

ALWAYS REFER TO ANY NOTIFICATIONS AT THE END OF THIS DOCUMENT REGARDING PRODUCT INSTALLATION, MAINTENANCE OR SUPPORT.



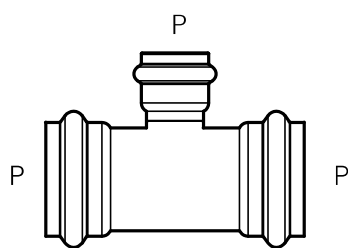
1.1 PRODUCT DESCRIPTION

Vic-Press™ Joining System for Schedule 10S Type 316/316L Stainless Steel Pipe



Dimensional Information

- Products in the Vic-Press™ for Schedule 10S system for Type 316/316L stainless steel have unique center-to-end or end-to-end dimensions which incorporate specific, “takeout” dimensions for easy fabrication calculations.
- Use of threaded products employing special features such as probes, escutcheon cups, etc., should be checked to be certain the thread standard and length of insertion are compatible with fitting dimensions.
- Failure to verify dimensional suitability in advance may result in difficulties in assembly.



End Type Code

- P = Press
- F = Female Thread
- M = Male Thread
- T = Plain End
- L = Flanged
- G = Grooved
- EOB = End of Branch
- W = Weld Ends

2.0 CERTIFICATION/LISTINGS



NOTES

- See [publication 02.06](#): Victaulic Potable Water Approvals ANSI/NSF for potable water approvals if applicable.
- For complete information on Maritime approvals, visit <https://www.victaulic.com/maritime-approvals/>

3.0 SPECIFICATIONS - MATERIAL

Housing: Made from Type 316L stainless steel.

Threaded Outlets: Made from stainless steel bar, or stainless steel pipe conforming to ASTM A312, Type 316L.

Plain End or Grooved End Products: Stainless steel pipe conforming to ASTM A312, Type 316L.

Style P575 Flange Adapter: ANSI Class 150 or AS 2129 Table E, Type 316L raised face one-piece Type 316L stainless steel flange adapter.

Style P566 Van Stone Flange Adapter: ANSI Class 150 or AS 2129 Table E, carbon steel raised face slip on flange with Type 316 stainless steel stub end.

Style P574 Concentric Reducer: Reducer body made from Type 316 stainless steel, press ends made from Type 316L stainless steel.

Seal:

Victaulic Grade “H” HNBR

HNBR (Two orange stripes color code). Temperature range -20°F to +210°F/-29°C to +98°C. May be specified for hot petroleum/ water mixtures, hydrocarbons, air with oil vapors, vegetable and mineral oils, engine oil, transmission oil. UL Classified in accordance with ANSI/NSF 61 for cold +73°F/+23°C and hot +180°F/+82°C potable water service and ANSI/NSF 372.

Optional Seal: (specify choice¹)

Victaulic Grade “E” EPDM

EPDM (Green stripe color code). Temperature range -30°F to +250°F/-34°C to +121°C. May be specified for hot water service, dilute acids, oil-free air, chemical services. UL Classified in accordance with ANSI/NSF 61 for cold +73°F/+23°C and hot +180°F/+82°C potable water service and ANSI/ NSF 372. **NOT COMPATIBLE FOR USE WITH PETROLEUM OR STEAM SERVICES.**

Victaulic Grade “O” Fluoroelastomer

Fluoroelastomer (Blue stripe color code). Temperature range +20°F to + 300°F/-7°C to +149°C. May be specified for many oxidizing acids, petroleum oils, halogenated hydrocarbons, lubricants, hydraulic fluids, organic liquids and air with hydrocarbons. NOT COMPATIBLE FOR HOT WATER OR STEAM SERVICES.

Others

For alternate gasket selection, reference [publication 05.01](#): Victaulic Seal Selection Guide - Elastomeric Seal Construction.

¹ Services listed are General Service Guidelines only. It should be noted that there are services for which these gaskets are not compatible. Reference should always be made to the latest [Victaulic Seal Selection Guide](#) for specific gasket service guidelines and for a listing of services which are not compatible.

NOTE


- Vic-Press™ for Schedule 10S seals are pre-lubricated to further simplify the installation process. To maintain the integrity of the lubrication, components are shipped in factory sealed bags and should remain bagged until ready for use. For more information regarding the lubricant used, please refer to [publication 05.07](#).

4.0 DIMENSIONS

Standard Coupling

Style P507 (P x P)

Working Pressure: 500psi/3447 kPa



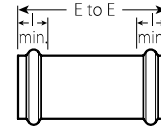
Style P507

Size		Dimensions		Weight
Nominal	Actual Outside Diameter	E to E	U Takeout	Approximate (Each)
inches DN	inches mm	inches mm	inches mm	lb kg
1/2 DN15	0.840 21.3	2.78 70.6	0.65 16.5	0.2 0.1
3/4 DN20	1.050 26.7	2.78 70.6	0.65 16.5	0.3 0.1
1 DN25	1.315 33.4	3.11 79.0	0.73 18.5	0.5 0.2
1 1/2 DN40	1.900 48.3	3.48 88.4	0.72 18.3	0.7 0.3
2 DN50	2.375 60.3	3.96 100.6	0.71 18.0	1.0 0.5

Slip Coupling

Style P508 (P x P)

Working Pressure: 500psi/3447 kPa



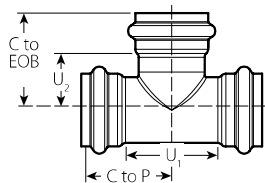
Style P508

Size		Dimensions		Weight
Nominal	Actual Outside Diameter	E to E	I Min. Tube Insert	Approximate (Each)
inches DN	inches mm	inches mm	inches mm	lb kg
1/2 DN15	0.840 21.3	3.79 96.3	1.06 26.9	0.3 0.1
3/4 DN20	1.050 26.7	3.92 99.6	1.06 26.9	0.4 0.2
1 DN25	1.315 33.4	4.55 115.6	1.19 30.2	0.7 0.3
1 1/2 DN40	1.900 48.3	5.33 135.4	1.38 35.1	1.1 0.5
2 DN50	2.375 60.3	6.18 157.1	1.63 41.4	1.6 0.7

Tee

Style P572 (P x P x P)

Working Pressure: 500psi/3447 kPa



Style P572

Size		Dimensions				Weight
Nominal	Actual Outside Diameter	C to P	U ₁ Takeout	C to EOB	U ₂ Takeout	Approximate (Each)
inches DN	inches mm	inches mm	inches mm	inches mm	inches mm	lb kg
1/2 DN15	0.840 21.3	1.71 43.4	1.29 32.8	1.91 48.5	0.84 21.3	0.4 0.2
3/4 DN20	1.050 26.7	2.01 51.1	1.89 48.0	1.93 49.0	0.87 22.1	0.5 0.2
1 DN25	1.315 33.4	2.27 57.7	2.17 55.1	2.24 56.9	1.05 26.7	0.9 0.4
1 1/2 DN40	1.900 48.3	2.72 69.1	2.68 68.1	2.74 69.6	1.37 34.8	1.5 0.7
2 DN50	2.375 60.3	3.21 81.5	3.17 80.5	3.36 85.3	1.73 43.9	2.1 1.0

6.0 NOTIFICATIONS

WARNING

- Vic-Press™ for Schedule 10S products for Type 316/316L stainless steel must only be used on services compatible with seal and fitting materials.

Incompatible services may result in leakage. Always reference the latest [Victaulic Seal Selection Guide \(05.01\)](#) for specific seal service recommendations and for a listing of services which are not recommended.

WARNING

- It is the responsibility of designers of piping systems to verify the suitability of ASTM A312 Schedule 10S Types 316/316L stainless steel pipe for use with the intended fluid media. The fluid's chemical composition, pH level, operating temperature, chloride level, oxygen level and flow rate and their effect on ASTM A312 Types 316/316L stainless steel must be evaluated by the material specifier to confirm system life will be adequate for the intended service.

Failure to do so may cause serious personal injury or property damage.

7.0 REFERENCE MATERIALS

[02.06: Victaulic® Potable Water Approvals ANSI/NSF](#)

[05.01: Victaulic® Seal Selection Guide](#)

[18.12: Victaulic® Vic-Press™ for Schedule 10S Type 304 Stainless Steel](#)

[18.13: Victaulic® Vic-Press™ for Schedule 10S Qualification Test Data](#)

[18.14: Victaulic® 3 Piece Stainless Steel Ball Valve](#)

[18.16: Victaulic® Vic-Press™ for Schedule 10S ASME B31.1 Compliance](#)

[18.17: Victaulic® Vic-Press™ for Schedule 10S ASME B31.3 Compliance](#)

[18.18: Victaulic® Vic-Press™ for Schedule 10S ASME B31.9 Compliance](#)

[I-P500: Victaulic® Vic-Press™ Schedule 10S System Products](#)

[TM-PFT510: Operating and Maintenance Instruction Manual](#)

User Responsibility for Product Selection and Suitability

Each user bears final responsibility for making a determination as to the suitability of Victaulic products for a particular end-use application, in accordance with industry standards and project specifications, as well as Victaulic performance, maintenance, safety, and warning instructions. Nothing in this or any other document, nor any verbal recommendation, advice, or opinion from any Victaulic employee, shall be deemed to alter, vary, supersede, or waive any provision of Victaulic Company's standard conditions of sale, installation guide, or this disclaimer.

Intellectual Property Rights

No statement contained herein concerning a possible or suggested use of any material, product, service, or design is intended, or should be constructed, to grant any license under any patent or other intellectual property right of Victaulic or any of its subsidiaries or affiliates covering such use or design, or as a recommendation for the use of such material, product, service, or design in the infringement of any patent or other intellectual property right. The terms "Patented" or "Patent Pending" refer to design or utility patents or patent applications for articles and/or methods of use in the United States and/or other countries.

Note

This product shall be manufactured by Victaulic or to Victaulic specifications. All products to be installed in accordance with current Victaulic installation/assembly instructions. Victaulic reserves the right to change product specifications, designs and standard equipment without notice and without incurring obligations.

Installation

Reference should always be made to the Victaulic installation handbook or installation instructions of the product you are installing. Handbooks are included with each shipment of Victaulic products, providing complete installation and assembly data, and are available in PDF format on our website at www.victaulic.com.

Warranty

Refer to the Warranty section of the current Price List or contact Victaulic for details.

Trademarks

Victaulic and all other Victaulic marks are the trademarks or registered trademarks of Victaulic Company, and/or its affiliated entities, in the U.S. and/or other countries.