

SPECIFICATIONS

PARMA™ SINGLE HANDLE LAVATORY FAUCET

Model

D220558

Description

- Ceramic disc valve
- 9 ½" high swivel spout, 5 ¼" spout length, laminar flow
- 360° spout swivel
- Includes metal touch down drain DA505918 with color matching cap and flange and chrome plated tailpiece
- 4" deck plate DA667229 sold separately for single hole mounting
- 1.2gpm (4.5L/min) maximum flow rate @60 psi
- Meets CEC Requirement

Standards



NSF/ANSI 372

• NSF/ANSI 372



• ASME A112.18.1M/A112.18.1

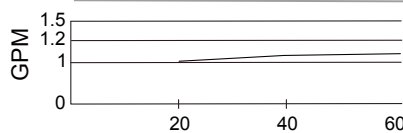


• ADA Accessibility Guidelines for
Buildings and Facilities -
309.4 Operation for Operable Parts

Warranty

Danze products are covered by a manufacturer's
limited "lifetime" warranty for manufacturing defects.

Flow Rate

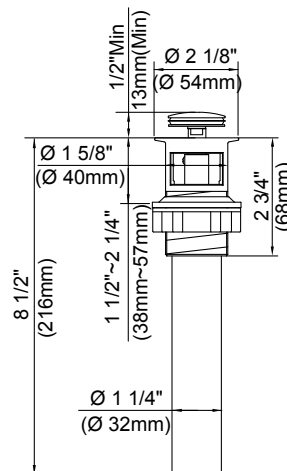
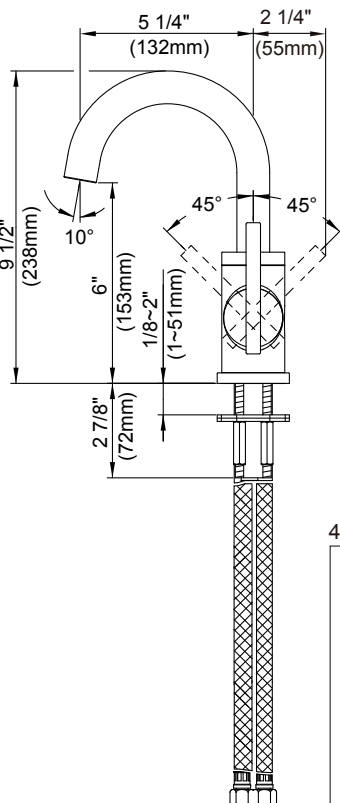
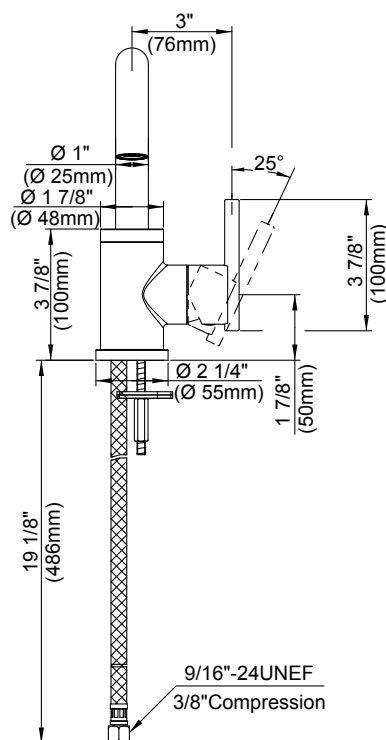


PSI

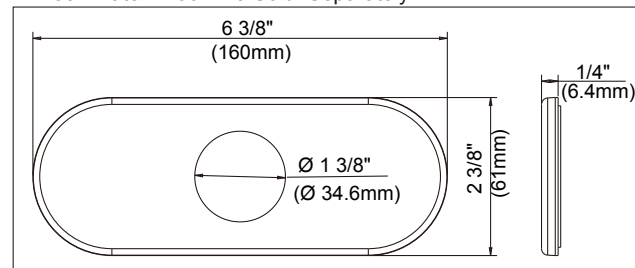


Finishes Available

- Chrome
- Other: Refer to Price List for additional finish



4" Deck Plate DA667229 Sold Separately



Submittal Information:

Job Name: _____

Location: _____

Contractor: _____

Contact #: _____