

## SPECIFICATIONS

### PARMA™ SINGLE HANDLE LAVATORY FAUCET

#### Model

D220558

#### Description

- Ceramic disc valve
- 9 ½" high swivel spout, 5 ¼" spout length, laminar flow
- 360° spout swivel
- Includes metal touch down drain DA505918 with color matching cap and flange and chrome plated tailpiece
- 4" deck plate DA667229 sold separately for single hole mounting
- 1.2gpm (4.5L/min) maximum flow rate @60 psi
- Meets CEC Requirement

#### Standards



NSF/ANSI 372

• NSF/ANSI 372



• ASME A112.18.1M/A112.18.1

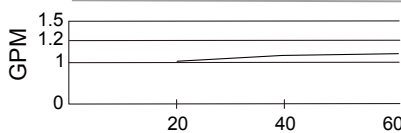


• ADA Accessibility Guidelines for  
Buildings and Facilities -  
309.4 Operation for Operable Parts

#### Warranty

Danze products are covered by a manufacturer's  
limited "lifetime" warranty for manufacturing defects.

#### Flow Rate

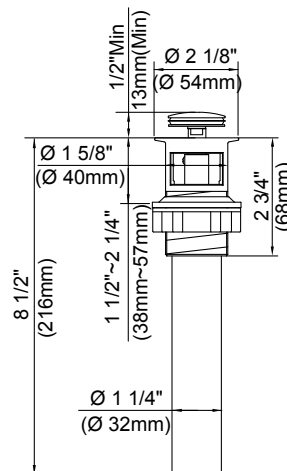
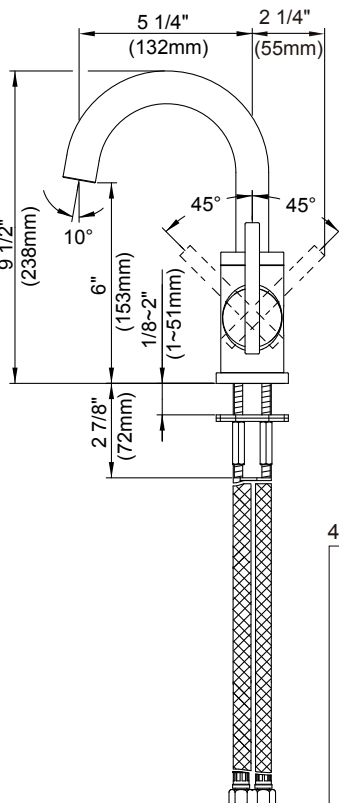
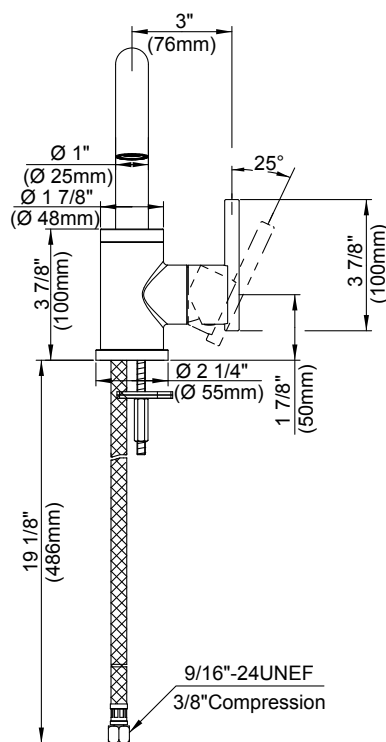


PSI

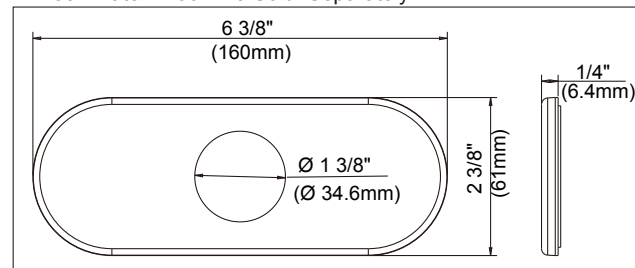


#### Finishes Available

- Chrome
- Other: Refer to Price List for additional finish



4" Deck Plate DA667229 Sold Separately



#### Submittal Information:

Job Name: \_\_\_\_\_

Location: \_\_\_\_\_

Contractor: \_\_\_\_\_

Contact #: \_\_\_\_\_