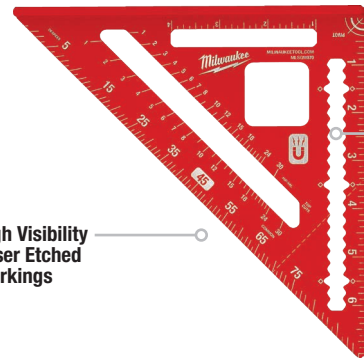


RAFTER SQUARES

**STRONGER FRAME.
MOST VERSATILE.**



High Visibility Laser Etched Markings

Scribe Notches



1" Cutout Props Pipe

Model #	Description
MLSQM070	7" Magnetic Rafter Square
MLSQ170	180mm Rafter Square

TRIM SQUARE

**MOST COMPACT.
MOST VERSATILE.**



High Visibility Laser Etched Markings

Scribe Notches

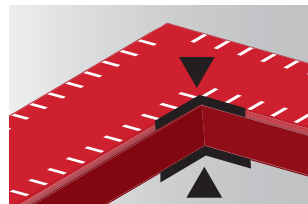


Dual Reference Heel

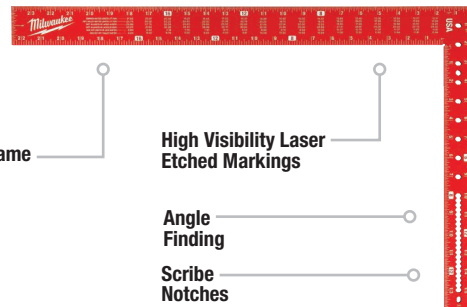
Model #	Description
MLSQ040	4 1/2" Trim Square

FRAMING SQUARES

**STRONGER THAN STEEL.
MOST VERSATILE.**



Thicker Frame



Reinforced Frame

High Visibility Laser Etched Markings

Angle Finding

Scribe Notches

Model #	Description
MLSQ024	16" x 24" Framing Square
MLSQ124	400mm x 600mm Framing Square

LASER DISTANCE METERS

**EASIEST
MEASUREMENTS**



Simplified User Interface

2" Backlit Color Screen

Continuous Real-Time Measurements

2-Position Auto-Detecting Lever



Impact-Resistant Overmolding

Side-Shot Button
Allows for one-handed measurement in all situations

Also Available:

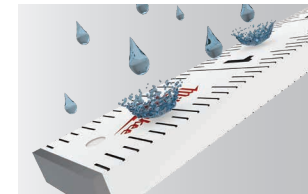


65ft Laser Distance Meter
48-22-9801

Model #	Description	Model #	Description
48-22-9801	65ft Laser Distance Meter	48-22-9803	330ft Laser Distance Meter
48-22-9802	150ft Laser Distance Meter		

FOLDING RULES

**MOST DURABLE
MARKINGS & BLADES**



Water & Scratch Resistant Laminate

Quick Reference Bend Angles
22.5°, 30°, 45° & 60°

Heat-Stamped Markings
Won't wear

Corrosion-Free Embedded Joints
Locks at 0°, 90° & 180°



Model #	Description
48-22-3801	6-1/2ft Composite Folding Rule
48-22-3802	6-1/2ft Engineer's Composite Folding Rule

CHALK REELS

**LONGEST GEAR LIFE.
BEST PERFORMANCE.**



StripGuard™ Clutch & Planetary Gears



1.5mm High-Strength Braided Line

Bold Line



0.9mm High-Strength Braided Line

Aluminum Body
Fine line model only

Fine Line

6X Faster Retraction

Model #	Description	Model #	Description
48-22-3980	Bold Line Chalk Reel	48-22-3990	Fine Line Chalk Reel
48-22-3982	Bold Line Chalk Reel & Blue Chalk Refill	48-22-3992	Fine Line Chalk Reel & Blue Chalk Refill
48-22-3986	Bold Line Chalk Reel & Red Chalk Refill	48-22-3993	Chalk Reel Kit with Blue Chalk Refill
48-22-3989	Bold Replacement Line	48-22-3999	Fine Replacement Line

EXTRA BOLD LARGE CAPACITY CHALK REELS

**LONGEST GEAR LIFE.
BEST PERFORMANCE.**



Planetary Gears Prevent Stripping

24oz Chalk Capacity

4:1 Retraction Speed

Refillable Base



Easy Grip Metal Handle

Quick Turn Opening

Model #	Description	Model #	Description
48-22-3910	100ft Extra Bold Large Capacity Chalk Reel	48-22-3915	150ft Extra Bold Large Capacity Chalk Reel
48-22-3900	100ft Extra Bold Replacement Line	48-22-3905	150ft Extra Bold Replacement Line