



Job Name:	
System Reference:	Date:

Indoor Unit: MSY-GL12NA	Outdoor Unit: <input type="checkbox"/> MUY-GL12NA-U1 <input type="checkbox"/> MUY-GL12NA-U2	Wireless Remote Controller
		

GENERAL FEATURES

- Slim wall-mounted indoor units provide zone comfort control
- The outdoor unit powers the indoor unit, and should a power outage occur, the system is automatically restarted when power returns
- INVERTER-driven compressor and LEV provide high efficiency and comfort while using only the energy needed to maintain maximum performance
- Multiple fan speed options: Quiet, Low, Medium, High, Super-high, Auto
- Multiple control options available:
 - Hand-held Remote Controller (provided with unit)
 - kumo cloud® smart device app for remote access
 - Third-party interface options
 - Wired or wireless controllers
- Quiet operation
- Smart Set: recalls a preferred preset temperature setting at the touch of a button
- Blue Fin anti-corrosion treatment applied to the outdoor unit heat exchanger for increased coil protection and longer life

SPECIFICATIONS: MSY-GL12NA & MUY-GL12NA

Cooling ¹	Maximum Capacity	BTU/H	13,600	
	Rated Capacity	BTU/H	12,000	
	Minimum Capacity	BTU/H	1,500	
	Maximum Power Input	W	1,300	
	Rated Power Input	W	920	
	Moisture Removal	Pints/h	2.5	
	Sensible Heat Factor		0.77	
	Power Factor	%	95 / 95	
Efficiency	SEER		23.1	
	EER ¹		13	
ENERGY STAR [®] certified units (ENERGY STAR products are third party certified by an EPA-recognized Certification Body.)			YES	
Electrical	Voltage, Phase, Frequency		208/230V, 1 phase, 60Hz	
	Guaranteed Voltage Range	V AC	187 - 253	
	Voltage: Indoor - Outdoor, S1-S2	V AC	208 / 230	
	Voltage: Indoor - Outdoor, S2-S3	V DC	24	
	Short-circuit Current Rating (SCCR)	kA	5	
	Recommended Fuse/Breaker Size (Outdoor)	A	15	
	Recommended Wire Size (Indoor - Outdoor)	AWG	14	
Indoor Unit	MCA	A	1	
	MOCP	A	15	
	Blower Motor Full Load Amperage	A	0.76	
	Blower Motor Output	W	30	
	Airflow Rate at Cooling, Dry	CFM	399-321-237-170-145	
	Airflow Rate at Cooling, Wet	CFM	364-286-201-134-109	
	Sound Pressure Level (Cooling)	dB(A)	45-37-30-22-19	
	Drain Pipe Size	In. (mm)	5/8 (15.88)	
	Heat Exchanger Type		Plate fin coil	
	External Finish Color		Munsell 1.0Y 9.2/0.2	
	Unit Dimensions	W: In. (mm)		31-7/16 (798)
		D: In. (mm)		9-1/8 (232)
		H: In. (mm)		11-5/8 (295)
	Package Dimensions	W: In. (mm)		33-1/2 (850)
		D: In. (mm)		12 (300)
		H: In. (mm)		14 (350)
	Unit Weight	Lbs. (kg)	22 (10)	
Package Weight	Lbs. (kg)	26 (11.5)		
Indoor Unit Operating Temperature Range	Cooling Intake Air Temp (Maximum / Minimum)*	°F	90 DB, 73 WB / 67 DB, 57 WB	
Outdoor Unit	MCA	A	7	
	MOCP	A	15	
	Fan Motor Full Load Amperage	A	0.5	
	Fan Motor Output	W	55	
	Airflow Rate	CFM	1,229	
	Refrigerant Control		LEV	
	Defrost Method		Reverse cycle	
	Heat Exchanger Type		Plate fin coil	
	Sound Pressure Level, Cooling ¹	dB(A)	49	
	Compressor Type		DC INVERTER-driven	
	Compressor Model		SNB092FQAMT	
	Compressor Rated Load Amps	A	4.9	
	Compressor Locked Rotor Amps	A	6.1	

SPECIFICATIONS: MSY-GL12NA & MUY-GL12NA

	Compressor Oil Type // Charge	oz.	FV50S // 11.8	
	External Finish Color		Munsell 3Y 7.8/1/1	
	Base Pan Heater		N/A	
	Unit Dimensions	W: In. (mm)		31-1/2 (800)
		D: In. (mm)		11-1/4 (285)
		H: In. (mm)		21-5/9 (550)
	Package Dimensions	W: In. (mm)		37 (940)
		D: In. (mm)		14-15/16 (380)
H: In. (mm)			24-13/16 (630)	
Unit Weight	Lbs. (kg)		81 (37)	
Package Weight	Lbs. (kg)		88 (40)	
Outdoor Unit Operating Temperature Range	Cooling Air Temp (Maximum / Minimum)*	°F	115 / 14	
	Cooling Thermal Lock-out / Re-start Temperatures**	°F	-1 / 3	
Refrigerant	Type		R410A	
	Charge	Lbs, oz	2, 9	
Piping	Gas Pipe Size O.D. (Flared)	In. (mm)	3/8 (9.52)	
	Liquid Pipe Size O.D. (Flared)	In. (mm)	1/4 (6.35)	
	Maximum Piping Length	Ft. (m)	65 (20)	
	Maximum Height Difference	Ft. (m)	40 (12)	
	Maximum Number of Bends		10	

Notes

AHRI Rated Conditions (Rated data is determined at a fixed compressor speed)	¹ Cooling (Indoor // Outdoor)	°F	80 DB, 67 WB // 95 DB, 75 WB
--	--	----	------------------------------

*Applications should be restricted to comfort cooling only; equipment cooling applications are not recommended for low ambient temperature conditions.
 **System cuts out in heating mode to avoid thermistor error and automatically restarts at these temperatures.

ACCESSORIES: MSY-GL12NA

Anti-allergy Enzyme Filter	□ MAC-408FT-E
kumo touch™ RedLINK™ Wireless Controller	□ MHK2
Deluxe MA Remote Controller ¹	□ PAR-40MAAU
Simple MA Controller ¹	□ PAC-YT53CRAU-J
Touch MA Controller ¹	□ PAR-CT01MAU-SB
Wired Remote Sensor	□ M21EAA307
Wireless Temperature and Humidity Sensor	□ PAC-USWHS003-TH-1
System Control Interface ²	□ MAC-334IF-E
Wireless Interface 2	□ PAC-USWHS002-WF-2
Thermostat Interface	□ PAC-US444CN-1
Thermostat Interface	□ PAC-US445CN-1
kumo station® for kumo cloud®	□ PAC-WHS01HC-E
USNAP Interface	□ PAC-WHS01UP-E
IT Extender	□ PAC-WHS01IE-E
BACnet® and MODBUS® Interface	□ PAC-UKPRC001-CN-1
Lockdown Bracket for Hand-held Remote Controllers	□ RCMKP1CB
Blue Diamond Sensor Extension Cable — 15 Ft.	□ C13-103
Blue Diamond Alarm Extension Cable — 6.5 Ft.	□ C13-192
Blue Diamond MultiTank — collection tank for use with multiple pumps	□ C21-014
Blue Diamond Rubber Foot Pads	□ F10-010
Mini Condensate Pump — 230 volt application	□ SI30-230
MegaBlue Advanced Blue Diamond Condensate Pump w/ Reservoir & Sensor	□ X87-835 - 110 to 250V
MaxiBlue Advanced Blue Diamond Mini Condensate Pump w/ Reservoir & Sensor (110V) up to 48,000 BTU/H[recommended]	□ X87-711 - 110V
Advanced Blue Diamond Mini Condensate Pump w/ Reservoir & Sensor (208/230V) [recommended]	□ X87-721 - 208/230V
MicroBlue Blue Diamond Mini Condensate Pump (110/208/230V) up to 18,000 BTU/H	□ X85-003
Fascia Kit for MicroBlue Pump – mounts the MicroBlue and sensor directly beneath the indoor unit	□ T18-016
Refco Condensate Pump (100-240 VAC) up to 120,000 BTU/H	□ COMBI
Refco Condensate Pump (100-240 VAC) up to 120,000 BTU/H	□ GOBI-II
Drain Pan Level Sensor	□ SS610E
(30A/600V/UL) [fits 2" X 4" utility box] - Black	□ TAZ-MS303
(30A/600V/UL) [fits 2" X 4" utility box] - White	□ TAZ-MS303W
Flexible Mini-Split Drain Hose	□ DRX-16

¹ Requires MAC-334IF-E

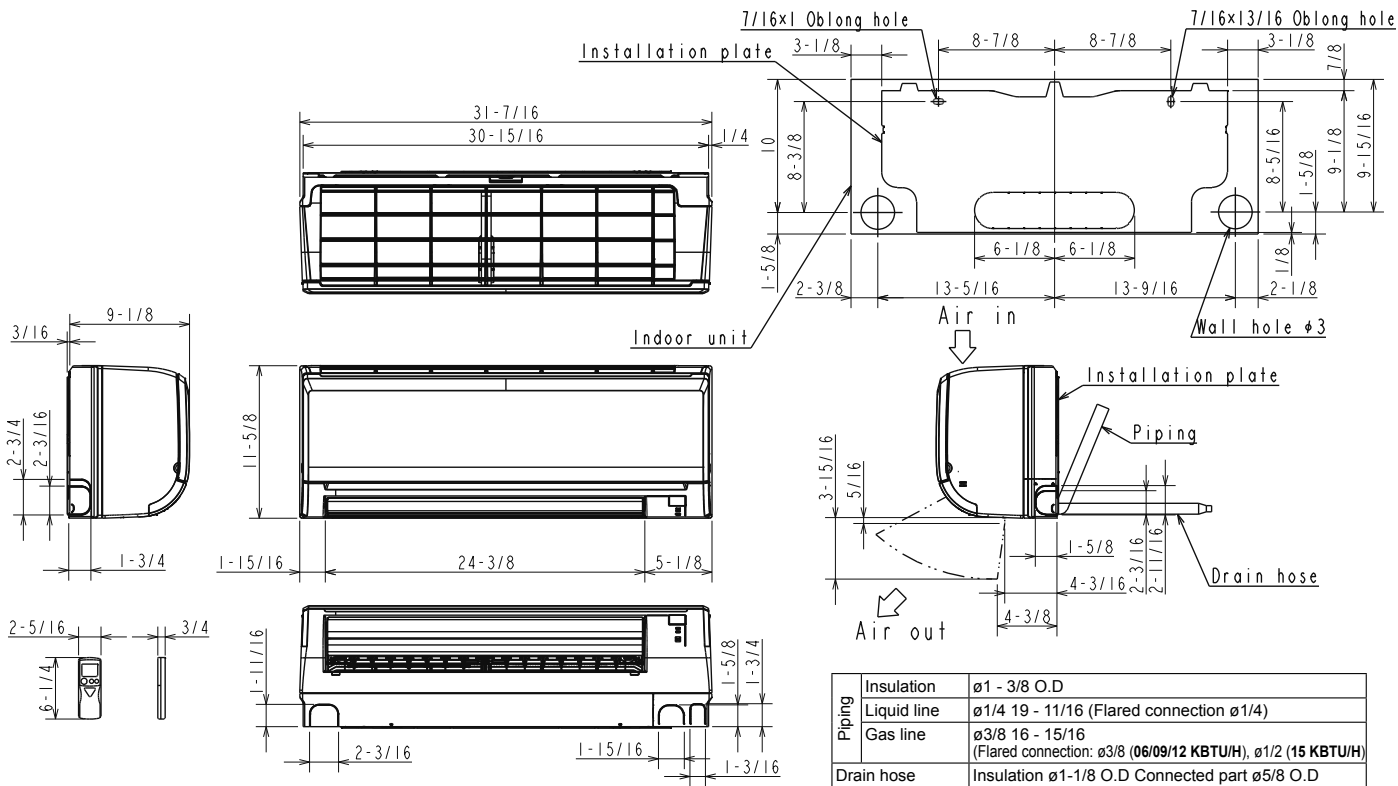
² Allows indoor units to connect to an MA Controller

ACCESSORIES: MUY-GL12NA

Air Outlet Guide	<input type="checkbox"/> MAC-881SG
Drain Socket	<input type="checkbox"/> MAC-860DS
Hail Guard	<input type="checkbox"/> HG-B4
Outdoor Unit 3-1/4 inch Mounting Base (Pair) - Plastic	<input type="checkbox"/> DSD-400P
Condensing Unit Mounting Pad 16" x 36" x 3"	<input type="checkbox"/> ULTRILITE1
Outdoor Unit Stand — 12" High	<input type="checkbox"/> QSMS1201M
Outdoor Unit Stand — 18" High	<input type="checkbox"/> QSMS1801M
Outdoor Unit Stand — 24" High	<input type="checkbox"/> QSMS2401M
Heavy Duty Wall Mounting Bracket— Coated Steel	<input type="checkbox"/> QSWB2000M-1
Heavy Duty Wall Mounting Bracket— 316 Series Stainless Steel	<input type="checkbox"/> QSWBSS
15' x 1/4" x 15' / 3/8" Lineset (Twin-Tube Insulation)	<input type="checkbox"/> MLS143812T-15
30' x 1/4" x 30' / 3/8" Lineset (Twin-Tube Insulation)	<input type="checkbox"/> MLS143812T-30
50' x 1/4" x 50' / 3/8" Lineset (Twin-Tube Insulation)	<input type="checkbox"/> MLS143812T-50
65' x 1/4" x 65' / 3/8" Lineset (Twin-Tube Insulation)	<input type="checkbox"/> MLS143812T-65

DIMENSIONS: MSY-GL12NA

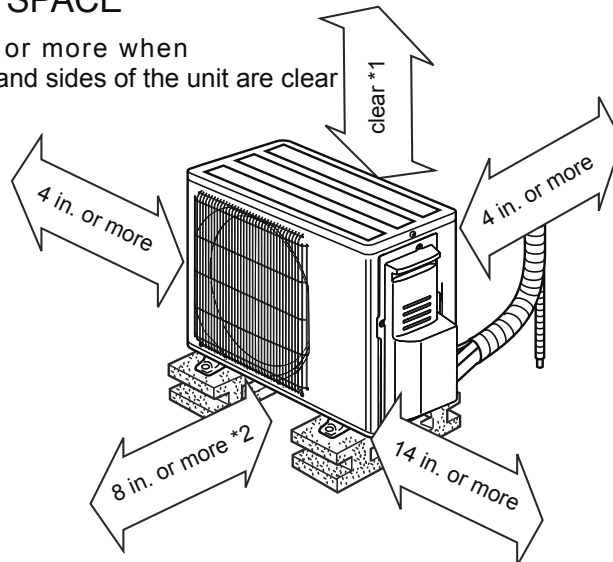
Unit: inch



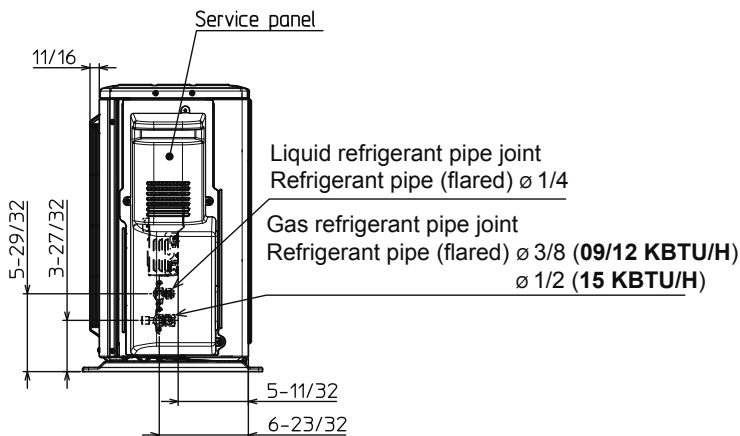
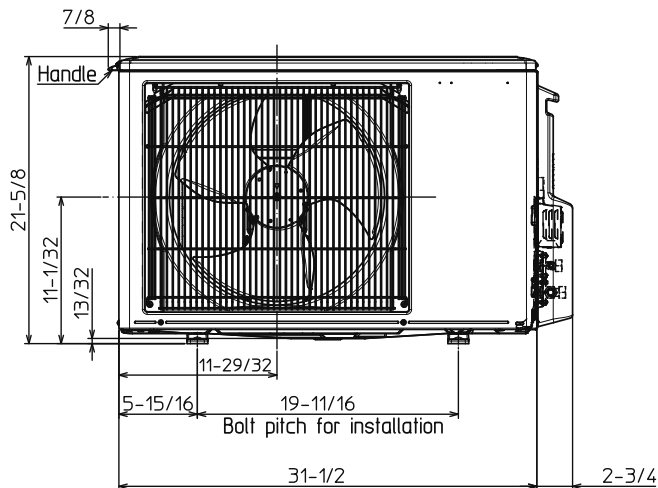
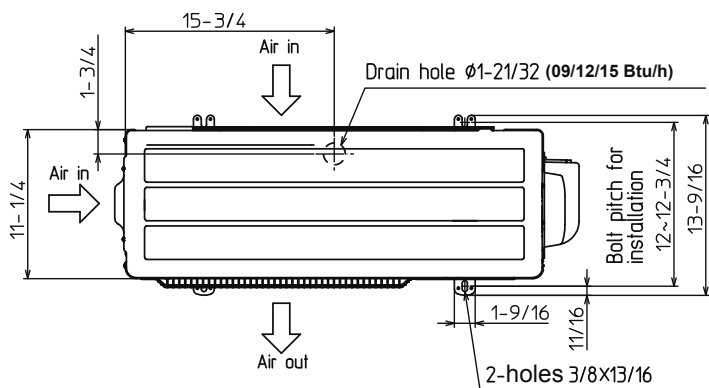
Unit: inch

REQUIRED SPACE

*1 4 in. or more when front and sides of the unit are clear



*2 When any 2 sides of left, right and rear of the unit are clear



1340 Satellite Boulevard, Suwanee, GA 30024
Toll Free: 800-433-4822 www.mehvac.com

