



**Riverby®**  
Top-mount Kitchen Sink  
**K-8668-4A1**

**Features**

- 27-inch minimum base cabinet width.
- Acid-resistant enamel finish.
- Single bowl.
- 4 faucet holes (-4).
- 9 inch depth.
- Includes cutout templates.

**Material**

- KOHLER enameled cast iron.

**Installation**

- Top-mount.

**Recommended Accessories**

K- 9000 P-Trap

**Optional Accessories**

K- 8801 Sink Strainer

**Components**

Product includes:

K- 9137 Stainless Steel Sink Rack



**Codes/Standards**












ASME A112.19.1/CSA B45.2

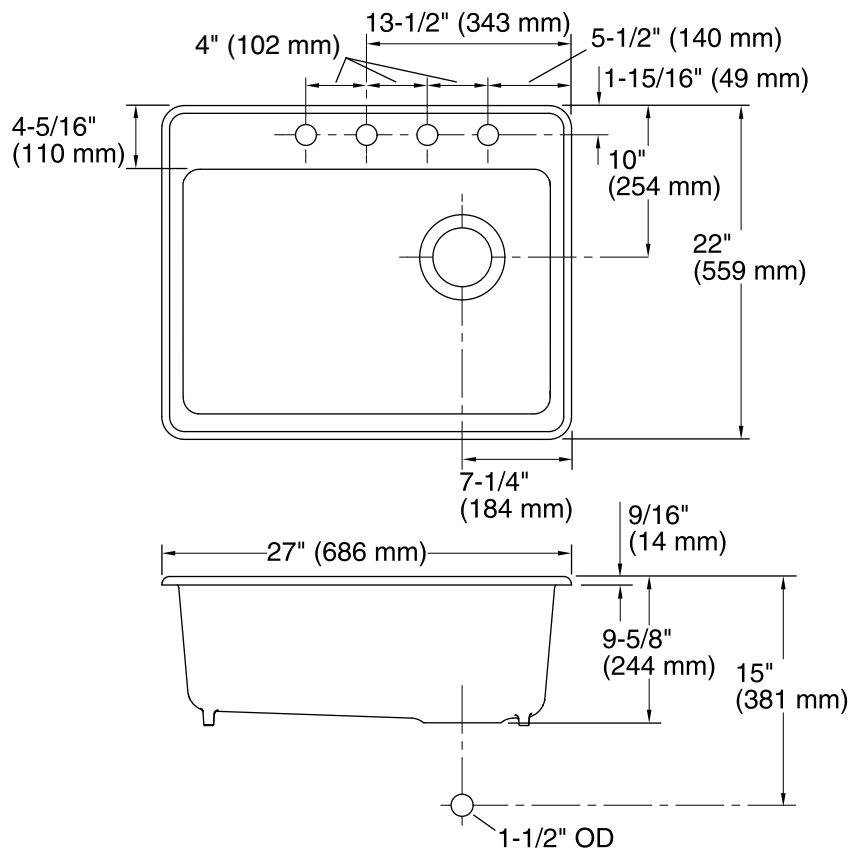
**KOHLER® Enameled Cast Iron Kitchen Sink - Lifetime Limited Warranty**

See website for detailed warranty information.

**Available Color/Finishes**

*Color tiles intended for reference only.*

Color	Code	Description
	0	White
	FF	Sea Salt™
	96	Biscuit
	47	Almond
	FD	Cane Sugar™
	95	Ice™ Grey
	G9	Sandbar
	K4	Cashmere
	20	Suede
	KA	Black 'n Tan
	7	Black Black™



## Technical Information

All product dimensions are nominal.

Bowl area                      Length: 24-1/4" (616 mm)  
                                     Width: 17-1/4" (438 mm)  
                                     Bowl depth: 9" (229 mm)  
                                     Water depth: 9" (229 mm)

Number of deck holes: 4

Template:                      Top-mount, 1244382-7, required, included

## Notes

Install this product according to the installation guide.